



SHOHEI OHTANI
2021 A.L. MVP

MIKE TROUT
2014, 2016, 2019
A.L. MVP

**2023
MEDIA
INFORMATION
GUIDE**





Official Jersey Partner of Angels Baseball

ANGELS

2023 MEDIA GUIDE

Researched, Written and Edited by:

Matt Birch, Adam Chodzko,
Grace McNamee, Marco Peralta,
Noah Scott, Peggy Berroa-Morales,
Adam Cali, Shane Demmitt, Brett Crane
and Aaron Wiedeman

Graphic Design and Layout:

Nikki Haroldson, Rich Esteban and
Danny LeClaire

Team Photography:

Blaine Ohigashi
Ricardo Zapata

Additional Photography:

V.J. Lovero, John Cordes, Getty Images,
Major League Baseball, Associated Press,
Sports Illustrated, Tom Donoghue,
Scott Clarke, Jerald Gibbs, Ron Hastings,
Howard Levine, Lou Sauritch
and Jordan Murph

Statistical Information:

STATS LLC, Elias Sports Bureau,
MLB Information Systems, Player Profiles,
SABR, Major League Baseball, Fangraphs,
ESPN Stats & Info, Baseball Reference,
Baseball Savant and Retrosheet

Copyright © 2023

©Angels Baseball, L.P.



The information contained in this publication was compiled by the Angels and is provided as a courtesy to our fans and the media and may be used only for personal or editorial purposes. Any commercial use of this information is prohibited without the prior written consent of the Angels.

All MLB and team insignias depicted in this publication are the property of Major League Baseball and the respective teams and may not be reproduced for commercial purposes without the prior written consent of Major League Baseball.

All information published as of March 2023

TABLE OF CONTENTS



TABLE OF CONTENTS	2
STAFF DIRECTORY	4
ANGELS REMEMBER	7
MEDIA INFO	13
FRONT OFFICE	15
FRONT OFFICE HEADSHOTS	38
UNDER THE HALO	45
TV & RADIO INFORMATION	46
TV & RADIO BROADCASTER INFORMATION	48
NAME, LOGOS, & COLORS	52
ANGELS IN THE COMMUNITY	44
MANAGER & COACHES	59
40-MAN ROSTER	246
NON-ROSTER INVITEES LIST	248
HOW THE ANGELS WERE BUILT	250
PRONUNCIATIONS/BIRTHDAYS	252
PLAYER DEVELOPMENT	253
PLAYER DEVELOPMENT STAFF	254
MINOR LEAGUE AFFILIATES	254
MINOR LEAGUE MANAGERS AND STAFF	257
MINOR LEAGUE 2022 REVIEW	265
MINOR LEAGUE AWARD WINNERS	267
2022 DRAFT SELECTIONS	271
ORGANIZATIONAL PLAYERS	272
2022 YEAR IN REVIEW	307
ANGELS RECORDS	319
CLUB GENERAL - SEASON	320
CLUB GENERAL - GAME	325
CLUB GENERAL - CONSECUTIVE	328
CLUB GENERAL - ROOKIE	329
ANGELS IN THE POSTSEASON	331
YEARLY POSTSEASON SUMMARIES	332
ANGELS ALL-TIME GAME-BY-GAME	360
ANGELS ALL-TIME HIGHS AND LOWS	361
ANGELS CAREER LEADERS	362
CLUB HISTORY	363
START OF A FRANCHISE	364
INAUGURAL GAME	365
YEAR BY YEAR RECORDS/STANDINGS	366
ALL-TIME ROSTER	367
OPENING DAY LINEUPS	371
CAREER BATTING LEADERS	372
SINGLE SEASON BATTING	373
ROOKIE SINGLE SEASON BATTING	375
YEARLY LEADERS BATTING	376
CLUB BATTING STATS BY YEAR	380
CLUB DESIGNATED HITTERS	381
CLUB PINCH HITTER	382
CLUB LEADERS PITCHING	382
CAREER LEADERS PITCHING	383
SINGLE SEASON PITCHING	384
ROOKIE SEASON PITCHING	385
YEARLY LEADERS PITCHING	386
CLUB PITCHING YEAR BY YEAR	390
CLUB FIELDING YEAR BY YEAR	391
HIGHEST FIELDING PCT BY POSITION	392
DAY BY DAY BEST/WORST RECORDS	393
DAY OF THE WEEK TOTALS	394
ANGELS MONTH BY MONTH TOTALS	395
ANGELS AWARD WINNERS	396

TABLE OF CONTENTS

A.L. WEEKLY & MONTHLY AWARDS	400
ANGELS IN THE ALL-STAR GAME	401
LOW HIT GAMES BY ANGELS	402
ANGELS MISC. HOME RUNS	404
ANGELS IN INTERLEAGUE PLAY	405
SERIES SWEEPS	406
MARATHONS IN ANGELS HISTORY	407
ANGELS IN EXTRA INNINGS	408
1-0 WINS AND LOSSES	409
ANGELS NOTABLE TRADES	411
NOTABLE FREE AGENT SIGNINGS	414
ANGELS FIRST ROUND DRAFT SELECTIONS	415
THE LAST TIME	417
ANGEL STADIUM	418
THE BIG A	421
ANGEL STADIUM FIRSTS	422
ATTENDANCE	423
ALL-STAR GAME	425

ANGELS HALL OF FAME..... 429

MAJOR LEAGUE BASEBALL 437

MLB OPPONENTS	439
MOST VALUABLE PLAYER AWARD	464
CY YOUNG	465
ROOKIE OF THE YEAR	466

SPRING TRAINING..... 467

TEMPE DIABLO STADIUM	468
ANGELS SPRING TRAINING INFORMATION	470
SPRING TRAINING 2023 SCHEDULE	471
2022 SPRING TRAINING STATS	472

INFORMATION BOX INDEX

A.L. West Division Clinching Dates	351	Mara Forcey Award	260
All-Star Game Bests	401	Memorial Uniform Markings	353
Angels Baseball Foundation	58	Michelle Carew Community Courtyard	241
Angels General Managers	24	Minor League Affiliate History	271
Angel Stadium, Quick Facts	418	MLB Security Policies	180
Angel Stadium Ground Rules	114	Most Walk-Off Wins in Franchise History	158
Angel Stadium Pre-Game Schedules	14	Position Players Pitching	225
Angel Stadium Policies	414	Postseason Attendance	424
Angels Pressbox Online	13	Presidents of the Angels	18
Best Career Earned Run Averages, Starters	330	Radio Broadcasters, All-Time	47
Big A Quick Facts	421	Radio Affiliates (2023)	47
By the Decade	390	Rally Monkey	158
Catching Up on Angels Catchers	64	Retired Numbers	351
Fred Haney Memorial Award	470	Robert O. Fishel Award	264
Gene Autry Memorial Statue	86	Starting Point	63
Hitting Streaks	329	Television Broadcasters, All-Time	46
HR, RBI in a Month	322	Tempe Diablo Stadium Facts & Figures	468
Hundred Home Run Halos	381	V.J. Lovero Photo Well	252
Ipppei Mizuhara	155	Walk-Off Home Runs since 2000	465
Longest HR Hit at Angel Stadium	68	What A Relief	67
Managerial Records, Angels All-Time	61		



ANGELS

ANGEL STADIUM • 2000 GENE AUTRY WAY • ANAHEIM, CA 92806 • ANGELS.COM; @ANGELS

FOUNDED: 1960
ADMINISTRATIVE OFFICES
(714) 940-2000

TICKET INFORMATION
(714) 634-2000/angels.com

HOME BALLPARK
Angel Stadium of Anaheim

CAPACITY: 45,603

**CONCESSIONS, CATERING
& MERCHANDISE**
Legends Hospitality

TEAM COLORS
Red (PMS 200)
Dark Red (PMS 202)
Navy Blue (PMS 289)
Silver (PMS 877)

SPRING TRAINING FACILITY
Tempe Diablo Stadium
2200 W. Alameda
Tempe, AZ 85282

CLUB AFFILIATES
Salt Lake Bees (AAA)
Rocket City Trash Pandas (AA)
Tri-City Dust Devils (High-A)
Inland Empire 66ers (Low-A)
Tempe Angels (R)
Dominican Angels (R)

EXECUTIVE MANAGEMENT

Ownership	Arte & Carole Moreno
Chairman	Dennis Kuhl
President	John Carpino
Executive Vice President	Dana Wells
Senior Vice President, Finance and Administration	Molly Jolly
Vice President, Ballpark Operations	Brian Sanders
Vice President, Corporate Partnerships	Mike Fach
Vice President, Human Resources	Deborah Johnston

BASEBALL OPERATIONS

General Manager	Perry Minasian
Assistant General Manager	Alex Tamin
Special Advisor to the GM	Bill Stoneman
Director, Player Procurement	David Haynes
Director, Player Development	Joey Prebyski
Assistant Director, Player Development	Tony Ferreira
Assistant, Player Development	Luis Barranco
Director, Advance Scouting	John Pratt
MLB Advance Scout	Ben Rowen
Director, Pro Scouting	Derek Watson
Coordinator, Pro Scouting	Charles St. Clair
Director, Amateur Scouting	Tim McIlvaine
Assistant Director, Amateur Scouting	Jeremy Schied
Assistant, Amateur Scouting	Drew Plant
Senior Advisor, Scouting and Player Personnel	Matt Swanson
Special Assignment Scout	Ric Wilson
Senior Director, International Scouting	Brian Parker
Assistant Director, International Scouting	Brian Cruz
Senior Director, Research and Development	Michael Lord
Assistant Director, Research and Development	Connor Moffatt
Senior Analyst, Research and Development	Chet Gutwein
Analysts, Research and Development	Matthew Johnson, Cam Rogers
Senior Developer, Baseball Systems	Josh Krowiorz
Baseball Systems Developers	Mitchell Glazier, Patrick Seminatore, Nick Usoff, Max Werner
Pitching Analyst, Baseball Operations	Connor Hinchliffe
Coordinator, Pitching Analysis	Jared Hughes
Analysts, Baseball Operations	Joe Chernak, Austin Marchesani, Dylan Mortimer, Jake Sauberman, Andrew Zenner
Senior Coordinator, Baseball Administration	Amanda Kropp
Manager, Major League Video	Ryan Dundee
Traveling Secretary	Tom Taylor
Director, Equipment and Clubhouse Operations	Guy Gallagher
Visiting Clubhouse Manager	Brett Crane
Assistant Clubhouse Managers	Shane Demmitt, Aaron Wiedeman
Home Clubhouse Supervisor	Jim Greer
Interpreter	Ippe Mizuhara

MEDICAL & PERFORMANCE STAFF

Team Physician	Craig Milhouse, M.D.
Orthopedic Physicians (Kerlan-Jobe Clinic)	Brian Schulz, M.D.; John Itamura, M.D.; Carlos Quillas M.D.; Steve Yoon, M.D.
Director, Sports Medicine & Head Athletic Trainer	Mike Frostad
Assistant Athletic Trainers	Matt Biancuzzo, Eric Munson
Athletic Training Services Coordinator	Rick Smith
Head Strength & Conditioning Coach	Matt Tenney
Assistant Strength & Conditioning Coach	Adam Auer
Head Physical Therapist	Marc Oceguera
Assistant Physical Therapist	Robbie Williams
Massage Therapist	Yoichi Terada
Employee Assistance Program/Clinical Psychologist	Erik Abell, PhD
Registered Dietitian	Becci Twombly

COMMUNICATIONS

Senior Director, Communications	Adam Chodzko
Senior Manager, Communications	Matt Birch
Communications Manager	Grace McNamee
Communications Representative	Marco Peralta
Broadcast and Advertising Coordinator	Gregory Hall
Senior Manager, Digital Communications	Hannah Stange
Manager, Digital Communications	Ricardo Zapata
Team Photographer	Blaine Ohgashi

COMMUNITY RELATIONS

Director, Corporate and Community Partnerships	Nicole Provansal
Manager, Foundation and Community Initiatives	Adam Cali
Scholarship Programs Manager	Lillea Acasio
Scholarship Programs and Community Coordinator	Peggy Berroa-Morales

CORPORATE SPONSORSHIP

Senior Director, Partnership Services	Bobby Kowan
Senior Corporate Account Executive	Drew Zinser
Senior Manager, Partnership Services	Andie Mitsuda
Account Executives, Corporate Partnerships	Jonathan Chodzko, Jared Florin
Account Managers, Partnership Services	Gabriella Cipolletti, Kyra Czyrkis, Vanessa Gilles
Authentication and Fulfillment Supervisor	Tyler Ogawa

ENTERTAINMENT

Director, Entertainment & Production	Davin Maske
Manager, Video Productions	Lizette Cabrera
Production Manager	Cole Dragon
Engineer	Zac Applegate
Marketing and Entertainment Manager	Mandi Ortiz
Public Address Announcer	Michael Araujo

FINANCE

Senior Director, Finance	Doug Mylowe
Controller	Sue Bassett
Assistant Controller	Jennifer Whyntott
Financial Operations Manager	Jennifer Jeanblanc
Payroll Manager	Lorelei Schlitz
Accountants	Kylie McManus, Sarah Talamonte
Accounts Payable Specialist	Rosie Alvarez

HUMAN RESOURCES

Director, Human Resources	Mayra Castro
Senior Manager, Benefits	Cecilia Schneider
Manager, Risk Management	Ruth Aguilera
Human Resources and Payroll Administrator	Reyna Mancilla
Human Resources Assistant	Julissa Julio

INFORMATION SERVICES

Senior Director, Information Services	Al Castro
Director, Network Infrastructure	Neil Fariss
Senior Network Engineer	James Sheu
Technical Services Manager	Josh Schnoor
Desktop Support Analyst	Dennis De Jesus
Junior IT Support Analyst	Scott Tuttle



MARKETING

Senior Director, Brand and Product Marketing	Alex Tinyo
Director, Ticket Marketing and Business Analytics	Ryan Vance
Marketing and Promotions Coordinator	Riley Ersek
Senior Manager, Business Analytics	Julius "JJ" Evans
Applications Integration Manager	Nicole Yamasaki
Senior Graphic Designer	Rich Esteban
Graphic Designer	Danny LeClaire

SALES & CLIENT SERVICES

Senior Director, Ticket Sales and Services	Jim Panetta
Director, Business Development, Premium Sales & Service	Aaron Dragomir
Senior Manager, Ticket Sales	David Neumann
Manager, Business Development	Jeff Leuenberger
Account Managers, Business Development	Robert Foster, Eduardo Inarra, Tucker McGarrity, Ayshlee Koontz
Manager, Premium Sales	Eddie Gomez
Premium Sales Account Manager	Chris Young
Premium Sales Account Executive	Jeremy Epley
Premium Sales Experience Manager	Mitch Quesada
Manager, Group Sales	Phil Gurule
Senior Group Sales Specialist	Angel Rodriguez
Account Executives, Group Sales	Melissa Fombona, Keegan Forbes, Jon Leachman, Mike Moran, Laurence Morgan, Mary Myers, Randy Rigali, Luis Vargas, Clare Wehan
Tickets Sales Office Coordinator	Michelle Miyamoto
Manager, Client Services	Abbi Adams
Client Services Representatives	Joseph Carrillo, Robert Knapp, Cheyenne Reta, Connor Steer, Jake Wilson

STADIUM OPERATIONS

Director, Special Events	Courtney Wallace
Director, Ballpark Operations and Development	Nathan Bautista
Director, Fan Hospitality	Eric Ursua
Managers, Ballpark Operations	Shanelle Stephens, Jacqueline Urbanus
Senior Manager, Facilities and Housekeeping	Jose Padilla
Scheduling Manager	Jennifer Lizarago
Managers, Special Events	Brett Halstead, An Pham
Coordinator, Special Events	Mallory Mathis
Manager, Stadium Facilities	Pedro Del Castillo
Custodial Supervisors	Robert Iglesias, Ray Nells
Purchasing Manager	Suzanne Peters
Purchasing Assistant	Lincoln Bath
Purchasing and Facilities Assistant	Rene Escarcega
Supervisor, Facility Services	Carmen Mispagel
Wardrobe Supervisor	Genaro Luna
Receptionist	Margie Walsh
Field/Ground Maintenance Manager	Barney Lopas
Field/Ground Supervisor	Travis Chapman
Assistant Groundskeeper	Greg Laesch
Lead HVAC Electrician	Bob Ross
Lead HVAC Technician	Tony Suruor
Electrician	Robert Macchiavello
Lead Painter	Jaime Merino
Painters	Daniel Angulo, Salomon Tellez
Skilled Craftsmen	Alex Cervantes, Frank Stewart, Jonathan Martin, Eric Rodriguez
Equipment Mechanic	Ryan Mendoza
Director, Stadium Security Operations	Carlos Campos
Security Manager	Mark Macias
Security Assistant Manager	JB Jaso
Security Hosts	Jose Andrade, James Haskins, Tommy Stropky

TICKETING

Senior Director, Ticket Operations and Services	Tom DeTemple
Senior Manager, Ticket Operations	Sheila Brazelton
Manager, Ticket Operations	Armando Reyna
Ticket Services Representatives	Clancy Holligan, Ray Manukay, Tomoko Sasaki





LUKE ALLEN

AUGUST 4, 1978 – APRIL 26, 2022 (43)


- Played two Major League seasons for the Los Angeles Dodgers and Colorado



ROGER ANGELL

1920 – MARCH 20, 2022 (101)

- Baseball correspondent for The New Yorker
- National Baseball Hall of Fame 2014 BBWAA Career Excellence Award Winner



AL AUTRY

FEBRUARY 29, 1952 – FEBRUARY 25, 2022 (69)

- Pitched one Major League game for Atlanta (and was credited the win)



RALPH AVILA

1930 – JANUARY 30, 2023 (92)

- Former Vice President of the Los Angeles Dodgers Campos Las Palmas complex in Dominican Republic
- International Scout of the Year Award recipient and has been knighted in Dominican Republic as Founding Fathers Award for Excellence



SAL BANDO

FEBRUARY 13, 1944 – JANUARY 20, 2023 (78)

- Played 16 Major League seasons for Kansas City Athletics, Oakland and Milwaukee
- Four-time All-Star (1969, 1972-1974)
- Three-time World Series Champion (1972-1974)
- Former General Manager for Milwaukee



ED BAUTA

JANUARY 6, 1935 – JULY 6, 2022 (87)

- Pitched five Major League seasons for St. Louis and New York Mets



CHRIS BEASLEY

JUNE 23, 1962 – AUGUST 4, 2022 (60)


- Played one Major League season for Angels in 1991



HOWARD BLATT

FEBRUARY 21, 1954 – OCTOBER 3, 2022 (68)

- Baseball writer for the New York Daily News and USA Today
- Author of “Amazing Mets Memories” and “This Championship Season: The Incredible Story of the 1998 New York Yankees”



TOMMY BOGGS

OCTOBER 25, 1955 – OCTOBER 5, 2022 (66)

- Pitched nine Major League seasons for Texas and Atlanta



MIKE BRITO

AUGUST 21, 1974 – JULY 7, 2022 (87)

- Cuban-American baseball scout for the Los Angeles Dodgers for nearly 45 years
- Inducted into the Cuban Hall of Fame in 2005
- 2014 International Scout of the Year
- 2021 Tony Gwynn Award



JIM BRONSTAD

JUNE 22, 1936 – APRIL 9, 2022 (85)

- Pitched three Major League seasons with the New York Yankees and the Washington Senators



TOM BROWNING

APRIL 28, 1960 – DECEMBER 19, 2022 (62)

- Pitched 12 Major League seasons with Cincinnati and Kansas City
- 1991 All-Star
- World Series Champion (1990)
- Pitched a perfect game on September 16, 1988



BILL BURBACH

AUGUST 22, 1947 – JULY 20, 2022 (74)

- Pitched three Major League seasons with the New York Yankees



PETE BURNSIDE

JULY 2, 1930 – AUGUST 26, 2022 (92)

- Pitched 8 Major League seasons with the New York Giants, San Francisco, Detroit, Washington Senators and Baltimore



BILL CAMPBELL

AUGUST 9, 1948 – JANUARY 6, 2023 (74)

- Pitched 15 Major League seasons for Minnesota, Boston, Chicago Cubs, Philadelphia, St. Louis, Detroit and Montreal
- 1977 All-Star
- Two-time AL Rolaids Relief Man Award (1976, 1977)
- A.L. Saves Leader (1977)
- Coached for Milwaukee and Boston



CHUCK CARR

AUGUST 10, 1967 – NOVEMBER 13, 2022 (55)

- Played eight Major League seasons with New York Mets, St. Louis, Florida, Milwaukee and Houston
- National League Stolen Base Leader (1993)

IN MEMORY



GENE CLINES

OCTOBER 6, 1946 – JANUARY 27, 2022 (75)

- Played 10 Major League seasons with Pittsburgh, New York Mets, Texas and Chicago Cubs
- Coached with Chicago Cubs, Houston, Seattle, Milwaukee, San Francisco and worked in player development for the Los Angeles Dodgers
- World Series Champion (1971)



NATE COLBERT

APRIL 9, 1946 - JANUARY 9, 2023 (76)

- Played 10 Major League seasons for Houston, San Diego, Detroit, Montreal and Oakland
- Three-time All-Star (1971-73)
- San Diego Padres Hall of Fame
- Coached in the San Diego minor league system



TERRY COONEY

APRIL 12, 1933 – MARCH 4, 2022 (88)

- Major League Baseball umpire for the American League for 19 seasons
- Officiated the 1981 World Series, three American League Championship Series and two All-Star Games



JULIO CRUZ

DECEMBER 2, 1954 – FEBRUARY 22, 2022 (67)


- Played 10 Major League seasons for Seattle and Chicago White Sox
- Spanish-language broadcaster for Seattle



JOHN CUMBERLAND

MAY 10, 1947 – APRIL 5, 2022 (74)

- Pitched six Major League seasons with the New York Yankees, San Francisco, St. Louis and California
- Coached and scouted for over 25 years with New York Mets, Milwaukee, San Diego, Boston and Kansas City



TOMMY DAVIS

MARCH 21, 1939 – APRIL 3, 2022 (83)

- Played 18 Major League season with Los Angeles Dodgers, New York Mets, Chicago White Sox, Seattle Pilots, Houston, Oakland, Chicago Cubs, Baltimore, California and Kansas City
- Three-time All-Star (1962-63)
- World Series Champion (1963)
- Two-time National League Batting Champion (1962, 1963)
- Coached for the Seattle Mariners



IKE DELOCK

NOVEMBER 11, 1929 – FEBRUARY 28, 2022 (92)

- Pitched 11 Major League seasons with Boston and Baltimore



PETER DIANA

1958 – OCTOBER 20, 2022 (64)

- Former photographer for the Pittsburgh Pirates
- Longtime photographer for the Pittsburgh Post-Gazette, and shot for Sports Illustrated, Sporting News and Golf Magazine



DENNY DOYLE

JANUARY 17, 1944 – DECEMBER 20, 2022 (78)


- Played eight Major League seasons with Philadelphia, Angels and Boston
- Brother of Brian Doyle and Blake Doyle, who played and coached in the Majors



JOHN ELLIS

AUGUST 21, 1948 – APRIL 6, 2022 (73)


- Played 13 Major League seasons with the New York Yankees, Cleveland and Texas



DICK ELLSWORTH

MARCH 22, 1940 – OCTOBER 10, 2022 (82)

- Pitched 13 Major League seasons with the Chicago Cubs, Philadelphia, Boston, Cleveland, Milwaukee
- 1964 All-Star
- Father of former Boston Red Sox pitcher Steve Ellsworth



KEN FRAILING

JANUARY 19, 1948 – AUGUST 25, 2022 (74)

- Pitched five Major League seasons with Chicago White Sox and Chicago Cubs



JOE GODDARD

1937 - FEBRUARY 19, 2023 (85)

- Former sports writer for Chicago Sun Times, covering the Chicago White Sox and Cubs



BILL HALLER

FEBRUARY 29, 1935 – AUGUST 20, 2022 (87)


- Major League Baseball umpire for the American League for 21 seasons
- Umpired the 1968, 1972, 1978 and 1982 World Series, four American League Championship Series and four All-Star Games



NICOLE HAZEN

JANUARY 4, 1977 - AUGUST 4, 2022 (45)

- Wife of Arizona Diamondbacks General Manager, Mike Hazen



FRED HICKMAN

OCTOBER 17, 1956 – NOVEMBER 9, 2022 (66)

- Sports broadcaster with CNN, TBS, YES Network, ESPN and FOX Sports



DAVE HILLMAN

SEPTEMBER 14, 1927 – NOVEMBER 20, 2022 (95)

- Pitched eight Major League seasons with the Chicago Cubs, Boston, Cincinnati and the New York Mets



JOE HORLEN

AUGUST 14, 1937 – APRIL 10, 2022 (84)

- Pitched 12 Major League seasons with the Chicago White Sox and Oakland, including a no-hitter on September 10, 1967
- 1967 All-Star
- World Series Champion (1972)



PETE KOEGL

JULY 31, 1947 - FEBRUARY 4, 2023 (75)

- Played three Major League seasons for Milwaukee and Philadelphia



FRED LASHER

AUGUST 19, 1941 – FEBRUARY 27, 2022 (80)

- Pitched six Major League seasons with Minnesota, Detroit, Cleveland and California
- World Series Champion (1968)



TED LERNER

OCTOBER 15, 1925 - FEBRUARY 12, 2023 (97)

- Washington Nationals Founding Principal Owner
- World Series Champion (2019)



THOMAS "TOM" LIEGLER

MARCH 24, 1928 – FEBRUARY 20, 2023 (94)

- Former Stadium Manager for Angel Stadium and Anaheim Convention Center



MARK LITTELL

JANUARY 17, 1953 – SEPTEMBER 5, 2022 (69)

- Pitched nine Major League seasons with Kansas City and St. Louis
- Minor league coach for Baltimore, San Diego and Milwaukee



BOB LOCKER

MARCH 15, 1938 – AUGUST 15, 2022 (84)

- Pitched 10 Major League seasons with the Chicago White Sox, Seattle Pilots, Milwaukee, Oakland and the Chicago Cubs
- World Series Champion (1972)



HECTOR LOPEZ

JULY 8, 1929 – SEPTEMBER 29, 2022 (90)

- Played 12 Major League seasons with Kansas City Athletics and New York Yankees
- Two-time World Series Champion (1961, 1962)



DEBBIE MATSON

OCTOBER 22, 1956 – NOVEMBER 14, 2022 (66)

- Former Director of Publications for the Boston Red Sox



TIM MCCARVER

OCTOBER 16, 1941 - FEBRUARY 16, 2023 (81)

- Played 21 Major League seasons with St. Louis, Philadelphia, Montreal and Boston
- Two-time All-Star (1966, 1967)
- Two-time World Series Champion (1964, 1967)
- Called 23 World Series and 20 All-Star games on TV, earning 3 Emmy Awards
- 2012 Ford C. Frick Award recipient



BILL MCKEON

1932 - JANUARY 13, 2023 (90)

- Major League Baseball Scout for Kansas City and San Diego



PAUL MEYER

1949 – APRIL 20, 2022 (73)

- Longtime baseball writer for the Pittsburgh Post-Gazette, covering the Pirates



BOB MILLER

JULY 15, 1935 – MAY 24, 2022 (86)

- Pitched five Major League seasons with Detroit, Cincinnati and the New York Mets



JAMES KLAY MOOREHEAD

AUGUST 16, 1964 – DECEMBER 7, 2022 (58)

- Former Senior Director of Media Relations for San Francisco



ALBIE PEARSON

SEPTEMBER 12, 1934 – FEBRUARY 21, 2023 (88)

- Played nine Major League seasons with the Washington Senators, Baltimore, Los Angeles Angels
- 1963 All-Star
- 1958 A.L. Rookie of the Year



BERT PEÑA

JULY 11, 1959 - JANUARY 19, 2023 (63)

- Played six Major League seasons with Houston

IN MEMORY



ODALIS PEREZ

JUN 11, 1978 – MARCH 10, 2022 (43)

- Pitched 10 Major League seasons with Atlanta, Los Angeles Dodgers, Kansas City and Washington
- 2002 All-Star



GAYLORD PERRY

SEPTEMBER 15, 1938 – DECEMBER 1, 2022 (84)

- Pitched 22 Major League seasons with San Francisco, Cleveland, Texas, San Diego, New York Yankees, Atlanta, Seattle and Kansas City
- Five-time All-Star (1966, 1970, 1972, 1974, 1979)
- Two-time Cy Young Award (1972, 1978)
- Three-time Wins Leader (1970, 1972, 1978)
- Pitched a no-hitter on September 17, 1968 with San Francisco
- Inducted to the National Baseball Hall of Fame in 1991



GARY PETERS

APRIL 21, 1937 - JANUARY 26, 2023 (85)

- Played 14 Major League seasons with Chicago White Sox and Boston
- Two-time All-Star (1964, 1967)
- 1963 A.L. Rookie of the Year
- A.L. Wins Leader (1964)
- Two-time AL ERA Leader (1963, 1966)



JOE PIGNATANO

AUGUST 4, 1929 – MAY 23, 2022 (92)

- Played six Major League seasons for the Brooklyn and Los Angeles Dodgers, Kansas City Athletics, San Francisco and New York Mets
- Coached for Washington Senators, New York Mets and Atlanta Braves
- World Series Champion (1959, 1969)



LEO POSADA

APRIL 1, 1934 – JUNE 23, 2022 (88)

- Played three Major League seasons with Kansas City Athletics
- Managed minor league teams for Houston and New York Yankees, and coached for the Los Angeles Dodgers
- His nephew, Jorge Posada, played for New York Yankees



MIKE RADCLIFF

1956 – FEBRUARY 3, 2023 (66)

- Vice President of Player Personnel for the Minnesota Twins
- Professional Scouts Hall of Fame (2014)



JEAN RAMIREZ

APRIL 27, 1993 – JANUARY 10, 2022 (28)

- Bullpen catcher for Tampa Bay Rays



JACK REED

FEBRUARY 2, 1933 – NOVEMBER 10, 2022 (89)

- Played three Major League seasons with New York Yankees
- World Series Champion (1961, 1962)



RAY RIPPELMEYER

JULY 9, 1933 – SEPTEMBER 9, 2022 (89)


- Pitched one Major League season with Washington Senators
- Pitching Coach for the Philadelphia Phillies for nine seasons



TED SAVAGE

FEBRUARY 21, 1937 - JANUARY 15, 2023 (85)

- Played nine Major League seasons with Philadelphia, Pittsburgh, St. Louis, Chicago Cubs, Los Angeles Dodgers, Cincinnati, Milwaukee and Kansas City
- Former Director of Community Relations for St. Louis



DICK SCHOFIELD

JANUARY 7, 1935 – JULY 11, 2022 (87)

- Played 19 Major League seasons with St. Louis, Pittsburgh, San Francisco, New York Yankees, Los Angeles Dodgers, Boston and Milwaukee
- World Series Champion (1960)
- His son, Dick, played for California, New York Mets, Toronto and the Los Angeles Dodgers
- His grandson, Jayson Werth, played for Toronto, Los Angeles Dodgers, Philadelphia and Washington



VIN SCULLY

NOVEMBER 27, 1927 – AUGUST 2, 2022 (94)

- Los Angeles Dodgers broadcaster for 67 seasons
- Longest tenure of any broadcaster with a single team in professional sports history
- Ford C. Frick Award (1982)
- Commissioner's Historic Achievement Award (2014)
- Presidential Medal of Freedom (2016)
- Hollywood Walk of Fame



COSTEN SHOCKLEY

FEBRUARY 9, 1942 – MAY 30, 2022 (80)


- Played two Major League years with Philadelphia and Angels



BILL SHORT

NOVEMBER 27, 1937 – FEBRUARY 2, 2022 (84)

- Pitched six Major League seasons with New York Yankees, Baltimore, Boston, Pittsburgh, New York Mets and Cincinnati



CURT SIMMONS

MAY 19, 1929 – DECEMBER 13, 2022 (93)

- Pitched 20 Major League seasons with Philadelphia, St. Louis, Chicago Cubs and Angels
- Three-time All-Star (1952, 1953, 1957)
- World Series Champion (1964)



DWIGHT SMITH

NOVEMBER 8, 1963 – JULY 22, 2022 (58)

- Played eight Major League seasons with Chicago Cubs, Angels, Baltimore and Atlanta
- World Series Champion (1995)
- His son Dwight Smith Jr. played for Toronto and Baltimore



JERRY SNYDER

JULY 21, 1929 – JANUARY 31, 2022 (92)

- Played seven Major League seasons with Washington Senators



MARV STAEHLE

MARCH 13, 1942 – SEPTEMBER 30, 2022 (80)

- Played seven Major League seasons with Chicago White Sox, Montreal and Atlanta



JOHN STEARNS

AUGUST 21, 1951 – SEPTEMBER 15, 2022 (71)

- Played 11 Major League seasons with Philadelphia and New York Mets
- Four-time All-Star (1977, 1979, 1980, 1982)
- Scouted and coached in various levels for multiple organizations including Milwaukee, New York Yankees, Toronto, Cincinnati, Baltimore, New York Mets, Washington and Seattle
- Former ESPN broadcaster



BRUCE SUTTER

JANUARY 8, 1953 – OCTOBER 13, 2022 (69)

- Played 12 Major League seasons with the Chicago Cubs, St. Louis and Atlanta
- World Series Champion (1982)
- Six-time All-Star (1977-81, 1984)
- National League Cy Young Award (1979)
- Four-time National League Rolaids Relief Man Award (1979, 1981, 1982, 1984)
- Five-time National League Saves Leader (1979-1982, 1984)
- Inducted to the National Baseball Hall of Fame in 2006



RALPH TERRY

JANUARY 9, 1936 – MARCH 16, 2022 (86)

- Pitched 12 Major League seasons with the New York Yankees, Kansas City Athletics, Cleveland, and the New York Mets
- Two-time All-Star (1962)
- World Series Champion (1961, 1962)



FRANK THOMAS

JUNE 11, 1929 – JANUARY 16, 2023 (93)

- Played 16 Major League seasons for Pittsburgh, Cincinnati, Chicago Cubs, Milwaukee Braves, New York Mets, Philadelphia and Houston
- Three-time All-Star (1954, 1955, 1958)



LEE THOMAS

FEBRUARY 5, 1936 – AUGUST 31, 2022 (86)

- Played eight Major League seasons for New York Yankees, Los Angeles Angels, Boston, Atlanta, Chicago Cubs and Houston
- Two-time All-Star (1962)
- Scouted, coached and worked in the front office in various levels for multiple organizations including St. Louis, Boston, Houston, Milwaukee and Baltimore
- Former General Manager for Philadelphia
- Sporting News Executive of the Year (1982)



LEE TINSLEY

MARCH 4, 1969 – JANUARY 12, 2023 (53)

- Played five Major League seasons for Seattle, Boston and Philadelphia
- Former Angels minor league outfield instructor and assistant hitting coach for Cincinnati



ERIC TRACY

MARCH 7, 1951 – SEPTEMBER 15, 2022 (71)

- Longtime Los Angeles talk show host, reporter covering baseball
- Former pre- and post-game host for the Los Angeles Dodgers radio broadcast



F. JOSEPH "JOE" TRIGGS JR.

MAY 2, 1933 – JULY 21, 2022 (89)

- Team physician of the Angels (1966-1988)



JOHN TUMMINIA

NOVEMBER 16, 1952 – DECEMBER 4, 2023 (71)

- Major League Baseball Scout for Chicago White Sox



TOM URBANI

JANUARY 21, 1968 – SEPTEMBER 28, 2022 (54)


- Pitched four Major League seasons with St. Louis and Detroit



JULIO VALDEZ

JUNE 3, 1956 – JULY 24, 2022 (66)

- Played four Major League seasons with Boston
- Managed Dominican Summer League teams for the Chicago Cubs, New York Yankees and Chicago White Sox

**FRED VALENTINE**

JANUARY 19, 1935 – DECEMBER 26, 2022 (87)

- Played seven Major League seasons with Baltimore and Washington Senators
- Founding member of the MLB Players Alumni Association

**BOB VANDERBERG**

1948 – OCTOBER 27, 2022 (74)

- Veteran sports writer and editor for the Chicago Tribune, covering the White Sox
- Author of three books on the Chicago White Sox

**ANTHONY VARVARO**

OCTOBER 31, 1984 – SEPTEMBER 11, 2022 (37)

- Pitched six Major League seasons with Seattle, Atlanta and Boston
- Police officer with the Port Authority of New York and New Jersey

**MARY FRANCES VEECK**

SEPTEMBER 1, 1920 - SEPTEMBER 10, 2022 (102)

- Widow of former Chicago White Sox owner Bill Veeck

**PETE WARD**

JULY 26, 1937 – MARCH 16, 2022 (84)

- Played nine Major League seasons for Baltimore, Chicago White Sox and the New York Yankees
- Managed in minor leagues for New York Yankees and coached with Atlanta
- Member of the Canadian Baseball Hall of Fame

**DAVID WEST**

SEPTEMBER 1, 1964 – MAY 14, 2022 (57)

- Pitched 10 Major League seasons for the New York Mets, Minnesota, Philadelphia and Boston
- World Series Champion (1991)

**DAVE WICKERSHAM**

SEPTEMBER 27, 1935 – JUNE 19, 2022 (86)

- Pitched 10 Major League seasons with Kansas City Athletics, Detroit, Pittsburgh and Kansas City Royals

**DAVE WILLS**

MARCH 13, 1964 - MARCH 5, 2023 (58)

- Longtime radio announcer for Tampa Bay since 2005

**MAURY WILLS**

OCTOBER 2, 1932 – SEPTEMBER 19, 2022 (89)

- Played 14 Major League seasons with the Los Angeles Dodgers, Pittsburgh and Montreal
- Managed two seasons for Seattle
- Seven-time All-Star (1961-63, 1965, 1966)
- Three-time World Series Champion (1959, 1963, 1965)
- National League MVP (1962)
- Two-time Gold Glove Award (1961, 1962)
- Six-time National League Stolen Base Leader (1960-1965)
- Father of former Major Leaguer Bump Wills

**GORDIE WINDHORN**

DECEMBER 19, 1933 – MAY 21, 2022 (88)

- Played three Major League seasons with the New York Yankees, Los Angeles Dodgers, Kansas City Athletics and Los Angeles Angels

**JOHN WOCKENFUSS**

FEBRUARY 27, 1949 – AUGUST 19, 2022 (73)

- Played 12 Major League seasons with Detroit and Philadelphia
- Managed minor league teams for Detroit and Pittsburgh

MEDIA INFORMATION GUIDELINES



ANGELS COMMUNICATIONS DEPARTMENT

2000 GENE AUTRY WAY • ANAHEIM, CA 92806
(714) 940-2014 • @LAANGELSPR



Adam Chodzko



Matt Birch



Grace McNamee



Marco Peralta

MEDIA INFO GUIDELINES

ADMISSION TO ANGEL STADIUM: Media will need to enter the ballpark through **Gate 3**, located to the right of the Angels home plate Team Store. The Media Entrance opens four hours prior to game time (three hours prior to day games).

CREDENTIALS: To obtain season-long and daily media credentials, an application must be submitted via the MLB credentialing website, credentials.mlb.com by the outlet affiliation manager. Credentials will be issued only to legitimate news-gathering agencies. For daily credentials, requests, which also must be made through MLB's credential website are required to be made at least 24 hours in advance of weekday games and by 5 p.m. on the previous Friday for weekend games.

Credentials will be available for pickup at Gate 3 security checkpoint, which opens four hours prior to game time (three hours before day games). Please make certain all credential requests are confirmed by the Communications office prior to arrival at the stadium. Identification will be required to claim the passes. Media members with BBWAA credentials should notify Angels Communications when planning to cover a contest to reserve a seat in the press box. **ALL CREDENTIALS ARE NON-TRANSFERABLE; ANY UNAUTHORIZED USE WILL BE CAUSE FOR CONFISCATION OF CREDENTIAL AND EJECTION FROM ANGEL STADIUM.**

PARKING: Media must enter Angel Stadium through the Orangewood Media/VIP/Bus entrance and park in the designated media parking lot, as directed by the Angels parking attendants. Parking is free of charge with valid credentials. **Season credential holders will be required to present their Angels season credentials or BBWAA season credentials at the entrance of the media parking lot.** If attending on a single game basis, parking is included with approval of your daily credential request. Media members attending on a daily credential basis will have their names placed on the club's media parking list. If arrangements are not made, a parking fee may be charged and no refunds can be given.

PRESS BOX: The Press Box is located on the Club Level. After entering through Gate 3, proceed to the elevators located behind the Red Awning on your left or utilize the ramps to access the Club Level. If using the elevator, ride up to the Club Level (number 4), make a right out of the elevator and proceed down the 1st base side concourse to the Press Box at sections 344-345.

ANGELS PRESSBOX ONLINE

In an effort to make Angels information more accessible to the media while also protecting our environment, the Angels Communications department provides all season and game information online at angelspressbox.com and on Twitter, @LAAngelsPR.

You can also follow the Angels on Instagram, Twitter, Facebook and TikTok:

Instagram: @Angels

Twitter: @Angels

facebook.com/angels

TikTok: @Angels



PRESS CLUB (MEDIA DINING): After entering through Gate 3, proceed to your left to the elevators located at the Red Awning. Take the elevator up to the Club Level (number 4), make a right out of the elevator and proceed through the glass doors and into the Press Club. Prior to each home game, media with season, MLB, or single game credentials are welcome to dine in the Press Club. There will be a fee charged for each meal. Refreshments are also available during the game through the seventh inning. Press Club usage is limited to those with proper credentials. The Club is not able to accommodate family members, friends or guests. NO ONE UNDER 18 years of age will be permitted in the Press Club. As a professional courtesy, we ask that you dress in appropriate business attire. Any abuse of these privileges may cause forfeiture of credentials.

The Press Club will also serve as an overflow press working area.

CLUBHOUSE AND FIELD ACCESS FROM CLUB LEVEL: Ramp #5, located on the first base side of the Club Level by the escalator at section 335 can be used for Field/Clubhouse access via the stairwell. The Angels clubhouse is open 3-1/2 hours prior to game time and will close prior to batting practice. The clubhouse will also open approximately 10 minutes following the conclusion of the game. The visiting clubhouse is governed by the visiting club. The Umpires Dressing Room is off-limits to the media. If a comment or interpretation from the umpire crew chief is needed, a pool reporter may be assigned.

INTERVIEW ROOM: Following each home game, the Angels manager is scheduled to meet with the media approximately 10 minutes after the final out in the club's interview room. Media wishing to participate should enter through the doors directly across from the clubhouse elevators.

PHOTOGRAPHY: Photo credentials are issued in the same manner as media credentials. Due to limited photo locations, it is impossible to allow freelance photographers or photo wire services access unless assigned by a legitimate newsgathering agency.

INTERVIEWS: Requests for interviews needing advance preparation or special accommodation by an Angels player or staff member are to be directed to the Angels Communications Department. This includes all live television interviews for pre-game and post-game as well as all on-field requests prior to batting practice.

NO AUTOGRAPHS: ANY MEMBER OF THE MEDIA REQUESTING AUTOGRAPHS OR PERSONAL PHOTOGRAPHS FROM PLAYERS OR COACHES WILL HAVE PRESS ACCESS REVOKED.

We hope these guidelines will assist you in your coverage of the Angels and Major League Baseball at Angel Stadium. Please do not hesitate to contact us if you need additional assistance.

ANGEL STADIUM PRE-GAME SCHEDULES

1:07 GAME TIME

Angels Stretch	10:15 - 10:30
Defensive Work	10:30 - 10:45
Angels BP	10:45 - 11:30
Visitors BP	11:35 - 12:25

4:07 GAME TIME

Visitors Early BP	10:50 - 11:50
Angels Early BP	12:00 - 1:00
Angels Stretch	12:45 - 1:00
Defensive Work	1:00 - 1:15
Angels BP	1:20 - 2:20
Visitors BP	2:25 - 3:25

5:05 GAME TIME

Visitors Early BP	11:50 - 12:50
Angels Early BP	1:00 - 2:00
Angels Stretch	1:45 - 2:00
Defensive Work	2:00 - 2:15
Angels BP	2:20 - 3:20
Visitors BP	3:25 - 4:25

6:07 GAME TIME

Visitors Early BP	12:50 - 1:50
Angels Early BP	2:00 - 3:00
Angels Stretch	2:45 - 3:00
Defensive Work	3:00 - 3:15
Angels BP	3:20 - 4:20
Visitors BP	4:25 - 5:25

6:38 GAME TIME

Visitors Early BP	1:20 - 2:20
Angels Early BP	2:30 - 3:30
Angels Stretch	3:15 - 3:30
Defensive Work	3:30 - 3:45
Angels BP	3:50 - 4:50
Visitors BP	4:55 - 5:55

7:07 GAME TIME

Visitors Early BP	1:50 - 2:50
Angels Early BP	3:00 - 4:00
Angels Stretch	3:45 - 4:00
Defensive Work	4:00 - 4:15
Angels BP	4:20 - 5:20
Visitors BP	5:25 - 6:25

FRONT OFFICE





ARTE & CAROLE MORENO OWNERSHIP

In May of 2003, Arte and Carole Moreno were introduced as the third owners in Angels franchise history and their impact was immediate. The Morenos have guided the franchise to six A.L. West Division titles and 17 seasons drawing over three million fans, resulting in a total home attendance of over 55 million fans. In July of 2018, Arte received the distinct honor of being elected to the Board of Directors for the National Baseball Hall of Fame and Museum in Cooperstown, NY.

Arte and Carole's focus is balanced between baseball, business operations and fan experience. During their tenure, the Morenos' support of the baseball operations department has resulted in the acquisition of many key players, including Hall of Famer Vladimir Guerrero, three-time N.L. MVP Albert Pujols, nine-time Gold Glover Torii Hunter, 2009 World Series MVP Hideki Matsui, 2005 A.L. Cy Young Award winner Bartolo Colón, and several others. In 2019, the Morenos signed three-time A.L. MVP Mike Trout to a record-setting 12-year contract extension effectively keeping the 10-time All-Star a member of the Halos for the remainder of his historic career. Additionally, in December of 2017, the Morenos oversaw the successful recruitment of two-way player and future Rookie of the Year and MVP Shohei Ohtani.

During the family's tenure, the organization has also continued to cultivate players from its farm system. Their dedication has paid dividends in the development of significant current players such as Trout, David Fletcher, Taylor Ward, Jared Walsh, Jose Suarez and Reid Detmers with prospects Zach Neto, Ky Bush and Ben Joyce on the Major League horizon.

Over the past 20 years, Arte and Carole have strengthened the Club's commitment to local communities and beyond. In 2004, the Morenos established the Angels Baseball Foundation concentrating on investments in education, health care, arts & sciences and community-related youth programs to experience the positive attributes of baseball. The Foundation distributes annual grants to various youth programs within Southern California. The Angels Scholars program works with the Orange County Office of Education and the college preparatory AVID program to award several annual college scholarships. Since purchasing the Club in 2003, the Morenos, the Angels and the Angels Baseball Foundation have contributed over \$20 million to various charitable efforts with a primary focus in the Orange County area.

In 2010, the Angels were privileged to host their third All-Star Game (also 1967 & 1989). In conjunction with MLB's All-Star Legacy Fund, the foundation funded renovation of softball fields at Anaheim's Pioneer Park (into the MLB Angels All-Star Complex) as well as the special-surfaced field for the Miracle League of Orange County for disabled youth. Prior to the 2022 season, the Angels Baseball Foundation, while partnering with Magical Builders and Anaheim Hills Little League, completely renovated two local little league fields, complete with new pitching mounds, backstops, 75 tons of infield mix and 6,500 square feet of hybrid-Bermuda grass. The Foundation regularly donates tickets, memorabilia and ballpark experiences to the various groups and fundraisers.

In addition to their responsibilities with the Angels and various committees within MLB, the Morenos were part of ownership of the former Single-A Salt Lake Trappers of the Pioneer League. Under their leadership, the Trappers won three championships. Arte and Carole were also original investors in the Arizona Diamondbacks (including their 2001 World Series championship) and in a partnered ownership of the NBA's Phoenix Suns.

The Moreno family is also active in their own philanthropic efforts. In 1997, they established the Moreno Family Foundation to support nonprofit organizations focusing on youth and education as well as investing in educational scholarships in K-8, high school and college. Their favorite charities include St. Vincent de Paul, St. Mary's Food Bank, the Barrow Neurological Institute, Boys & Girls Clubs, UMOM Homeless Shelters, American Heart Association and Fresh Start Women's Foundation. The Morenos were previously members of the Little League Foundation's Board of Trustees, which assists Little Leagues in every state and more than 70 other countries. For her continued philanthropic efforts, Carole Moreno was honored by the Girl Scouts of Orange County as their 2019 G.I.R.L. (Go-Getter, Innovator, Risk-Taker, Leader) honoree.

Carole was born in Reno, NV, and moved often as the daughter of a career Air Force man. She spent much of her youth in Fredonia, KS, and went on to earn a degree in journalism from the University of Kansas. Arte is a native of Tucson, AZ, and served his country in Vietnam as a member of the U.S. Army. After his tour of duty, he attended the University of Arizona, graduating with a degree in marketing. In 2005, Time Magazine selected Moreno as one of the '25 Most Influential Hispanics in America' and was named by Bloomberg News' inaugural list of 100 Influential Latinos in 2022. Arte and Carole are the parents of three children.





DENNIS KUHL

CHAIRMAN

Dennis Kuhl begins his 20th season with the Angels after joining the Club on November 10, 2003. He was initially appointed as the Angels' seventh President before a promotion to Chairman on November 14, 2009. Kuhl's focus centers on renewed efforts in the area of civic affairs and community outreach. Kuhl also oversees the Angels' flagship radio station AM830 and serves as the President of the Angels Baseball Foundation.

Under his leadership, the Angels have shown tremendous growth and advancement in key business initiatives, including sponsorship and marketing revenues, as well as nationwide expansion and promotion of the Angels' brand. Kuhl also played a key role in working with Major League Baseball in hosting of the 2010 All-Star Game.

Kuhl is actively involved in several Southern California charities. A founding board member of The Pacific Club IMPACT Foundation/Lott Trophy, Kuhl works with Susan G. Komen for the Cure serving as one of the "Pink Tie Guys," a select group of advocates speaking out to find a cure for breast cancer. Additionally, he is a member of the President's Advisory Committee for Cypress College and serves on the advisory boards for the South County Outreach, Anaheim YMCA, Rivals For The Cure, Irvine Public School Foundation, Kindervision, and the Angels Baseball Foundation Board of Directors.

A champion of community involvement, Kuhl's efforts span across Orange County and beyond. He is a member of the Board of Governors at Chapman University and on the board of directors for several nonprofits: The Los Angeles Sports Council, Boys and Girls Clubs of Greater Anaheim-Cypress, The Tiger Woods Foundation, the Noble Vikings Charity of Orange County, the Alzheimer's Association of Orange County, Abound Food Care and the Angels RBI (Reviving Baseball in Inner Cities) program. He also sits on the Board of Directors for Servite High School as well as the Advisory Board for the Tiger Wood Foundation.

A Boonton, NJ native, Kuhl graduated from the University of Arizona in 1970 with a degree in business administration. In honor of his late father, he established the Bud Kuhl Wood Bat Invitational in 2007 with annual proceeds donated to local charities. Kuhl also initiated scholarships in his father's name to the Eller School of Management at the University of Arizona. In 2009, he was named the "Business Man of the Year" by the Anaheim Chamber of Commerce. Kuhl currently resides in Newport Beach.





JOHN CARPINO

PRESIDENT

John Carpino was named the eighth president in Angels' history November 14, 2009. He oversees all areas of business, sales, marketing, finance and communications. Carpino's top priority is fan value and experience in all areas of the game including concessions, merchandise, promotions and ticketing. As the principal executive in charge of business operations, he has helped welcome over three million fans through Angel Stadium turnstiles during 17 different seasons. He was also an integral part of Angel Stadium hosting the 2010 MLB All-Star Game and oversaw the negotiations for the

extension of the Club's television agreement with FOX Sports West, now known as Bally Sports West. *ESPN The Magazine* rated the Angels as the #1 MLB franchise in nine of Carpino's first 11 years with the organization.

The Chicago native continues to create value for fans, focusing not only on the game inside the lines, but on the entire ballpark experience. He has guided the Angel brand with a focus on affordable pricing while providing a quality family environment, including continual stadium improvements and enhancements. Under his leadership, Carpino's staff has also established Angel Stadium as one of the premiere destinations in California for non-baseball events such as concerts, Supercross, Monster Jam and corporate events.

As one of the initial executives appointed by Owner Arte Moreno after purchasing the Club, the 2023 season marks Carpino's 20th with the team, having previously held the post of Senior Vice President. Carpino has led the Angels to unprecedented financial growth in sponsorship, marketing and ticketing. He also assisted in the acquisition of high-profile players such as 2021 A.L. MVP Shohei Ohtani and 3-time MVP Albert Pujols as well as the historic 12-year contract extension for three-time MVP Mike Trout.

His vision and creativity have brought an emphasis on the Angels' heritage with a reintroduction of the Club's Hall of Fame and hosting of fan events and celebration of team history. Popular giveaways have included several world record-breaking items and those showcasing the popularity of the Rally Monkey. His efforts continue to create a brand that remains connected to its rich tradition while elevating the Angels Organization on a global level.

Carpino's promotion followed six seasons as the Angels Senior Vice President of Sales and Marketing during which he oversaw all aspects of marketing, promotions and ticket sales. He began his professional career in 1982 in the billboard industry, including stints in Tucson, Chicago, Phoenix and Los Angeles. In 1985, he joined Moreno at Outdoor Systems, a billboard company (which later became Viacom Outdoor in 2000 and CBS Outdoor in 2005) and spent 18 years in the Phoenix and Los Angeles markets. Carpino oversaw \$200 million in sales for the western region. Carpino is a 1982 graduate of the University of Arizona with a degree in business administration.

In 2017, he was inducted into the National Italian American Sports Hall of Fame.

He and wife Elizabeth are involved in numerous charitable efforts throughout Southern California and support the Angels Baseball Foundation. John and Elizabeth have three children and reside in Laguna Beach.

**PRESIDENTS OF
THE ANGELS**

John Carpino	2009 -
Dennis Kuhl	2003-2009
Paul Pressler	2002
Tony Tavares	1996-2001
Richard Brown	1990-1996
Gene Autry	1978-1990
Red Patterson	1975-1977
Robert (Bob) Reynolds	1961-1974



DANA WELLS

EXECUTIVE VICE PRESIDENT

Dana Wells joined the Angels in late 2019 as Executive Vice President, a role which focuses on all aspects of the Club's business efforts, including, business development, sponsorship, ticket sales and special projects.

Wells brought with him a successful track record of over 27 years of sales experience in the outdoor advertising industry. Starting in 1992 as an Account Executive with Outdoor System, he quickly grew through the ranks making stops as Sales Manager and General Manager of the Kentucky, Florida and New York markets. Following an impressive tenure in New York, he was promoted to National Sales Director in which he managed not only the company's national sales efforts but also the day-to-day business operations of the New York market.

As the company's ownerships changed hands over the years, Wells continued to climb the corporate ranks. In 2003, under the Infinity and Viacom ownership groups, Wells moved back to Atlanta where he was named Vice President of the Southeast region. Four years later, the Phoenix native was promoted to President of the Outdoor Division for CBS Outdoor, a position he held until 2013.

CBS Outdoor would go on to take their billboard division public in 2014, where Wells would play a key role in the company's transition. The newly formed Outfront Media would name Wells their Executive Vice President of National Sales and Western Region, a title he held until joining the Angels prior to the 2020 season.

A former NFL player for the Cincinnati Bengals and the Arizona Cardinals, Wells was Pac-10 Defensive Player of the Year his senior year at University of Arizona and is a two-time Morris Trophy Defensive Lineman of the Year, an award selected by the opposing players annually for the best offensive and defensive linemen in the conference. Wells won this prestigious award twice, making him one of three to ever win the award multiple times.

Wells also currently is on the Board of Directors for The Pacific Club IMPACT Foundation. Dana and his wife, Susie, reside in Newport Beach with their daughter Kaia.





MOLLY JOLLY

SENIOR VICE PRESIDENT,
FINANCE & ADMINISTRATION

Molly Jolly became the highest-ranking woman in the Angels organization in just her third year with the team (2003) and remains an integral part of the primary operations of the Club. She is in her 23rd season with the Angels as Senior Vice President, Finance & Administration. Molly spent three years (2001-03) as Director of Finance for the Angels and Anaheim Ducks before her current appointment.

A native of Naples, Florida, Molly oversees all financial matters, including strategic initiatives, reporting and planning, budgeting, accounting and payroll. She is also responsible for office administration, including legal and risk management, human resources and information services. Additionally, she oversees financial operations at Angel Stadium for non-baseball events such as Supercross, Monster Jam and concerts.

Before joining the Angels and Ducks in 2001, Molly spent 11 years working for the Atlantic Richfield Company (ARCO), including six years (1989-94) at ARCO Alaska in Anchorage, serving as an Inventory Accountant, Financial Analyst and Electronic Commerce Manager. In 1994, Molly was transferred to ARCO Corporate in Los Angeles where she worked as an Internal Control Advisor and Project Manager. She was promoted in 1996 to Financial Manager and Strategic Planning Senior Consultant for the ARCO Products Company. Molly began her career in 1988 as an auditor for Arthur Anderson LLP in Boston, MA.

A 1988 graduate of Holy Cross with a Bachelor of Arts degree in Economics/Accounting, Molly graduated from the Anderson School at UCLA with a master's degree in Business Administration in 1999. Molly is the Chair of the Board of Directors for the Girl Scouts of Orange County and a past Board Member and Treasurer for CASA (Court Appointed Special Advocates) and Friends of CASA, as well as a sustaining member of the Junior League of Orange County. In 2016, Molly chaired the Friends of CASA Holiday Luncheon and Fashion Show and in 2011, she was nominated as "Chief Financial Officer of the Year in Orange County" by the Orange County Business Journal. She and husband Burt reside in Villa Park.





MIKE FACH

VICE PRESIDENT,
CORPORATE PARTNERSHIPS

Mike Fach is entering his 12th season with the Angels and second as Vice President, Corporate Partnerships. In his current role he oversees the Club's corporate partnerships, including in-stadium advertising sales, promotions and activations, radio sales on AM830 KLAA, digital advertising sales and promotions, outdoor advertising sales and print advertising sales in the Angels publications. Fach also serves as the Club's liaison with the sales teams at Major League Baseball, Major League Baseball Advanced Media and Bally Sports West.

During his tenure, the Angels the Corporate Partnerships Department has forged numerous new partnerships locally, nationally and internationally and helped create several new sales opportunities. Following the signing of Shohei Ohtani, Fach and his team worked to develop a successful sales strategy that has resulted in several new and strengthened partnerships with Japanese companies.

Prior to joining the Angels, Mike spent 11 years with the Dodgers in Season Ticket Sales, Premium Seating Sales and Sponsorship Sales, eventually working his way up to Director of Corporate Partnerships.

Born and raised in Wellesley, MA, Mike is a 2000 graduate of Vanderbilt University where he majored in Communications and minored in Psychology. A member of the Vanderbilt soccer team, Fach was the starting goalkeeper in both 1998 and 1999. In addition to supporting the Angels Baseball Foundation with their fundraising efforts, Mike participates in several Angels Sponsor charitable initiatives each year and helps many local charities including the Friendship Foundation, Los Angeles Sports & Entertainment Commission and Manhattan Beach Education Foundation. Mike and his wife Christy reside in Manhattan Beach, CA with their two children.





DEBORAH JOHNSTON

VICE PRESIDENT,
HUMAN RESOURCES

Deborah Johnston enters her 12th season as a member of the Angels front office and second as Vice President, Human Resources. In her current position, she is responsible for the overall strategic management of the Angels and AM830's radio workforce.

Prior to joining the Angels organization, Deborah spent 20+ years working in senior leadership roles in a variety of industries, including Advertising, Publishing, Real Estate Development and Insurance. She is certified as a Senior Professional in Human Resources (SPHR) and has also

completed the HR Management Certificate Program at UCI.

Majoring in Psychology with a minor in Sociology, Deborah obtained a Bachelor of Science degree when she attended Florida State University (FSU) on a 4-year full athletic scholarship. She was the team captain and pitcher of the FSU Softball team. During her four-year career at FSU, she recorded the fifth most wins (90) in school history, fourth most shutouts (43) and fashioned the 25th lowest ERA in NCAA Division 1 Softball History (0.66 ERA). Johnston made two appearances in the Women's College World Series, including her senior campaign when she pitched in every game of the WCWS for the Seminoles.

She and her husband, Chaz, currently reside in Laguna Niguel, CA and have 2 children, Chase and Amanda.





BRIAN SANDERS

VICE PRESIDENT,
BALLPARK OPERATIONS

The Angels proudly elevated Brian Sanders to Vice President, Ballpark Operations on July 16, 2021. In his current role, he oversees all aspects of guest facing ballpark and employee services including, maintenance, electrical and mechanical operations, capital projects, staffing and scheduling, grounds keeping, guest services, security, parking, housekeeping operations and special events.

Sanders' promotion followed 13 years working in various roles throughout the organization. The Southern California native joined the Angels in 2007 as a Client Services Manager and, following two short years, was promoted to Director, Client Services. In 2012, his knowledge, passion and strategic vision for the stadium resulted in his role being expanded to Senior Director of Ballpark Operations, a title he held until his most recent promotion.

Prior to the Angels, Sanders spent parts of seven years working for the Disneyland Resort in different capacities, most notably as Guest Service Manager for Front of House Operations at the Grand Californian Hotel from 2006 to 2007.

A 2003 graduate of Chapman University with a degree in Business Administration, Sanders spent five seasons playing collegiate baseball for the Panthers. The three-time All-Region selection and Academic All-American still holds Chapman's Division III career records in home runs, RBI and assists. As team captain in 2003, he played an integral role in the university's 2003 Division III National Championship, it's first baseball title since 1968. The shortstop went 4-for-6 with a run scored and two RBI in the championship game against Christopher Newport University. Sanders was inducted into the university's Athletic Hall of Fame in 2017.

Sanders and his wife Candice reside in Anaheim Hills with their daughter Brooke and son Austin.





PERRY MINASIAN

GENERAL MANAGER

Perry Minasian became the 13th General Manager in franchise history on Nov. 12, 2020 when he agreed to a four-year pact through the 2024 season. In his current role, he oversees all aspects of the Club's baseball operations efforts.

Minasian, 42, joined the Angels after a three-year stint (2018-2020) with the Atlanta Braves and his impact on the Halos was immediate. Over his three-year tenure, Minasian's focus has been on fortifying the Major League roster with impact players like Tyler Anderson, Gio Urshela, Hunter Renfroe, Raisel Iglesias,

Alex Cobb and Noah Syndergaard, while overseeing the advancement of Angels farmhands Patrick Sandoval, Jose Suarez and Reid Detmers.

With a background in player development, Minasian and his staff have also either drafted or acquired nine of the Club's top 10 prospects according to *MLB.com*, including top prospect, catcher Logan O'Hoppe who made his Major League debut in 2022.

Before joining the Angels, Minasian held the title of Senior Vice President of Baseball Operations and Assistant General Manager over his final two seasons with Atlanta where he oversaw the day-to-day responsibilities of the Baseball Operations staff. His primary focus during that time surrounded contract negotiations, pro and international scouting and analytics. He was originally hired by Atlanta in September of 2017 as Director of Player Personnel before quickly being promoted.

Prior to his time with the Braves, Minasian spent nine seasons (2009-2017) with the Toronto Blue Jays, originally joining the organization as a Major League scout. He also served six seasons (2011-2016) as Director of Professional Scouting and was a Special Assistant to General Manager Ross Atkins in 2017.

Minasian was born in Chicago, IL and grew up in Arlington, TX. He attended the University of Texas-Arlington and has been around professional baseball since his childhood, when he was a batboy for the Texas Rangers from 1988-96. He then worked as a Rangers Clubhouse Attendant from 1997-2002 and transitioned into a scouting role in 2003. Minasian served as a staff assistant to Rangers manager Buck Showalter and the Major League coaching staff from 2003-06 before becoming a Major League advance scout during the 2007-08 seasons.

Perry and his wife, Michelle, have four children, Lola, Minka, Gemma and Cash. His father, Zack, worked in professional baseball for over 30 years, including 22 seasons as the Rangers Clubhouse Manager. His brother, Calvin, is the Clubhouse Coordinator for the Washington Nationals and brother, Zack, is the San Francisco Giants Pro Scouting Director.

MINASIAN'S CAREER TIMELINE

2020-	Angels General Manager	2017	Blue Jays Special Assistant to GM
2019-2020	Braves Senior Vice President & Assistant General Manager	2011-2016	Blue Jays Director of Professional Scouting
2018	Braves Assistant General Manager	2009-2010	Blue Jays Pro Scout
2018	Braves Director of Player Personnel (promoted after two months)	2007-2008	Rangers Major League Advance Scout
		2003-2006	Rangers Staff Assistant
		1997-2002	Rangers Clubhouse Attendant

ANGELS GENERAL MANAGERS

Perry Minasian	Nov. 12, 2020 - Present	Whitey Herzog	Sept. 18, 1993 - Jan. 11, 1994
Billy Eppler	Oct. 4, 2015 - Sept. 27, 2020	Dan O'Brien	May 1, 1991 - Sept. 17, 1993
Bill Stoneman	July 1, 2015 - Oct. 4, 2015	Mike Port	Sept. 1, 1984 - Apr. 30, 1991
Jerry Dipoto	Oct. 29, 2011 - July 1, 2015	E.J. "Buzzie" Bavasi	Oct. 24, 1977 - Sept. 1, 1984
Tony Reagins	Oct. 16, 2007 - Sept. 30, 2011	Harry Dalton	Oct. 27, 1971 - Oct. 24, 1977
Bill Stoneman	Nov. 1, 1999 - Oct. 16, 2007	Dick Walsh	Oct. 1, 1968 - Oct. 27, 1971
Bill Bavasi	Jan. 12, 1994 - Oct. 1, 1999	Fred Haney	Dec. 8, 1960 - Oct. 1, 1968



ALEX TAMIN

ASSISTANT GENERAL MANAGER

Alex Tamin enters his third season with the Angels organization after spending the previous three with the Atlanta Braves as Assistant General Manager, Major League Operations and six prior seasons with the Los Angeles Dodgers as Director, Baseball Operations.

In his role with the Angels, Tamin assists General Manager Perry Minasian in all aspects of baseball operations including player evaluation and acquisition, contract negotiations, payrolls, research and development, rules and regulations and day to day operations of the Major League team.

Tamin and his wife Jennifer reside in Stevenson Ranch, CA with their sons, Brandon and Matthew, and daughter, Brooke.



BILL STONEMAN

SENIOR ADVISOR
TO THE GENERAL MANAGER

On October 16, 2007, Bill Stoneman assumed the role of Senior Advisor following an eight-year stint as the Club's Vice President & General Manager.

Stoneman's tenure as Angels' Vice President & General Manager was the longest and most successful in club history. Under Stoneman's administration, the Angels captured a World Series championship in 2002, the franchise's first A.L. West crown in 18 years in 2004, the club's first-ever back-to-back titles (2004-05) and another division championship in 2007.

Some highlights during his tenure as General Manager include: the appointment of Mike Scioscia as Manager in 1999, the acquisition of Adam Kennedy via trade with St. Louis in 2000, the acquisition of Chone Figgins via trade in 2000 and the claiming of David Eckstein off waivers in 2000. Prior to the 2004 season, Stoneman and the Angels landed 2004 AL MVP Vladimir Guerrero and 2005 Cy Young Award winner Bartolo Colón.

As a player, Stoneman pitched for eight seasons in the major leagues, compiling a 54-85 record with 46 complete games, 15 shutouts, five saves and a 4.08 ERA in 245 games (170 starts). He began his professional career in 1966 and appeared in the Major Leagues with the Chicago Cubs (1967-68), Montreal (1969-73) and California (1974). Stoneman was selected to the 1972 National League All-Star team, pitching two innings at the ASG in Atlanta.

Stoneman was the 10th selection by Montreal from Chicago in the 1968 expansion draft. While with the Expos, he pitched two no-hitters: against the Philadelphia Phillies at Connie Mack Stadium, April 17, 1969, and the New York Mets at Jarry Park, Oct. 2, 1972. Stoneman had his contract sold to the Angels April 4, 1974, and posted a 1-8 record and 6.14 ERA in 13 games (11 starts) with California, before retiring as a player during that season.

Following his retirement from baseball in 1974, Stoneman joined Royal Trust, a Canadian financial institution, first working in Montreal and then in Toronto. He returned to baseball Nov. 14, 1983, joining the Expos as Assistant to the President. Stoneman was then appointed Vice President, Baseball Administration, Sept. 8, 1984.

A native of Oak Park, Ill., and raised in West Covina, Calif., Stoneman attended Mt. San Antonio Junior College in Walnut, Calif. He received a Bachelor of Science (Education) degree from the University of Idaho and a Master's degree in Physical Education from the University of Oklahoma. Stoneman was inducted into the University of Idaho Alumni Hall of Fame in Feb. 1998 and, along with his wife Diane, endowed a University scholarship for physical education majors in 2005.

Stoneman and his wife Diane reside in Orange, CA.



ALBERT PUJOLS

SPECIAL ASSISTANT TO THE CLUB

Three-time MVP (2005; 2008-09), 11-time All-Star, two-time World Series Champion and member of the 700-Home Run Club, Albert Pujols enters his first year as a Special Assistant to the Club following a 22-year Major League career. In his current position, he assists the Club in a variety of roles including special instruction for both the Major League and minor league clubs.

Pujols finished his Hall of Fame career after the 2022 season, amassing a .296 average, 3,384 hits, 2,218 RBI, 703 home runs and 1,914 runs scored. On Sept. 23, 2022 at Dodger Stadium, Pujols connected for his 699th and 700th home runs, joining Barry Bonds, Hank Aaron and Babe Ruth as the only players in baseball history to hit 700 homers. After making his big league debut in 2001, the 11-time All-Star quickly etched his name as one of the greatest players to ever play American's Pastime. He finished his career ranked in several of baseball's Top 10 all-time, including hits (9th), doubles (5th), home runs (4th), RBI (2nd), games played (5th), average (10th, min. 12,000 PA) and slugging (6th, min. 12,000 PA). From his rookie year in 2001 to his retirement in 2022, he led the Majors in hits, home runs, doubles, RBI, walks and runs scored. The former first baseman is one of five N.L. players all-time to win an MVP award three or more times (also Barry Bonds, Mike Schmidt, Roy Campanella and Stan Musial). Additionally, Pujols finished in top five in the MVP voting in each of his first six seasons (finished second on four occasions).

The 2001 Rookie of the Year and six-time Silver Slugger joined the Angels organization as a player prior to the 2012 season. He would go on to reach several of baseball's greatest milestones in a Halo uniform, including his 500th (April 22, 2014) and 600th (June 23, 2017) career home runs and the prestigious 3,000-hit club (May 4, 2018). On Aug. 10, 2018, he tallied his 1,000th career hit with the Angels and became the ninth player ever to amass 1,000 hits in both the A.L. and N.L. At the time of his retirement, Pujols ranked in the Angels franchise's Top 10 in hits (9th), doubles (9th), home runs (4th), RBI (5th), slugging (10th), runs scored (10th) and games (9th).

Following his career with the Angels, Pujols would finish the 2021 campaign as a member of the Dodgers before returning to St. Louis in 2022 for his 22nd and final season.



KURT SUZUKI

SPECIAL ASSISTANT TO THE
GENERAL MANAGER

16-year Major League veteran Kurt Suzuki joined the Angels front office prior to the 2023 season as a Special Assistant to the General Manager. In his current position, Suzuki assists GM Perry Minasian in all areas of baseball operations.

The Wailuku, HI native moved from the clubhouse to the front office after playing his final Major League season in 2022 as a member of the Angels. A second round draft pick by the A's in 2004, Suzuki tallied a .255 career average with 295 doubles, 143 home runs and 730 RBI in 1,635 big league games. From his first full season in 2008 to his final in 2022, he ranked second in MLB in hits (1,314) as a catcher, fourth in runs (544), second in doubles (266), ninth in home runs (131) and third in RBI (654). In that span, he was tabbed as an American League All-Star in 2014 and was a member of the 2019 World Series champion Washington Nationals.

A product of Cal State Fullerton (6 miles from Angel Stadium), Suzuki helped lead Fullerton to a College World Series title in 2004. The backstop delivered a clutch two-out RBI single in bottom of the seventh inning to break a 2-2 tie. The Titans would go on to win that game 3-2 over Texas in the championship affair. For his efforts that season, he won the Johnny Bench Award as the nation's top collegiate catcher.

Kurt and his wife, Renee, have a daughter Malia, and two sons, Kai and Elijah and reside Redondo Beach, CA.





MICHAEL LORD

SENIOR DIRECTOR,
RESEARCH AND DEVELOPMENT

Michael Lord begins his third season with the Angels as Senior Director, Research and Development. Lord joined the Angels staff after working for the Atlanta Braves from 2018-20.

With the Braves, Lord worked as a Research and Development Coordinator after joining Atlanta as an Analyst in 2018. Prior to his time with the Braves, Lord started his front office career as a Baseball Analytics Intern with the Miami Marlins in 2016 and later served as a Baseball Operations Analyst for the Marlins during the 2017 season.

A native of Ashburn, VA, Lord is a 2016 graduate of the University of Virginia.



BRIAN PARKER

SENIOR DIRECTOR,
INTERNATIONAL SCOUTING

Brian Parker begins his third season with the Angels as Senior Director, International Scouting and brings over 20 years of professional baseball experience. He joined the organization following four years with the Los Angeles Dodgers as an International Crosschecker.

Prior to his time with the Dodgers, Parker worked for the Toronto Blue Jays from 2009-16, including the final four-and-a-half years as Director, Amateur Scouting after serving three years as a Pro Scout and Pro Crosschecker. He joined Toronto after working seven years (2003-09) for the Washington Nationals/Montreal Expos organization as Director, Baseball Operations and Assistant Director, Scouting. In those roles, he assisted the GM in all baseball operations matters including player personnel moves, Major League roster management, MLB rules, contract negotiations and arbitration. He also spent one year in minor league operations with the Expos.

A graduate of Indiana State University, Parker began his Major League career in baseball operations with the Colorado Rockies. Brian and his wife Bree reside in Tampa, Florida with their twin daughters, Emma and Alex.



DAVID HAYNES

DIRECTOR,
PLAYER PROCUREMENT

David Haynes joined the Angels in 2021 as Director, Player Procurement, after working for the Toronto Blue Jays for eight seasons, including his final three as Manager, Baseball Operations & Professional Scouting. In his role with the Blue Jays, he was responsible for working closely with the front office and professional scouting department to support the decision-making process for all player acquisitions and Major League transactions. He started with Toronto as an intern in 2013 and was hired full-time as Coordinator, Professional Scouting in 2014.

Before being hired by the Blue Jays, he held internships with the Washington Nationals, Atlanta Braves and MLB Commissioner's Office. Haynes is a 2012 graduate of the University of Massachusetts Amherst with a degree in Sports Management.



JOHN PRATT

**DIRECTOR,
ADVANCE SCOUTING**

Pratt, 36, begins his second season with the Angels as the Club's Director of Advance Scouting. The New Hampshire native joined the Angels following 10 years with the Los Angeles Dodgers.

Over the 2020 and 2021 seasons, Pratt served as the Dodgers Game-Planning Strategist and Professional Scout, a role that saw him engulfed in advanced scouting of opposing pitchers. From 2012-18, Pratt held three different positions within the Dodgers Video Operations: Manager, Video Operations (2019), Major League Video Replay Coordinator (2014-18) and

Major League Video Coordinator (2012-13). Pratt joined the Dodger Organization in 2011 when he worked in Minor League Video Operations for the Club's Triple-A affiliate in Albuquerque, NM. A 2008 graduate from Emerson College, Pratt's first stint in professional baseball came during the 2009 season when he worked for Major League Baseball as a Pitch f/x Operator.



JOEY PREBYNSKI

DIRECTOR, PLAYER DEVELOPMENT

Joey Prebynski, 40, enters his third season with the Angels. In his current role, Prebynski oversees all aspects of the Club's minor league operations.

The Arizona resident joined the Angels after a two-year stint with the St. Louis Cardinals as Run Prevention Coach. During his time as Run Prevention Coach with the Cardinals, he worked closely with the Cardinals Major League coaching staff in game day preparation throughout the season and also conducts projects and studies aimed at enhancing player development processes.

Prior to his work with the Cardinals, he spent three seasons as a professional scout for the Milwaukee Brewers (2016-18) and seven seasons with the Texas Rangers, where he served as instant replay consultant, wrote Major League Advance Scouting reports, conducted statistical studies for the baseball operations department, and oversaw the use of video at the Major League level and in the Player Development system as well as within the Amateur, Pro, and International Scouting departments.

Prebynski previously served as Director of Baseball Operations at the University of Texas at Arlington, where he earned his undergraduate degree, Master's and an MBA. A native of Mansfield, OH, he is actively involved with the Miracle League, Junior Achievement, & Big Brothers-Big Sisters organizations.



DEREK WATSON

DIRECTOR, PRO SCOUTING

Derek Watson joined the Angels as Director of Pro Scouting prior to the 2022 season, bringing with him 13 years of experience in Major League Baseball front offices.

Watson spent the prior two seasons (2020-21) as a pro scout for the San Francisco Giants. Prior to his stint in the Bay, he spent nearly 11 years working with the Milwaukee Brewers, most notably as Crosschecker, Pro/Amateur/International Scouting (2018-19) where he evaluated players of all levels. Prior to his promotion, Watson served as a pro scout for eight seasons (2010-

2017) with Milwaukee. A Wisconsin native, Watson broke into baseball with the Brewers as a baseball ops intern in 2009.

A high school All-State quarterback, Watson played collegiate football at Northern Illinois University for two seasons (2006-06) before finishing his bachelor's degree at the University of Wisconsin-Milwaukee.



TIM MCILVAINE

DIRECTOR, AMATEUR SCOUTING

Tim McIlvaine, 41, joined the Angels during the 2021 offseason as Director of Amateur Scouting following a 16-year career with the Milwaukee Brewers.

McIlvaine spent the previous five seasons (2017-21) as Milwaukee's Assistant Director - Domestic Scouting. He previously spent three years (2014-16) as a supervisor of scouting following an eight-year run as a Brewers area scout in Central Florida (2008-13) and the Mid-Atlantic Region (2006-07).

A 2003 graduate from Spring Hill College, McIlvaine played professionally in 2004 with the Minnesota Twins Gulf Coast League affiliate. After the season he returned to his alma mater as a graduate assistant in 2005 before joining the Brewers organization.

McIlvaine is the son of Joe McIlvaine who was the general manager of the New York Mets (1993-97) and San Diego Padres (1990-93) and a former Angels scout. Tim and his wife Janine live in Nashville, Tennessee with their two daughters.





MIKE FROSTAD

**DIRECTOR SPORTS PERFORMANCE
& HEAD ATHLETIC TRAINER**

Mike Frostad, 50, begins his second season with the Los Angeles Angels as the Director of Sports Medicine and Head Athletic Trainer. 2023 marks his 12th Major League season and 28th overall in professional baseball.

Prior to joining the Angels, Frostad spent four seasons (2018-21) as the assistant athletic trainer with the Atlanta Braves and 22 seasons (1996-17) with the Toronto Blue Jays (six as the Major League assistant athletic trainer).

A Calgary native, Mike earned his undergraduate degree from the University of Calgary and is certified by the NATA in the U.S. and the CATA in Canada. He started his baseball career in 1996 with the St. Catharines Stompers (Short A) and made stops along the way in Medicine Hat Alberta, Hagerstown Maryland, and Dunedin Florida. Mike was named to the position of Minor League Medical Coordinator in 2005, a position he held until the 2010 season when he was appointed to Toronto as the Assistant Athletic Trainer. He returned to the role of Medical Coordinator in 2011 and 2012 before returning to Toronto. In 2004 and 2005 he won the Athletic Trainer of the Year Award for the Florida State League. In 2005 he was also the recipient of the Minor League Athletic Trainer of the Year Award. Mike was a member of the 2021 MLB Athletic Training Staff of the Year in Atlanta that also won the World Series.

During the offseason, Mike resides in Redcliff, Alberta with his wife, Candice.



MATT TENNEY


**HEAD STRENGTH &
CONDITIONING COACH**

Matt Tenney joined the Angels in 2022 as Head Strength and Conditioning Coach after spending 11 seasons (2011-21) working in the Arizona Diamondbacks Organization.

Over his final four seasons (2018-21) in Arizona, Tenney worked as the D-backs Assistant Major League Strength and Conditioning Coach, focusing on all aspects of strength and conditioning at the Major League level. Tenney was elevated following a seven-season stint as a minor league Strength and Conditioning coach, making stops at Single-A Kane County, Triple-A Reno,

Double-A Mobile, High-A Visalia, rookie level Missoula and the Arizona League rookie Club.

A 2009 graduate from Arizona State University, Tenney received his bachelor's degree in Kinesiology and Exercise Science.



ADAM AUER

**ASSISTANT STRENGTH &
CONDITIONING COACH**

Adam Auer (pronounced like 'hour') enters his fifth season with the Angels as Assistant Strength & Conditioning Coach at the Major League level. Over the previous five campaigns, he served in the same capacity in the Club's minor league system. Auer worked with the Salt Lake Bees (AAA) in 2018 and the Mobile BayBears (AA) for 2017. He has also spent time in the LAA system in Arkansas (AA) in 2016 and two years (2014-15) with Burlington (A).

Prior to joining the Angels, Auer was a teacher and coach for five years at the high school and college levels. He was a catcher at Cerro Coso Community College (CA), and Colorado State University – Pueblo where he completed BS degrees in Exercise Science & Health Promotion, as well as in Sociology.

A native of Waterloo, Ontario, Canada, Auer is a Certified Strength and Conditioning Specialist (CSCS), a Registered Strength and Conditioning Coach (RSCC) and earned his USA Weightlifting Certification (USA-W) during the off-season. He is currently working to become a Registered Dietician (RD).



MATT BIANCUZZO

ASSISTANT CERTIFIED
ATHLETIC TRAINER

Matt Biancuzzo, embarks on his second season with the Angels Organization as Assistant Athletic Trainer following four years (2018-21) in the same role with the Minnesota Twins.

A 13-year veteran in athletic training, Biancuzzo's resume includes a 10-year stint (2010-20) working in various athletic training capacities for Cirque du Soleil, an assistant athletic trainer for Georgia Southern University (2008-10) and a graduate assistant athletic trainer for Florida State University (2006-08).

The Las Vegas, NV resident received his Bachelor's degree in Health Science: Athletic Training from the University of Central Florida before completing his Masters of Science at Florida State University.



ERIC MUNSON

ASSISTANT CERTIFIED
ATHLETIC TRAINER

Eric Munson, 43, joined the Angels Major League Athletic Training Staff in 2017 as an Assistant Athletic Trainer. He spent seven seasons with the Angels affiliates and served as the Minor League Rehabilitation Coordinator for five years prior to joining the big league club.

Munson served as the head athletic trainer in Double-A Arkansas (2008-10), Single-A Rancho Cucamonga (2007), Single-A Cedar Rapids (2005-06, 2011) and has served as the Angels Minor League Rehab Coordinator based in Tempe (2012-16). Prior to joining the Angels organization, he worked as the

Head Athletic Trainer and Strength & Conditioning Coach for the Cedar Rapids Roughriders for the 2004-05 season as part of the United States Hockey League.

A native of Kenmare, ND, Munson, received his Bachelor of Science degree in Athletic Training from North Dakota State University in 2004. Eric, his wife, Leslie, and daughter, Nora, reside in Arizona.



MARC OCEGUERA

HEAD PHYSICAL THERAPIST

Marc Oceguela, 50, begins his second season as the Club's Head Physical Therapist, returning to baseball after spending the previous five years in the private sector.

Oceguela, a board certified physical therapist in sports and orthopedics and a certified strength and conditioning specialist, spent the last three years working as a Sports rehab Coordinator with Oshner Health System in New Orleans. In addition to his role with Oshner, he also has spent the last five years working as a Physical Therapist at EXOS (2017-21).

Oceguela is entering his third stint in Major League Baseball. From 2014-16, the California native was a minor league physical therapist for the Atlanta Braves. Prior to joining Atlanta, he spent three years (2011-13) as a physical therapist with the 7th Special Forces Group, United States Army. Oceguela broke into Major League Baseball with the Pittsburgh Pirates (2006-08) as a rehabilitation coordinator which came on the heels of working as a physical therapist for Cirque du Soleil.



ROBBIE WILLIAMS ASSISTANT PHYSICAL THERAPIST

Robbie Williams joined the Angels in 2022 as the Club's assistant physical therapist. He returned to Major League Baseball after working the previous two years (2020-21) as a physical therapist for Orthopedic Rehab Specialists (ORS).

Williams previously spent three seasons (2017-19) working in baseball as a physical therapist for the Detroit Tigers. Prior to his time in Detroit, he worked for Michigan Medicine: MedSport -Domino's Farm in Ann Arbor, MI from June, 2016 to January 2017. During 2015 and 2016, he completed a

physical therapy fellowship at Champion Sports Medicine in Birmingham, AL which came on the heels of a year and half run with ORS.

Williams received his bachelor's degree in health fitness in preventative and rehabilitative programs and a Doctorate of Physical Therapy from Central Michigan University.



YOICHI TERADA MASSAGE THERAPIST

Yoichi (yo-EACH-ee) Terada (ter-AH-duh) enters his 13th season with the Halos in 2023. In his role, Terada works daily with players and staff using touch to manipulate the soft tissues of the body. In 2016, Terada was selected to work on the A.L. training staff for the All-Star Game at Petco Park in San Diego.

With massage therapy, he relieves pain, assists in rehabilitation of injuries, improves circulation and aids in the general wellness of players. Additionally, he has assisted with English translation during Japanese media interviews with the Angels.

Terada joined the Club in 2011 as a Japanese interpreter/personal massage therapist for pitcher Hisanori Takahashi. In 2013, he was named as the team's massage therapist.

Born and raised in Shizuoka, Japan, Terada graduated from Fresno State University with a degree in sports medicine. Yoichi and wife, Maki, have three children and reside in Fountain Valley.



BECCI TWOMBLY REGISTERED DIETITIAN

2023 represents Becci Twombly's 10th season as the Club's Registered Dietitian. In her current role, Twombly oversees the creation of specific nutrition programs for the entire Angels roster.

Twombly joined the Angels prior to the 2014 season and brought with her over 10 years of sports nutrition experience. In addition to her role with the Angels, Twombly also serves as the sports nutrition consultant with the Los Angeles Lakers and previously worked with UCLA, USC, the NHL and the WNBA.

A founding Board Member to the Collegiate and Professional Sports Dietitians Association, Twombly played volleyball at Pepperdine University and received a Bachelor of Science in Kinesiology while minoring in athletic training. She would go on to graduate school at Cal Poly Pomona and earning her RD.

She currently resides in Redondo Beach with her three children, Piper, Tobi and Tucker.



RICK SMITH

ATHLETIC TRAINING
SERVICES COORDINATOR

Rick Smith begins his 48th season with the organization, 46th at the big league level. Smith enters his seventh campaign in his current role after 39 years as an Angels Certified Athletic Trainer. Smith

previously served as the Head Athletic Trainer for the El Paso Diablos, an Angels' Double-A affiliate, before moving to the Major Leagues in 1978.

On August 3, 2002, Smith was honored in a pregame ceremony for his 25 years of service with the Angels. He has served as an American League Athletic Trainer for the All-Star Games in 1984, 1989 and 1997. Smith was also an integral part of the group honored with the Major League Athletic Training Staff of the Year Award for the 1998 season. The award is voted on by the Professional Baseball Athletic Trainers Society (PBATS).

The El Paso, TX native was inducted into the El Paso Baseball Hall of Fame on November 6, 2007 as part of the 20-year anniversary of the Hall of Fame. Former Angels Larry "Moose" Stubing, Ken Schrom and Jack Harris are also members of the El Paso Hall of Fame.

Smith began his career as a Student Athletic Trainer for the University of Texas-El Paso athletic teams from 1971 until graduating in 1975. He is a member of the Professional Baseball Athletic Trainers Society (PBATS), National Athletic Trainers' Association (NATA) and the California and Texas State Trainers Associations. Smith is a regular supporter of the Child Abuse Prevention Center in Orange, CA.

Smith, 69, attended Eastwood High School in El Paso, TX. He and his wife, Janell, have one son, Karcher, and reside in Santa Ana, CA. The family welcomed grandson, Rocco, in 2017.

RICK SMITH BY THE NUMBERS

Some interesting figures during Rick Smith's tenure with the Angels...

800+ - Number of Angels players

17 - Number of Angels managers

80+ - Number of Angels coaches

Smith has worked approx. 7,500 games in his career (includes spring training, regular season and playoffs)





JOHN ITAMURA, M.D.

TEAM
ORTHOPEDIC SURGEON

John Itamura, M.D., is a Board Certified Orthopaedic Surgeon at the Kerlan Jobe Institute/Cedars Sinai Medical Center at The White Memorial Medical Center. He specializes in open and arthroscopic reconstruction of the shoulder for shoulder instability and the rotator cuff, disorders of the sternoclavicular and acromioclavicular joints, pathology of the biceps, primary and revision arthroplasty of the shoulder and elbow and the treatment of complex periarticular fractures of the shoulder and elbow.

Dr. Itamura is a native of Los Angeles and earned his Bachelor of Science from the University of Southern California in 1985. He graduated from the University of Southern California School of Medicine in 1989. He completed his Residency in Orthopaedic Surgery in 1989 at the University of Southern California. In 1995 he completed a Fellowship in Shoulder and Elbow Surgery at the WB Carrell Clinic in Dallas, Texas. In 1995 he was full-time faculty on the Upper Extremity Trauma and Sports Services at Keck School of Medicine at the University of Southern California. In the fall of 1997, he took a sabbatical in Upper Extremity Reconstruction at the Massachusetts General Hospital. He was an active member of the Sports and Hand and Upper Extremity Fellowship Program. In 2011, Dr. Itamura joined the Kerlan Jobe Institute. He is the Director of the Shoulder and Elbow Fellowship, and an active member of the Sports Fellowship faculty. He is an active researcher and has published numerous peer and non-peer reviewed papers and book chapters. He regularly lectures locally, regionally, nationally and internationally, and serves as a peer reviewer for numerous Orthopedic journals.

He is a member of the American Academy of Orthopaedic Surgeons (AAOS), The Wilson Bost Society, and the American Shoulder and Elbow Surgeons (ASES). He has also served a number of professional, collegiate and high school athletic teams, including the Los Angeles Dodgers, University of Southern California and California State University, Los Angeles.



CRAIG MILHOUSE, M.D.

TEAM PHYSICIAN

2023 represents the 29th season as the Angels Team Physician for Dr. Craig Milhouse. Dr. Milhouse's current professional duties also include his private practice in internal and athletic medicine in Orange, CA and as a medical consultant/physician for the Fullerton Junior College Athletic Department. He previously worked for 10 years at the Kerlan-Jobe Orthopedic Clinic in Anaheim, CA.

A native of Detroit, MI, Dr. Milhouse received his Bachelor of Science degree from the University of Michigan in 1976 and medical degree from Wayne State University School of Medicine in 1980. He completed his medicine/surgery internship at St. John's Hospital in Detroit (1980-81) and his internal medicine residency at Huntington Memorial Hospital in Pasadena, CA (1981-84). Dr. Milhouse served his sports medicine fellowship at the Kerlan-Jobe Orthopedic Clinic in Inglewood, CA (1990-91) and received his board certification in internal medicine in 1984.

Dr. Milhouse has worked as a team physician/medical consultant for several local sports organizations, including the Anaheim Ducks & Honda Center (1993-2015), Los Angeles Rams (1993-95), University of Southern California (1988-93), Occidental College (1992-93), Anaheim Bullfrogs, Anaheim Piranhas and Anaheim Splash. In 2003, Dr. Milhouse served as the Medical Director for the World Gymnastics Championships and was a voluntary member of the Tournament of Roses for over 25 years. He and wife, Pamela, have two sons, Jonathan and Alex. In 2016, they became grandparents with the birth of grandson, Jaxon Ryan.



BRIAN SCHULZ, M.D. HEAD TEAM ORTHOPEDIC PHYSICIAN

Brian Schulz, M.D. is an orthopedic surgeon out of the Kerlan-Jobe Clinic specializing in ligament, meniscus, and cartilage injuries of the knee, shoulder instability and labral tears, rotator cuff injuries, Tommy John surgery, shoulder reconstruction, upper and lower extremity fracture management, and advanced arthroscopic and open surgical techniques for sports-related injuries of the shoulder, elbow, hip and knee.

Dr. Schulz began his studies at the University of Kentucky and earned a Bachelor of Science degree in biology, before going on to medical school at the University of Louisville School of Medicine in Louisville, KY. He completed his residency at Columbia University Medical Center/New York-Presbyterian Hospital, where he was Administrative Chief Resident. Dr. Schulz went on to train as a Kerlan-Jobe Sports Medicine Fellow and is an active researcher, publishing multiple papers and book chapters.

He is a member of the American Academy of Orthopedic Surgeons (AAOS), American Orthopedic Society for Sports Medicine (AOSSM), Arthroscopy Association of North America (AANA), and the American Orthopedic Association (AOA) Emerging Leaders Program.

2023 marks the seventh season with the Angels for Dr. Schulz. He has been a consultant for a variety of professional, collegiate and high school athletic teams, including the Los Angeles Dodgers, Anaheim Ducks, Los Angeles Kings, Los Angeles Lakers, Los Angeles Sparks, Los Angeles KISS, West Los Angeles College and Fullerton College.



STEVE YOON, M.D. TEAM ORTHOPEDIC PHYSICIAN

Steve Yoon, M.D. joined the Angels in 2017 as a Team Orthopedic Physician. He is the Director of Orthobiologics at the Kerlan-Jobe Orthopaedic Clinic and specializes in advanced non-surgical biologic treatments for sports injuries and degenerative joint disease. He also specializes in the use of image-guided and minimally invasive techniques for many orthopedic conditions.

Dr. Yoon is a consultant to many athletes throughout the NBA, MLB, NFL and NHL in addition to other organizations including the United States Tennis Association (USTA), PGA and PGA tour, and Team USA for both the Summer and Winter Olympics. He is also a consultant with several local teams including the Los Angeles Lakers, Los Angeles Clippers, Los Angeles Rams, Los Angeles Dodgers, Los Angeles Kings, Anaheim Ducks, Los Angeles Sparks and the Loyola Marymount University Athletic Department.

Upon earning his medical doctorate within his home state at the University of Alabama, Dr. Yoon completed his residency at the NYU Medical Center and Hospital for Joint Disease, where he was named Chief Resident. He followed his residency with a subspecialty fellowship and board certification in interventional pain medicine at the UCLA Medical Center.

Dr. Yoon's work with professional athletes has been recognized in many media outlets including the *Los Angeles Times*, *Sports Illustrated*, CNN and ESPN. He is a member of the Major League Baseball Team Physicians Association (MLBTPA), American Orthopedic Society for Sports Medicine (AOSSM) and American Academy of Physical Medicine and Rehabilitation (AAPMR). Dr. Yoon continues to be published in journals and book chapters as well as lecture regionally and nationally.



CARLOS UQUILLAS, M.D. TEAM ORTHOPEDIC PHYSICIAN

Carlos Uquillas, M.D. who joined the Angels in 2020, is an orthopedic surgeon out of the Kerlan-Jobe Clinic specializing in Adult and Pediatric Sports Medicine. He specializes in injuries of the knee, shoulder and elbow, joint preservation surgery and fracture care. He uses advanced arthroscopic and open surgical techniques for sports-related injuries of the shoulder, elbow, hip and knee. He is an expert among his peers in musculoskeletal injuries in children as it relates to the knee, hip, elbow and shoulder as well as the surgical and nonsurgical treatment options for these conditions. Dr. Uquillas has previously served as

team physician and consultant for the Los Angeles Dodgers and Los Angeles Kings.

Dr. Uquillas is a regular contributor to medical research and education, having authored multiple publications, book chapters and lectures. He is a member of the American Academy of Orthopedic Surgeons, American Orthopedic Society for Sports Medicine, Pediatric Research in Sports Medicine Society and the Arthroscopy Associations of North America. He currently teaches residents and fellows on best practices within Sports Medicine.

After graduating Magna Cum Laude and receiving his undergraduate degree in Biochemistry and Molecular Biology from the University of Maryland-Baltimore County, Dr. Uquillas earned his medical degree from Stanford University School of Medicine. He completed a residency in Orthopedic Surgery at New York University Langone Medical Center and Hospital for Joint Diseases, where he received the Eleanor Kauffman Award for Research in Pediatric Orthopaedic Surgery. He then completed two fellowships, one in Sports Medicine through the Kerlan Jobe Orthopaedic Clinic and another in Pediatric Orthopedic Surgery through the Children's Hospital in Los Angeles.





GUY GALLAGHER DIRECTOR, EQUIPMENT & CLUBHOUSE OPERATIONS

2023 represents Guy Gallagher's third year as the Angels Director, Equipment and Clubhouse Operations. Gallagher joined the Halos in 2021 after spending the previous 23 seasons as the Tampa Bay Rays Visiting Clubhouse Manager. He originally joined the Tampa Bay organization in 1996 as a minor league equipment and clubhouse manager.

Gallagher has also served on the clubhouse staffs at eight All-Star Games and for the MLB Japan All-Star Series. He is a three-time winner of the Pete Sheehy Clubhouse Award, given annually to the top home and visiting clubhouse manager, as voted by the MLB Clubhouse Managers Association, earning Visiting Clubhouse Manager of the Year in 2017 and Home Clubhouse Manager of the Year in 2020 & 2021. Before joining the Rays, he spent 12 years with the Florida State University baseball program as a student assistant and equipment and clubhouse manager.

Gallagher is a native of St. James, NY and is married to his wife, Michelle.





BRETT CRANE

VISITING CLUBHOUSE
MANAGER

Brett Crane enters his 23rd season in the Angels organization and fourth as Visiting Clubhouse Manager where he oversees clubhouse accommodations for opponents at Angel Stadium.

Prior to his promotion in 2020, Crane spent the previous seven seasons (2013-19) as the Club's Manager of Arizona Operations and Minor League Equipment. In that role, he oversaw the day to day operations of the Club's Tempe facility. He joined the Tempe staff following a five-year stint (2008-12) working in various capacities with the organization's Single-A affiliate in Orem, UT, including two seasons (2011-12) as the General Manager. During the 2006 and 2007 seasons, Crane would oversee the visiting clubhouse for Triple-A Salt Lake. He initially joined the Angels organization in 2001 and worked for the former Provo Angels and Orem Owlz in different roles up through the 2005 campaign.

A Springville, Utah native, Crane and his wife, Kami, have one son, Bennett and reside in Chandler, Arizona.



SHANE DEMMITT

ASSISTANT EQUIPMENT
MANAGER

Shane Demmitt began a career in baseball in 1995 working in stadium operations for the Toronto Blue Jays Class-A affiliate in the South Atlantic League (SAL). He then joined stadium operations at Tempe Diablo Stadium (AZ) in 1997 and the Angels Major League Club as a Clubhouse Attendant in 2004. Demmitt was promoted to Angels Assistant Equipment Manager after the 2009 campaign.

A native of Maryland, he has a Bachelor of Science degree in sports management from West Virginia University and a Juris Doctor degree from Loyola Law School. In February 2012, Demmitt was a contestant on MLB Network's game show *Baseball IQ* and ultimately won the competition, raising \$45,000 in prize money for the Angels Baseball Foundation. He resides in Irvine, CA and has been a member of the California State Bar since 2002.



T.J. JARA

UMPIRES ATTENDANT

T.J. Jara begins his 20th season with the Angels organization and fourth as Umpires Attendant. He worked on the Angels grounds crew from 2004-07 and has been a member of the Angels clubhouse staff since 2008.

The Anaheim native attended Katella HS (Anaheim, CA) and was an infielder during his time at Vanguard University (Costa Mesa, CA).

T.J. and his wife, Michelle, reside in Placentia, CA with their two sons, Luke and Beau.



LILLEAN ACASIO
Scholarship Programs
Manager



ABBI ADAMS
Manager,
Client Services



RUTH AGUILERA
Manager,
Risk Management



ROSIE ALVAREZ
Accounts Payable
Specialist



JOSE ANDRADE
Security Host



DANIEL ANGULO
Painter



ZAC APPLEGATE
Engineer



LUIS BARRANCO
Assistant,
Player Development



SUE BASSETT
Controller



LINCOLN BATH
Purchasing Assistant



NATHAN BAUTISTA
Director, Ballpark Ops
and Development



PEGGY BERROA-MORALES
Scholarship Programs &
Community Coordinator



MATT BIRCH
Senior Manager,
Communications



SHEILA BRAZELTON
Senior Manager,
Ticket Operations



LIZETTE CABRERA
Manager,
Video Productions



ADAM CALI
Manager, Foundation and
Community Initiatives



CARLOS CAMPOS
Director, Stadium
Operations



JOSEPH GARILLO
Client Services
Representative



MAYRA CASTRO
Director,
Human Resources



AL CASTRO
Senior Director,
Information Services



ALEX CERVANTES
Skilled Craftsman



TRAVIS CHAPMAN
Field/Ground
Supervisor



JOE CHERNAK
Analyst, Baseball
Operations



ADAM CHODZKO
Senior Director,
Communications



JONATHAN CHODZKO
Account Executive,
Corporate Partnerships



GABRIELLA CIPOLLETTI
Account Manager,
Partnership Services



KYRA CZYKLISS
Account Manager,
Partnership Services



DENNIS DE JESUS
Desktop Support Analyst



PEDRO DEL CASTILLO
Manager, Stadium
Facilities



TOM DETEMPLE
Senior Director, Ticket
Operations and Services



AARON DRAGOMIR
Director, Business
Development, Premium
Sales and Services



COLE DRAGON
Production
Manager



RYAN DUNDEE
Manager,
Major League Video



JEREMY EPLEY
Premium Sales Account
Executive



RILEY ERSEK
Marketing and
Promotions Coordinator



RENE ESCARCEGA
Purchasing and Facilities
Assistant

FRONT OFFICE

2023 LOS ANGELES ANGELS



RICH ESTEBAN
Senior Graphic Designer



JJ EVANS
Senior Manager, Business Analytics



NEIL FARISS
Director, Network Infrastructure



TONY FERREIRA
Assistant Director, Player Development



JARED FLORIN
Account Executive, Corporate Partnerships



MELISSA FOMBONA
Account Executive, Group Sales



KEEGAN FORBES
Account Executive, Group Sales



ROBERT FOSTER
Account Manager, Business Development



VANESSA GILLES
Account Manager, Partnership Services



MITCHELL GLAZIER
Baseball Systems Developer



EDDIE GOMEZ
Manager, Premium Sales



JIM GREER
Home Clubhouse Supervisor



PHIL GURULE
Manager, Group Sales



CHEW GUTWEIN
Senior Analyst, Research and Development




GREGORY HALL
Broadcast and Advertising Coordinator



BRETT HALSTEAD
Manager, Special Events



JAMES HASKINS
Security Host



CONNOR HINCHLIFFE
Pitching Analyst, Baseball Operations



GLANCY HOLLIGAN
Ticket Services Representative



JARED HUGHES
Coordinator, Pitching Analysis



ROBERT IGLESIAS
Custodial Supervisor



EDUARDO INARRA
Account Executive, Business Development



JB JASO
Security Assistant Manager



JENNIFER JEANBLANC
Financial Operations Manager



MATTHEW JOHNSON
Analyst, Research and Development



JULISSA JULIO
Human Resources Assistant



ROBERT KNAPP
Client Services Representative



AYNSHLEE KOONTZ
Account Manager, Business Development



BOBBY KOWAN
Senior Director, Partnership Services



AMANDA KRUPP
Senior Coordinator, Baseball Administration



JOSH KROWIORZ
Senior Developer, Baseball Systems



GREG LAESCH
Assistant Groundskeeper



JON LEACHMAN
Account Executive, Group Sales



DANNY LECLAIRE
Graphic Designer



JEFF LEUENBERGER
Manager, Business Development



JENNIFER LIZZARAGO
Scheduling Manager



FRONT OFFICE 2023 LOS ANGELES ANGELS



BARNEY LOPUS
Field/Ground
Maintenance Manager



GENARO LUNA
Wardrobe Supervisor



ROBERT MACCHIAVELLO
Electrician



MARK MACIAS
Security Manager



REYNA MANGILLA
Human Resources and
Payroll Administrator



DAVIN MASKE
Director, Entertainment
& Production



MALLORY MATHIS
Coordinator,
Special Events



TUCKER MCGARRITY
Account Manager,
Business Development



KYLIE MCMANUS
Accountant



GRACE MCNAMEE
Manager,
Communications



RYAN MENDOZA
Equipment
Mechanic



JAIME MERINO
Lead Painter



CARMEN MISPAHEL
Supervisor,
Facility Services



ANDIE MITSUDA
Senior Manager,
Partnership Services



MICHELLE MIYAMOTO
Ticket Sales Office
Coordinator




CONNOR MOFFATT
Assistant Director,
Research Development



MIKE MORAN
Account Executive,
Group Sales



LAURENCE MORGAN
Account Executive,
Group Sales



DYLAN MORTIMER
Analyst,
Baseball Operations



MARY MYERS
Account Executive,
Group Sales



DOUG MYLOWE
Senior Director,
Finance



RAY NELLS
Custodial Supervisor



DAVID NEUMANN
Senior Manager,
Ticket Sales



TYLER OGAWA
Authentication and
Fulfillment Supervisor



BLAINE OHGASHI
Team Photographer



MANDI ORTIZ
Marketing and
Entertainment Manager



JOSE PADILLA
Senior Manager,
Facilities and
Housekeeping



JIM PANETTA
Senior Director,
Ticket Sales and Services




MARCO PERALTA
Communications
Representative



SUZANNE PETERS
Purchasing Manager



AN PHAM
Manager,
Special Events



DREW PLANT
Assistant,
Amateur Scouting



NICOLE PROVANSAL
Director, Corporate and
Community Partnerships



MITCH QUESADA
Premium Sales
Experience Manager



CHEYENNE RETA
Client Services
Representative



ARMANDO REYNA
Manager,
Ticketing Operations

FRONT OFFICE


2023 LOS ANGELES ANGELS



RANDY RIGALI
Account Executive,
Group Sales



ANGEL RODRIGUEZ
Senior Group Sales
Specialist




CAM ROGERS
Analyst, Research and
Development



BOB ROSS
Lead HVAC
Electrician



BEN ROWEN
MLB Advance Scout



JAKE SAUBERMAN
Analyst,
Baseball Operations



LORELEI SCHLITZ
Payroll Manager



CECILIA SCHNEIDER
Senior Manager,
Benefits



JOSH SCHNOOR
Technical Services
Manager



PATRICK SEMINATORE
Baseball Systems
Developer



JAMES SHEU
Senior Network Engineer



CHARLES ST. CLAIR
Coordinator,
Pro Scouting



HANNAH STANGE
Senior Manager,
Digital Communications



CONNOR STEER
Client Services
Representative



SHANELLE STEPHENS
Manager,
Ballpark Operations



FRANK STEWART
Skilled Craftsman



TOMMY STROPKY
Security Host



TONY SURDOR
Lead HVAC Technician



SARAH TALAMONTE
Accountant



SALOMON TELLEZ
Painter



ALEX TINYO
Senior Director, Brand
and Product Marketing



SCOTT TUTTLE
Junior IT Support
Analyst



JACQUELINE URBANUS
Manager,
Ballpark Operations



ERIC URSUA
Director,
Fan Hospitality



NICK USOFF
Baseball Systems
Developer



RYAN VANCE
Director,
Ticket Marketing and
Business Analytics



LUIS VARGAS
Account Executive,
Group Sales



COURTNEY WALLACE
Director, Special Events



MARGIE WALSH
Receptionist



CLARE WEHAN
Account Executive,
Group Sales



MAX WERNER
Baseball Systems
Developer



JENNIFER WHYHOTT
Assistant Controller



AARON WIEDEMAN
Assistant Clubhouse
Manager



JAKE WILSON
Client Services
Representative



NICOLE YAMASAKI
Applications Integration
Manager



CHRIS YOUNG
Premium Sales Account
Manager

FRONT OFFICE



RICARDO ZAPATA
Manager, Digital
Communications



ANDREW ZENNER
Analyst, Baseball
Operations



DREW ZINSER
Senior Corporate
Account Executive

NOT PICTURED

AUSTIN MARCHESANI
Analyst,
Baseball Operations

JONATHAN MARTIN
Skilled Craftsman

ERIC RODRIGUEZ
Skilled Craftsman

SCOUTING STAFF



JASON BAKER



JARED BARNES



MATT BISHOFF



JOCHY CABRERA



RUSBELL CABRERA



JOEL CHICARELLI



BRIAN CRUZ



DREW DOMINGUEZ



JAYSON DUROCHER



ABE FLORES



DOMINGO GARCIA



ENDER GONZALEZ



RAUL GONZALEZ



BRIAN GORDON



NICK GORNEAULT



KJ HENDRICKS



BILLY LIPARI



CHRIS MCALPIN



BRANDON MCARTHUR



GRACE MERCEDES



JIM MILLER



DENNIS MOELLER



JOEL MURRIE



RUBYLIN NICASIA



SCOTT RICHARDSON



JEREMY SCHIED



ANDREW SCHMIDT



MATT SWANSON



FRANK TEJADA



MARLON URDANETA



ROSS VECCHIO



BOBBY WILLIAMS



RICK WILLIAMS



RIC WILSON



STEFFAN WILSON



DOUG WITT

NOT PICTURED

JEAN CARLOS ALVAREZ
JUSUS COLINA
FELIX FELIZ
JONATHAN GENAO
BO HUGHES

VICENTE LUPO
RAFAEL REYES
COSME VALLE

AMATEUR SCOUTING STAFF DOMESTIC SCOUTING STAFF

TIM MCILVAINE – DIRECTOR, AMATEUR SCOUTING
 JEREMY SCHIED – ASST. DIRECTOR, AMATEUR SCOUTING
 DREW PLANT – ASSISTANT, AMATEUR SCOUTING
 MATT SWANSON – SENIOR ADVISOR, SCOUTING & PLAYER PERSONNEL
 RIC WILSON – SPECIAL ASSIGNMENT SCOUT

National Crosscheckers Steffan Wilson

Regional Supervisors Jason Baker, Jasyon Durocher, Nick Gorneault, Brandon McArthur, Scott Richardson, Doug Witt

Area Scouts Drew Dominguez, Abe Flores, Brian Gordon, KJ Hendricks, Bo Hughes, Billy Lipari, Chris McAlpin, Dennis Moeller, Joel Murrie, Ross Vecchio

INTERNATIONAL SCOUTING STAFF

BRIAN PARKER – SENIOR DIRECTOR, INTERNATIONAL SCOUTING
 BRIAN CRUZ – ASST. DIRECTOR, INTERNATIONAL SCOUTING
 GRACE MERCEDES – DOMINICAN REPUBLIC, SCOUTING ADMINISTRATOR

International Crosscheckers/Supervisors

Jean Carlos Alvarez Latin America Crosschecker
 Matt Bishoff Amateur & International Crosschecker
 Felix Feliz Dominican Republic Supervisor
 Marlon Urdaneta Venezuela Supervisor

International Scouts

Jochy Cabrera, Rusbell Cabrera, Domingo Garcia, Jonathan Genao, Frank Tejada Dominican Republic
 Cosme Valle Mexico
 Raul Gonzalez Panama
 Joel Chicarelli, Melvin Dorta, Ender Gonzalez, Vicente Lupo Venezuela
 Rubylin Nicasia Curacao
 Rafael Reyes Video Scout, Dominican Republic
 Jesus Colina Video Scout, Venezuela

PROFESSIONAL SCOUTING STAFF

DEREK WATSON – DIRECTOR, PRO SCOUTING
 RIC WILSON – SPECIAL ASSIGNMENT SCOUT
 CHARLES ST. CLAIR – COORDINATOR, PRO SCOUTING

Professional Scouts

Jared Barnes
 Jim Miller
 Andrew Schmidt
 Bobby Williams
 Rick Williams

Residence

Glen Allen, VA
 Valrico, FL
 Los Angeles, CA
 Sarasota, FL
 Tampa, FL

LIVE LOOK-INS AND ANALYSIS ON
MLB TONIGHT
WITH LIVE GAMES EVERY WEEK



GO TO
FINDMLBNETWORK.COM
FOR CHANNEL NUMBER



UNDER THE HALO





Bally SPORTS WEST

provide unmatched access to the Angels. Featuring a 30-minute pre-game and full post-game coverage, “Angels Live” is a true extension of the game that keeps Angels fans entertained and informed.

In addition to the Los Angeles Angels game telecasts on Bally Sports West, “Angels Weekly” delivers unique stories, exclusive interviews and behind the scenes footage, providing fans with unmatched coverage of the Halos. The half-hour show airs every Friday on Bally Sports West throughout the season.

Together, Bally Sports West and Bally Sports SoCal present more live, local sports programming than any other network or broadcast system in Southern California, Nevada and Hawaii. For complete regional sports news, telecast schedules, original features and more, visit www.ballysportswest.com.

Bally Sports West enters its 32nd year as telecast partner with the Los Angeles Angels and will produce at least 150 games during the 2023 regular season.

“Angels Live” returns to

ALL-TIME ANGELS TELEVISION BROADCASTERS

1961 - Don Wells, Bob Kelley, Steve Bailey (KTLA)	1991 - Ken Wilson, Ken Brett (KTLA)	2009 - Steve Physioc, Rex Hudler, Rory Markas, Mark Gubicza (Fox Sports West and KCOP)
1962 - Buddy Blattner, Don Wells, Steve Bailey (KTLA)	1992 - Ken Wilson, Ken Brett (KTLA)	2010 - Victor Rojas, Mark Gubicza (Fox Sports West and KCOP)
1963 - Buddy Blattner, Don Wells (KTLA)	1993 - Ken Wilson, Ken Brett (KTLA)	2011 - Victor Rojas, Mark Gubicza (Fox Sports West and KCOP)
1964 - Buddy Blattner, Don Wells (KTLA)	1994 - Ken Wilson, Ken Brett (KTLA & Prime Ticket)	2012 - Victor Rojas, Mark Gubicza (Fox Sports West and Prime Ticket)
1965 - Buddy Blattner, Don Wells (KTLA)	1995 - Ken Wilson, Ken Brett (KTLA & Prime Sports)	2013 - Victor Rojas, Mark Gubicza (Fox Sports West)
1966 - Buddy Blattner, Don Wells (KTLA)	1996 - Steve Physioc, Jerry Reuss, Sparky Anderson (KCAL and Fox Sports West)	2014 - Victor Rojas, Mark Gubicza (Fox Sports West)
1967 - Buddy Blattner, Don Wells (KTLA)	1997 - Steve Physioc, Jerry Reuss, Sparky Anderson (KCAL & Fox Sports West)	2015 - Victor Rojas, Mark Gubicza (Fox Sports West)
1968 - Buddy Blattner, Don Wells (KTLA)	1998 - Steve Physioc, Jerry Reuss, Sparky Anderson (KCAL & Fox Sports West)	2016 - Victor Rojas, Mark Gubicza (Fox Sports West)
1969 - Dick Enberg, Don Wells (KTLA)	1999 - Steve Physioc, Rex Hudler (KCAL & Fox Sports West)	2017 - Victor Rojas, Mark Gubicza (Fox Sports West)
1970 - Dick Enberg, Don Wells (KTLA)	2000 - Steve Physioc, Rex Hudler (KCAL & Fox Sports West)	2018 - Victor Rojas, Mark Gubicza (Fox Sports West)
1971 - Dick Enberg, Don Wells (KTLA)	2001 - Steve Physioc, Rex Hudler (KCAL & Fox Sports Net)	2019 - Victor Rojas, Mark Gubicza (Fox Sports West)
1972 - Dick Enberg, Don Wells (KTLA)	2002 - Steve Physioc, Rex Hudler (KCAL & Fox Sports Net)	2020 - Victor Rojas, Mark Gubicza (Fox Sports West)
1973 - Dick Enberg, Don Drysdale (KTLA)	2003 - Steve Physioc, Rex Hudler (KCAL & Fox Sports Net)	2021 - Matt Vasgersian, Mark Gubicza, Daron Sutton, José Mota (Bally Sports West)
1974 - Dick Enberg, Don Drysdale (KTLA)	2004 - Steve Physioc, Rex Hudler (KCAL & Fox Sports Net)	2022 - Matt Vasgersian, Mark Gubicza, Patrick O'Neal (Bally Sports West)
1975 - Dick Enberg, Don Drysdale (KTLA)	2005 - Steve Physioc, Rex Hudler (KCAL & Fox Sports Net)	2023 - Matt Vasgersian, Mark Gubicza, Wayne Randazzo, Patrick O'Neal (Bally Sports West)
1976 - Dick Enberg, Don Drysdale (KTLA)	2006 - Steve Physioc, Rex Hudler, Jose Mota (Fox Sports Net)	
1977 - Dick Enberg, Don Drysdale, Al Wisk (KTLA)	2007 - Steve Physioc, Rex Hudler, Jose Mota, Mark Gubicza (Fox Sports Net and KCOP)	
1978 - Dick Enberg, Don Drysdale, Al Wisk (KTLA)	2008 - Steve Physioc, Rex Hudler, Rory Markas, Mark Gubicza (Fox Sports Net and KCOP)	
1979 - Don Drysdale, Al Wisk, Ron Fairly (KTLA)		
1980 - Don Drysdale, Ron Fairly (KTLA)		
1981 - Don Drysdale, Ron Fairly (KTLA)		
1982 - Bob Starr, Ron Fairly (KTLA)		
1983 - Bob Starr, Ron Fairly (KTLA)		
1984 - Bob Starr, Ron Fairly, Allan L. Collin (KTLA)		
1985 - Bob Starr, Joe Torre, Dick Enberg (KTLA)		
1986 - Bob Starr, Joe Torre (KTLA)		
1987 - Bob Starr, Joe Torre (KTLA)		
1988 - Bob Starr, Joe Torre (KTLA)		
1989 - Bob Starr, Joe Torre (KTLA)		
1990 - Joe Torre, Reggie Jackson, Joe Garagiola, Paul Olden (KTLA)		

UNDER THE HALO

TV & RADIO

AM830 KLAA enters its 16th year as the English language radio flagship station of the Los Angeles Angels. The broadcast team of Terry Smith and Mark Langston returns for their 11th full season in the Angels radio booth. 2023 marks Smith's 22nd season with the club and the 12th for Langston as a broadcaster. AM830 is owned by Angels owner Arte Moreno.



In addition to all Spring Training, regular season and postseason broadcasts, AM830 airs the *Angels Pregame Show* and *Angels Recap with Trent Rush* after every game broadcast. AM830 is home to *The Sports LODGE with Roger Lodge*, as well as #Greeny, and *Keyshawn, JWill & Max* from ESPN Radio.

AM830 is also the Southern California home for the Las Vegas Raiders, UC Irvine Men's Basketball and many other live professional and college football, basketball and hockey games, plus breaking Angels news and many other interesting hours of local and network programming.

UNDER THE HALO

2023 RADIO AFFILIATES

CALL LETTERS	FREQUENCY	LOCATION
KLAA	830 AM	Los Angeles/Orange County, CA
KSPN	710 AM	Los Angeles, CA
KLOA	1240 AM	Ridgecrest, CA
KXPS	1010 AM/102.7 FM	Palm Springs, CA
KMET	1490 AM	Riverside/Banning, CA
KTOX	1340 AM	Needles, CA
KSPF	1200 AM/100.9 FM	Cathedral City, CA
KGU	760 AM	Honolulu, HI
KAOI	1110 AM	Mau, HI

ALL-TIME ANGELS RADIO BROADCASTERS ENGLISH FLAGSHIP

1961 - Don Wells, Bob Kelley, Steve Bailey (KMPC)	1977 - Dick Enberg, Don Drysdale, Al Wisk (KMPC)	1997 - Bob Starr, Mario Impemba (KTZN)	2011 - Terry Smith, Jose Mota (AM 830 KLAA)
1962 - Don Wells, Steve Bailey, Buddy Blattner (KMPC)	1978 - Dick Enberg, Don Drysdale, Al Wisk (KMPC)	1998 - Mario Impemba, Brian Barnhart (KRLA)	2012 - Terry Smith, Jose Mota (AM 830 KLAA)
1963 - Don Wells, Buddy Blattner (KMPC)	1979 - Don Drysdale, Al Wisk (KMPC)	1999 - Mario Impemba, Brian Barnhart (KLAC)	2013 - Terry Smith, Mark Langston (AM 830 KLAA)
1964 - Don Wells, Buddy Blattner (KMPC)	1980 - Bob Starr, Steve Shannon (KMPC)	2000 - Mario Impemba, Daron Sutton (KLAC)	2013 - Terry Smith, Mark Langston (AM 830 KLAA)
1965 - Don Wells, Buddy Blattner (KMPC)	1981 - Bob Starr, Don Drysdale, Ron Fairly (KMPC)	2001 - Mario Impemba, Daron Sutton (KLAC)	2014 - Terry Smith, Mark Langston (AM 830 KLAA)
1966 - Don Wells, Buddy Blattner (KMPC)	1982 - Bob Starr, Ron Fairly (KMPC)	2002 - Rory Markas, Terry Smith (KLAC)	2015 - Terry Smith, Mark Langston (AM 830 KLAA)
1967 - Don Wells, Buddy Blattner (KMPC)	1983 - Bob Starr, Al Conin, Ron Fairly (KMPC)	2003 - Rory Markas, Terry Smith (ESPN Radio)	2015 - Terry Smith, Mark Langston (AM 830 KLAA)
1968 - Don Wells, Buddy Blattner (KMPC)	1984 - Bob Starr, Al Conin, Ron Fairly (KMPC)	2004 - Rory Markas, Terry Smith (ESPN Radio)	2016 - Terry Smith, Mark Langston (AM 830 KLAA)
1969 - Dick Enberg, Don Wells (KMPC)	1985 - Dick Enberg, Al Conin, Ron Fairly (KMPC)	2005 - Rory Markas, Terry Smith (ESPN Radio)	2017 - Terry Smith, Mark Langston (AM 830 KLAA)
1970 - Dick Enberg, Don Wells, Dave Niehaus (KMPC)	1986 - Al Conin, Ron Fairly (KMPC)	2006 - Rory Markas, Terry Smith (ESPN Radio)	2018 - Terry Smith, Mark Langston (AM 830 KLAA)
1971 - Dick Enberg, Don Wells, Dave Niehaus (KMPC)	1987 - Al Conin, Ken Brett (KMPC)	2007 - Rory Markas, Terry Smith (ESPN Radio)	2019 - Terry Smith, Mark Langston (AM 830 KLAA)
1972 - Dick Enberg, Don Wells, Dave Niehaus (KMPC)	1988 - Al Conin, Ken Brett (KMPC)	2008 - Rory Markas, Terry Smith, Steve Physioc, Rex Hudler (AM 830 KLAA)	2020 - Terry Smith, Mark Langston (AM 830 KLAA)
1973 - Dick Enberg, Don Drysdale, Niehaus (KMPC)	1989 - Al Conin, Ken Brett (KMPC)	2009 - Rory Markas, Terry Smith, Steve Physioc, Rex Hudler (AM 830 KLAA)	2021 - Terry Smith, Mark Langston (AM 830 KLAA)
1974 - Dick Enberg, Don Drysdale, Dave Niehaus (KMPC)	1990 - Al Conin, Ken Brett (KMPC)	2010 - Terry Smith, Jose Mota (AM 830 KLAA)	2022 - Terry Smith, Mark Langston (AM 830 KLAA)
1975 - Dick Enberg, Don Drysdale, Dave Niehaus (KMPC)	1991 - Al Conin, Bob Jamison, Paul Olden (KMPC)		2023 - Terry Smith, Mark Langston (AM830 KLAA)
1976 - Dick Enberg, Don Drysdale, Dave Niehaus (KMPC)	1992 - Al Conin, Bob Jamison, Paul Olden (KMPC)		
	1993 - Bob Starr, Billy Sample (KMPC)		
	1994 - Bob Starr, Billy Sample (KMPC)		
	1995 - Bob Starr, Mario Impemba (KMPC)		
	1996 - Bob Starr, Mario Impemba (KMPC)		



WAYNE RANDAZZO

TELEVISION PLAY BY PLAY

Wayne Randazzo joined the Angels broadcast team prior to the 2023 season with close to 20 years of broadcasting experience both at the local and national level. In addition to his role in the television booth as a play-by-play voice with the Angels, he will continue his duties with Apple TV+ serving as a play-by-play voice for Friday Night Baseball.

Randazzo spent the previous four seasons (2019-2022) as a play-by-play announcer for the New York Mets on WCBS Radio alongside Howie Rose. He also called Mets games on Sportsnet New York and spent four seasons (2015-2018) as the pre- and post-game host on the Mets Radio Network.

Randazzo came to New York from Chicago where he worked at CBS Radio with WSCR-AM and WBBM-AM as an anchor and talk show host while also hosting pre- and post-game shows for the Chicago White Sox. He also served as a play-by-play announcer for various sporting events on ESPN, FS1, Big Ten Network, MLB Network, and broadcasts the NFL on Sports USA Radio and MLB on Fox.

A Chicago, Illinois native, Randazzo began his broadcasting career at Arizona State University then transferred to North Central College in Naperville, where he called a variety of events for WONC – the student radio station – until he graduated in 2007. He went on to work for four seasons (2008-2011) as the lead play-by-play voice for the Mobile BayBears, the Double-A affiliate of the Arizona Diamondbacks, and three campaigns (2012-2014) for the Kane County Cougars, then-Single A affiliate of the Kansas City Royals and Chicago Cubs.



MATT VASGERSIAN

TELEVISION PLAY BY PLAY

Matt Vasgersian returns to the television booth as a play-by-play voice of the Angels for 2023. In addition to the Angels broadcasts, Matt maintains a national profile with the MLB Network Showcase including play-by-play in the Division Series in October.

The veteran broadcaster has called various regular season and playoff baseball telecasts for Fox Sports, including the Saturday “Game of the Week” from 2014-17 and was the play-by-play caller of ESPN’s Sunday Night Baseball for four seasons.

He was the voice of the San Diego Padres for seven seasons, and prior to that held the same role with the Milwaukee Brewers for five seasons. Matt called baseball and softball, among other events, for NBC Sports during the 2004 Summer Olympics, his first of five Summer/Winter Olympic assignments with NBC.

In addition to his play-by-play career, Vasgersian is widely known for his 16-year run as the voice of the MLB: The Show video games from 2006-2021.

Vasgersian was the first host hired with launch of MLB Network in 2009. His continuing position with MLB includes various programming such as “Hot Stove” and “MLB Tonight,” roles for which in 2015 he was nominated for a National Sports Emmy.

Between 2005-2008, Vasgersian handled weekly NFL play-by-play with Fox Sports, and called College Football with their BCS Bowl Package for three seasons. Close to home, Matt served as lead play-by-play announcer with NBC’s coverage of the XFL in 2001, and close to home was micside for USC Basketball on Fox Sports West between 2004-06.

Vasgersian began his baseball broadcasting career with the Huntington Cubs in the Appalachian League in 1991, before moving up to the Adv.-A High Desert Mavericks (San Diego), El Paso Diablos (Milwaukee), Syracuse Chiefs (Toronto) and Triple-A Tucson Toros (Houston).

A California native, Vasgersian is a graduate of the University of Southern California and was an actor in his childhood, appearing on several television shows and films. Vasgersian and his wife, Kimberly, reside in New Jersey with their three children.



MARK GUBICZA

Former Major League Baseball veteran Mark Gubicza is entering his 22nd year with Bally Sports West. This season will mark his 17th year of providing color commentary for Angels broadcasts. Gubicza will also continue as an analyst for the Angels' pre- and post-game shows, "Angels Live", which he has done for the past 18 seasons.

Gubicza previously co-hosted the FS Baseball Report, which aired nationally on Fox Sports, previewing future matchups, and breaking down current standings in the league. In 2004, Gubicza provided analysis for Minnesota Twins games from Los Angeles. He made his first television appearance as an analyst for FSN in April 2000 on Baseball Today and the National Sports Report. He also hosted the Southern California Baseball Report on AM570 for three years.

In his professional baseball career, Gubicza spent 14 seasons in the Major Leagues. Drafted in 1981, he went on to spend 13 seasons with the Kansas City Royals, becoming a World Series Champion in 1985 and 20-game winner in 1988. In both 1988 and 1989, he was named to the AL All-Star team. He finished his career with the Angels in 1997. To honor his many accomplishments on the field, he was named to the Kansas City Royals Hall of Fame as well as the Pennsylvania Hall of Fame in 2006. He was also named to the Missouri Sports Hall of Fame, class of 2010.

Gubicza and his wife, Lisa, live in Chatsworth, Calif. and have three children, Nicolette, Chad and Ashley.



PATRICK O'NEAL

TELEVISION PLAY BY PLAY

Patrick O'Neal returns for his 10th season covering the Angels for Bally Sports West and will rotate as a television play-by-play broadcaster in 2023 while also hosting pre- and postgame shows as he provides fans with in-depth coverage of various Angels game.

O'Neal, a fixture in Southern California sports for over 20 years, expanded his role in the Bally Sports West broadcast booth, calling select games alongside Mark Gubicza during the 2021 and 2022 season, which included being on the call for Reid Detmers' no-hitter.

In addition to his network baseball assignments, O'Neal also covers the Los Angeles Kings for Bally Sports West. He has worked the sidelines for NFL games on FOX and also provided NFL and College Football game breaks in 2013 and 2014.

A Southern California native, O'Neal has been recognized with six LA Area Emmy Award nominations for Outstanding Sports Reporting, taking home wins in 2018 and 2006. In 2018, O'Neal was also named by the SoCal Sports Broadcasters Association as the Top Pre- and Postgame Host, an award he has won five times.

He attended the University of La Verne in Southern California, where he studied communications and journalism. He currently lives in Los Angeles with his wife, Summer, and is the proud father of two daughters, Veronica, and Sophia.



TERRY SMITH

RADIO PLAY BY PLAY

Terry Smith enters his 22nd season on the Angels flagship radio station and 14th as the Angels lead play-by-play announcer. His 22 seasons in the booth make Smith the longest tenured broadcaster in club history.

Smith joined the Angels in 2002 after serving as the radio voice of the New York Yankees Triple-A affiliate Columbus Clippers for 19 seasons. From 1983-97, Smith also served as Sports Director on WBNS AM in Columbus, Ohio and was simply known as “The Voice” serving as play-by-play announcer for the Ohio State University Football and Basketball Radio Network from 1986-97. Smith was recognized three times by the Ohio Associated Press for his sportscasts and WBNS AM was named the Outstanding Sports Operation in Ohio six times by the Associated Press.

Smith started his baseball broadcasting career in 1978, calling games for the Jacksonville Suns and later called games for the Memphis Chicks from 1981-82. At Memphis, Smith also worked as the Sports Director on WHBQ AM, anchoring sports on the morning and afternoon drive shows.

The Philadelphia native attended Temple University, where he played collegiate club hockey, as well as Jones College in Jacksonville, Fla. which has produced the likes of actors Joe Piscapo and Jay Thomas. In February 2002, Smith made his on-screen debut as a broadcaster in the baseball movie *A Little Inside*, which aired on HBO and Showtime. He assists in Angels Community Relations with appearances and has served as Honorary Chair of the Orange County Learning for Life’s Exploring program. Smith and his wife, Sonia, have one son Jordan and a daughter-in-law Natalia. The Smiths reside in Queen Creek, AZ.



MARK LANGSTON

RADIO COLOR ANALYST

Mark Langston enters his 11th full season on the Angels broadcast team after joining Terry Smith on the air as an analyst on a part-time basis during the 2012 regular season. During the 2019 season, Langston announced two games for the “MLB Game of the Week Live on YouTube” on July 29th (Angels vs Detroit) and September 10th (Angels vs Cleveland).

Langston pitched 16 seasons at the Major League level, including eight with the Angels. He was originally drafted by Seattle in the 1981 draft and pitched for the Mariners (1984-89) and Montreal Expos (1989) before joining the Angels prior to the 1990 season. On Apr. 11, 1990 Langston and Mike Witt combined to pitch the eighth no-hitter in Angels history and the first combined no-hitter in club history. He pitched to an 88-74 record with a 3.97 ERA in his eight seasons with the Angels before finishing his career with the San Diego Padres (1998) and Cleveland Indians (1999). A four-time All-Star, Langston also won seven Gold Glove Awards, including five straight from 1991-95 with the Angels.

After retiring, Langston became the head baseball coach at Orange Lutheran High School where he guided the Lancers to a playoff berth in 2002. In Nov. 2018, Langston was inducted into the San Jose Sports Hall of Fame.

A native of San Diego, Langston resides with his wife, Michelle. The couple has two daughters, Katie and Gabrielle.





ROLANDO GONZALEZ SPANISH RADIO BROADCASTER

Rolando “El Veloz” Gonzalez returns in 2023 as the Angels Spanish radio broadcaster on KWKW.

Over the course of his broadcasting career, Gonzalez has handled play-by-play and color commentating on both radio & television in six World Cups (1970, 1974, 1978, 1982, 1990 and 1994) and three Summer Olympic Games (Mexico City - 1968, Montreal - 1976 and Los Angeles -1984). He has been the official Spanish voice of the LA Galaxy since the inaugural 1996 MLS season and has also called NBA games for the Los Angeles Clippers.

Born in Guatemala, Gonzalez has more than 55 years of sportscasting and commentating experience. He was a radio commentator in Guatemala, El Salvador, Nicaragua, Honduras and Panama from 1973 to 1981. Gonzalez was the radio voice for multiple Central American Championship Tournaments, was the “Official Spanish Voice” of the Los Angeles Raiders; and has called the National Basketball Championships in Guatemala and Pan American Games in Central America.

In addition, he currently works for Radio Nuevo Mundo, TGW and Radio Fabulosa in Guatemala. He also can be heard on KTNQ 1020 AM, KQ 1540 AM and ESPN Deportes in Los Angeles.

KWKW ESPN Deportes (1330 AM) is in its 16th year as the Spanish-language play-by-play home of the Los Angeles Angels.

In 1941, at the beginning of World War II, the Federal Communications Commission awarded KWKW its license to broadcast and inform the Hispanic population of Los Angeles the news about the war. This took place from the basement of a hotel on Colorado Street in Pasadena. At a later date KWKW moved to 800 Sierra Madre Villa in Pasadena, where many of today’s famous announcers began their careers in Spanish radio.

In 1962 Lotus Communications Corporation bought KWKW. Since that time Howard Kalmenson, owner and founder of Lotus Communications, has been able to acquire 24 radio stations which broadcast in English and Spanish as well as Lotus Hispanic Reps, a National Rep firm with offices across the country. All this was possible because of KWKW.

In January 1989, when KWKW switched from 1300 to 1330 on the AM dial, the broadcast coverage area more than doubled. KWKW is one of the leading Spanish language radio stations in the United States. An excellent signal, popular personalities, outstanding news, sports and in-depth public service and community involvement guarantee KWKW’s long-term success in the dominant Mexican and Latino communities of Los Angeles.





UNDER THE HALO

THE NAME, LOGO, AND COLORS

The Los Angeles Angels baseball team was created in 1960 as an expansion franchise, and played their first game in 1961. Named “Angels” for the English translation and nickname (“The City of Angels”) of the city, the club remained in Los Angeles from 1961-65, before moving to Anaheim in 1966. The organization officially became the California Angels in Sept. 1965 to coincide with a uniform change the following season, and has remained in Anaheim since the move in 1966. On Nov. 19, 1996, the California Angels were renamed the Anaheim Angels in a press conference held at Anaheim Stadium to also announce a uniform change. On Jan. 3, 2005, the team announced its official name to be the Los Angeles Angels of Anaheim. The inclusion of Los Angeles reflects the original expansion name and returns the Angels as Major League Baseball’s American League representative in the Greater Los Angeles territory. The team is now known as the Los Angeles Angels.

On Jan. 9, 2002, the Angels unveiled their new official team colors and logos featuring red as the dominant color for the first time in club history. The announcement represented the seventh uniform change in franchise history. The look to the Angels logo and uniforms captures the tradition of Angels baseball and a contemporary “back to basics” flare. The logo features the signature halo surrounding the ‘A,’ while the uniforms are reminiscent of decades past.

The Angels selected red, dark red, navy and silver as their colors. The red and navy that have been the team’s official colors since the inaugural season have been maintained. The official Angels logo consists of the block letter


‘A’ in red, including dark red shading along the outside of the left side, inside the right side and bottom of the cross of the ‘A.’ A silver halo circles the top of the ‘A,’ filled with navy. The same navy outlines the ‘A’ as well as the halo.

Both home and road uniforms follow the traditional look of jerseys past. The club wears red belts, red stirrups and red shoes. Helmets are similar in color and logo to the home and road cap. Large numerals in red outlined in blue and silver with the players last name in red outlined in blue and silver will appear on the back of all jerseys. A smaller number in red outlined in blue and silver appears below the script on the left side of all jerseys, except for the Spring Training jersey.

The Angels home uniforms include a red cap and bill, official club logo and red button. Jersey is button down, white in color, with red piping around neck and arms. Red ANGELS script appears on front, with silver halo circling top of the ‘A.’ Script is outlined in blue and silver. Pants are white with red piping down each leg.

The Angels road uniforms include a red cap and bill, official club logo and red button. Jersey is button down, gray in color, with red piping around neck and sleeves. Red ANGELS appears on front, with silver halo circling top of the ‘A.’ Script is outlined in blue and silver. Pants are gray with red piping down each leg.

The Angels alternate uniform used for home or road games includes a red cap and bill, official club logo and red button. Jersey is button down, red in color, with silver piping around neck and arms. Red ANGELS script will appear on front, with silver halo circling top of ‘A.’ Script is outlined in blue and silver.




HOME UNIFORM



ROAD UNIFORM



ALTERNATE UNIFORM



SPRING TRAINING UNIFORM

UNDER THE HALO

NIKE MLB CITY CONNECT SERIES AND JERSEY PATCH



On June 11, 2022, the Angels unveiled their Nike MLB City Connect Series Uniform. Launched in 2021, the Nike MLB City Connect program was created to celebrate the bond between each Club and its city. It explores the personality, values and customs that make each community and their residents unique. Nike and MLB Clubs partnered to design jerseys inspired by their cities to celebrate new baseball traditions and invite more fans into the game of baseball.

The Angels Nike City Connect design blends the Club's iconic red with retro baseball and Southern California beach and surf style.

Jersey Chest Graphic: Written in the sand, "Angels" adorns the cream-colored jerseys in lettering inspired by vintage surf brands. As the Club of Mike Trout and Tim Lincecum, the end of the Angels "s" is none other than the shape of a "fish tail" end of a surfboard.

Numbers: The jersey numbers mirror the bold typeface on the side of local lifeguard towers while the deep blue coloring takes inspiration from the Pacific Ocean. The diamond, which surrounds the number on the front of the jersey, is another tribute to popular surf culture brands.

Sleeve Patch: The patch pays tribute to the early railway that connected Southern

California, bringing those from all over to enjoy the coast. Palm fronds peak from behind the "A," a reflection of the familiar foliage throughout the area.


Stripes: Two asymmetrical stripes featured on the left sleeve draw inspiration from the sleek and simple design of retro surfboards.

Cap: Balancing the sandy cream with fiery red akin to a summer sunset, the two-toned cap from New Era and helmet by Rawlings sports a style commonly seen on skaters who carve by the Southern California shores.

Jock Tag: A reminder to keep paddling, the jock tag is a surfboard with fins featuring the iconic Angels logo.

Socks: With a vintage-inspired look, the Stance socks make a splash with a wave pattern as the focus.

The Angels City Connect launch video highlights landmarks and the beauty of the Southern California coast while bringing together locals and tourists alike to celebrate the vintage, beach-inspired design.



CITY CONNECT
UNIFORM



Prior to the 2023 season, the Angels announced they entered a partnership with Foundation Building Materials (FBM) as their Official Jersey Patch Partner. FBM's logo will be featured on the sleeve of all on-field Angels players, manager and coaches' jerseys. The logo features a lone Cypress Tree, representing something built, established, or grown on a firm foundation, able to withstand the test of time and prevail. The rectangular FBM logo will share the same red and navy colors as the Angels official colors since the team's inaugural season in 1961.



ANGELS BASEBALL
FOUNDATION

The Angels are proud to support many local charitable organizations and community groups throughout Orange County and the Greater Los Angeles region. Through the combined efforts of the Angels and the Angels Baseball Foundation, the team has been able to impact many people in our community, specifically children, with life-changing opportunities for them to thrive. Among the Angels' notable beneficiaries are the Angels RBI Program, the Boys & Girls Clubs of Greater Anaheim-Cypress, Anaheim Family YMCA, the AVID Program and Southern California Little Leagues.

The Angels have been given the opportunity to serve more than 5,000 organizations, providing them with positive experiences and resources, as well as allowing children to experience the remarkable game of baseball during each regular season. For more information, please visit www.angels.com/community

ANGELS BASEBALL FOUNDATION:

The Angels Baseball Foundation was established in 2004 under Arte and Carole Moreno. Together with the Los Angeles Angels, the two organizations have contributed more than \$24 million in value toward local causes. Each year, the Angels Baseball Foundation rewards community organizations with grants to benefit the individual needs, and to support programs that impact our youths. The Foundation focuses on improving education, healthcare, arts and sciences, as well as community related youth programs and military engagement throughout the region. Below is a glimpse of some of the Club programs supported by ABF:

Adopt-A-School Sponsored by O.C. Waste and Recycle

In 2023, the Angels will select their 15th class of adopted elementary schools for the Adopt-A-School program. As a part of the Adopt-A-School program, each student receives an Angels gift and each school will be given an allotment of tickets to be used in their school incentive programs. Each year, Angels Baseball Foundation presents each elementary school with a \$2,000 grant towards the education program of their choice. The Angels will host an Art Contest again in 2023 during Black History Month to help students learn more about baseball's history and the Negro Leagues.



Angels 5K & Fun Run presented by Lexus

The Foundation's 13th Annual 5K & Fun Run is scheduled during the summer months of the season. Last year, over 4,000 Angels fans participated in the 5K race on the newly designed course route. Participants earn a commemorative shirt and medal to honor the occasion while also receiving the opportunity to pick up goodies and resources at the Race Expo. The 2022 event raised over \$150,000 for the Angels Baseball

Foundation. The thirteenth annual event is scheduled to take place on July 1, 2023 before the Angels host the Arizona Diamondbacks.

Angels Baseball Foundation Kids Holiday Party

Each year the Angels Baseball Foundation aims to make the holiday season brighter for nearly 450 underprivileged kids and families by hosting a Holiday Party for various non-profit organizations in the Southern California area. The 2022 event was held at Angel Stadium where kids were able to walk through a winter wonderland on the field, with snow sledding, reindeer and games to play. Children in attendance received Angels hats, promotional items, holiday crafts, and at the end of the night, each child received a toy from Santa, along with a pair of pajamas.



Angels AVID 8th Grade Standout Award

The Angels 8th Grade AVID Scholarship was founded in 2006 by the Angels Baseball Foundation in conjunction with the Orange County Department of Education and non-profit organization Advancement Via Individual Determination (AVID). A total of 103 outstanding students in Orange County have been awarded \$4,000-\$10,000 as a one-time lump-sum college scholarship. Funds are held for the scholars in a trust until they graduate from high school and are accepted into an accredited university. As part of the program, the Angels Baseball Foundation also donates laptops annually to over 60 nominees in Orange County for their exceptional achievements.



Angels Scholars

Since its inception in 2016, the Angels Baseball Foundation has awarded four-year scholarships to 127 exceptional high school seniors from the Orange County and Los Angeles area. The Angels College Scholarship funds are applied to tuition, room & board, textbooks, and more. Scholars are selected based on merit, leadership, strong

academic performance, financial need, and the desire to achieve a higher education. Funding is awarded for a maximum of four years, with the expectation that a bachelor's degree will be obtained during this period. The Angels Baseball Foundation takes the time to assess the individual needs of each student once other scholarships and grants have been applied. The Foundation strives to empower students to overcome adversity and develop skills that allow them to achieve their career and long-term goals.

Angels Youth Baseball/Softball and the Angels RBI League

The Angels Baseball Foundation, the Boys & Girls Clubs of Greater Anaheim-Cypres and Major League Baseball partner together to create the Angels Reviving Baseball in Inner Cities (RBI) League. This free youth program, offered to Orange County Boys & Girls Club members, provides an opportunity for 8-to-18-year-olds to play baseball or softball as they learn important life skills. The Angels RBI League concentrates on fundamentals and teamwork, while stressing the importance of citizenship and academics off the field.



Participants are provided with catcher's gear, bats, balls and helmets. The RBI League athletes also have an opportunity to attend the Angels RBI Clinic, a special baseball and softball clinic in the outfield of Angel Stadium.

In addition, the Angels annually host Angels Youth Clinics that are open to the public in the outfield at Angel Stadium or local park facilities. These events aim to teach the proper fundamentals of the game of baseball and softball, as well as the enjoyment that participating in the game can provide

These include events such as the JR42, Clemente Clinics and the Play Ball Weekend to celebrate the work done by these baseball legends.



Back-2-School Event

In July 2022, the Angels Baseball Foundation hosted a Back-2-School Event at Angel Stadium. Over 800 children attended the event in which each student received Angels t-shirts, hoodies, new shoes and school supplies to get them ready for the upcoming school year.



Mystery Grab Bag

The “Mystery Grab Bag” is a unique event that benefits the Angels Baseball Foundation. Fans can purchase a mystery ball that is autographed by an Angels player. Angels players wives and girlfriends attend the event to meet and take photo with fans as well. Funds raised from the initiative benefit the Angels Baseball Foundation and non-profit organizations supported by our Angels Wives and Families. The 2022 event raised over \$20,000 and the Angels Wives and Families chose animal rescue charities to receive financial support.

Making Wishes Come True

The Angels have joined forces with Make-A-Wish Foundation and other wish organizations to help grant the wishes of children with life-threatening medical conditions. Throughout the season, the Angels are pleased to have Wish Kids and their families as guests to enjoy an experience that uses baseball to provide an opportunity for these children and their families to remove themselves from the difficult journey they are facing.



Going to Bat Against Breast Cancer

The Angels annually join Major League Baseball and Susan G. Komen for the Cure on Mother’s Day to raise awareness and funding for the fight against breast cancer. Players, coaches and umpires throughout the league support the cause by wearing pink wristbands and pink ribbons on their uniforms. Many players also choose to play with special pink bats on Mother’s Day and the Angels celebrate a survivor on the field during the pre-game ceremony.

Father’s Day Home Run Challenge

The Angels and Major League Baseball are committed to the fight against prostate cancer. 2023 will mark the 24th year of the Home Run Challenge to raise money for the cure of prostate cancer and will take place on Father’s Day weekend with events scheduled at stadiums across the nation.

UNDER THE HALO COMMUNITY



Hospital Visits

Throughout the season, Angels players and their significant others make visits to children's hospitals in the community to lift the spirits of the patients and their families. The players and coaches make special appearances to distribute Angels items, sign autographs and spend time with the children and their families.

Strike Force Visits

The Angels Strike Force is an interactive group that contributes to fan experience at Angels Baseball home games. In addition to their game day presence, members of the Angels Strike Force helps with Angels community efforts by making special appearances at various events. Some of these appearances include Angels RBI, Angels Baseball Foundation events, Rally Readers, library visits, hospital visits and Adopt-A-School assemblies.



Furthermore, the Angels work together with numerous community partners including: The Leukemia & Lymphoma Society, Rally Readers and Pitch Hit and Run. The Angels Wives have also taken an active role in the community throughout the season by contributing their time and efforts toward numerous charitable organizations. Many of the players and wives organize their own events as well to benefit both the Angels Baseball Foundation and causes personal to them.

GET INVOLVED WITH THE ANGELS AND THE ANGELS BASEBALL FOUNDATION:

Personalized Bricks

Imagine walking up to one of the most beautiful ballparks in the country with family, friends or co-workers. Now imagine looking down and seeing your name or message on a brick paved into the giant diamond at the Home Plate entrance. Fans can purchase a brick, inscribe their name or a message on it and become a permanent fixture of Angel Stadium. All proceeds from the bricks go directly to the Angels Baseball Foundation.

Visit angels.com/bricks for more information.



UNDER THE HALO

Scoreboard Messages

The Angels post birthday, anniversary, congratulations and welcome messages during games on the Angel Stadium scoreboards. With a donation per message, fans have the opportunity to share their messages with all those in attendance. All donations go to the Angels Baseball Foundation. Visit angels.com/scoreboard for more information.

Stadium Tours

The “Behind-The-Scenes” tour of Angel Stadium is both an enjoyable and educational experience. Attendees are invited to view areas that are normally restricted to the public. The complete tour includes a visit to the press box, visitor’s clubhouse, bullpen, dugout and Angel Stadium’s suites. Tours of the stadium are available year round and all donations support the Angels Baseball Foundation. Visit angels.com/tours for more information.

Angels Online Donations

The Angels are happy to help numerous charitable organizations in Southern California that are dedicated to making a difference in our community. To help support these organizations, the Angels regularly donate various autographed items to be used for fundraising auctions. Through the Community Ticket Program, the Angels also distribute thousands of free tickets to non-profits in our region. To request a donation from the Angels please visit angels.com/donations.

ANGELS BASEBALL FOUNDATION

The Angels Baseball Foundation, together with the Los Angeles Angels, are responsible for the distribution of over \$24 million since its inception in 2004. The Foundation is comprised of President Dennis Kuhl, Vice President Nicole Moreno, Arte & Carole Moreno, Chip Carey and Secretary and Treasurer Molly Jolly.





MANAGER & COACHES





88

PHIL NEVIN

BORN: JAN. 19, 1971
BIRTHPLACE: FULLERTON, CA
APPOINTED: OCT. 5, 2022

OPENING DAY AGE: 52
RESIDES: POWAY, CA

MANAGER

MANAGERIAL AND COACHING HIGHLIGHTS

- ◆ Embarks on first full season as **Angels** manager...Named the 19th field manager in franchise history on Oct. 5, 2022...On June 7, 2022, tabbed as the Club's interim manager (replacing Joe Maddon) after beginning the year as Halos third base coach.
- ◆ **2022** marked first season on the Angels coaching staff following four seasons (**2018-21**) as the **Yankees** third base coach...In **2017**, made Major League coaching debut as the third base coach for the San Francisco **Giants**...Added to the Detroit **Tigers** coaching staff during the 2011 postseason run...Spent seven seasons (**2010-16**) as a minor league manager in the Tigers (Double-A in 2010 and Triple-A in 2011-13) and Diamondbacks (Triple-A in 2014-16) organizations, compiling a 481-525 (.478) record...In 2014, during first season at the helm of Triple-A Reno, led the Club to an 81-63 clip and a trip to the PCL Championship...Club eventually lost series to Omaha...Entered coaching ranks in **2009** after being named manager of the Orange County Flyers in the independent Golden Baseball League.

COACHING HISTORY

2023-	Angels Manager
2022	Angels Interim Manager Third Base Coach
2018-21	Yankees Third Base Coach
2017	Giants Third Base Coach
2014-16	Triple-A Reno (AZ) Manager
2011-13	Triple-A Toledo (DET) Manager
2010	Double-A Erie (DET) Manager
2009	Orange County Flyers (IND) Manager

MANAGERIAL YEARLY SUMMARY

2022

- ◆ Named Interim Manager, June 7, 2022
- ◆ Halos finished with a 73-89 (.451) record...Despite 46-60 (.434) mark following the managerial change, Club posted a 21-16 mark over their final 37 games.

PLAYING CAREER

- ◆ Played in 12 Major League seasons, posting a .270 (1131/4188) with 209 doubles, 208 home runs and 743 RBI in 1,217 games with the Astros (1995), Tigers (1995-97), Angels (1998), Padres (1999-05), Rangers (2005-06), Cubs (2006) and Twins (2006)...Tabbed as a National League All-Star in 2001 with San Diego, a season where he finished with a .306 average, a .976 OPS and posted career bests in home runs (41), RBI (126), runs (97) and walks (71)...Appeared in one postseason game in 2006 with the Twins...Went 0-for-3 as the Twins DH...Originally drafted first overall by the Astros in 1992.



PERSONAL/MISC

- ◆ Phillip Joseph Nevin...Wife, Kristin were married in 1994 after meeting at Cal State Fullerton.
- ◆ Grew up in Orange County, CA attending El Dorado HS (eight miles from Angel Stadium) and Cal State Fullerton University (six miles from Angel Stadium)...Played football and baseball at Cal State Fullerton...Winner of the 1992 Golden Spokes Award and received

2023 LOS ANGELES ANGELS

National Player of the Year honors by *Baseball America*.

- ◆ Son Tyler made Major League debut with Baltimore in 2021...Phil managed the Angels against his son Tyler in 2022...For more information, click [HERE](#)...Tyler was originally drafted by the Rockies in the first round in 2015 from Poway HS.
- ◆ Son Kyle Nevin was drafted by the Dodgers in the 11th round of the 2022 First Year Player Draft out of Baylor University.
- ◆ Daughter Koral and son-in-law welcomed Phil's first grandchild, Kailea during the 2022 season.
- ◆ Favorite NFL team is the Los Angeles Chargers.

MAJOR LEAGUE PLAYING RECORD

Years	AVG	G	AB	R	H	2B	3B	HR	RBI	BB	SO	SB
12	.270	1217	2928	584	1131	158	209	208	743	449	1019	18

NEVIN'S MANAGERIAL RECORD

Year	Club	League	Won	Lost	Pct.	Finish
2010	Erie	Eastern	66	76	.465	6th
2011	Toledo	International	67	77	.465	4th
2012	Toledo	International	60	84	.417	3rd
2013	Toledo	International	61	83	.424	4th
2014	Reno	Pacific Coast	81	63	.563	1st
2015	Reno	Pacific Coast	70	74	.468	3rd
2016	Reno	Pacific Coast	76	68	.528	2nd
2022	ANGELS	American	46	60	.434	Interim
MINOR LEAGUE TOTALS (7 seasons)			481	525	.478	

ANGELS MANAGERIAL RECORDS

Years	Manager	W	L	PCT
1961-69	Rigney, Bill	625	707	.469
1969-71	Phillips, Lefty	222	225	.497
1972	Rice, Del	75	80	.484
1973-74	Winkles, Bob	109	127	.462
1974	Herzog, Whitey#	2	2	.500
1974-76	Williams, Dick	147	194	.431
1976-77	Sherry, Norm	76	71	.517
1977-78	Garcia, Dave	60	67	.472
1978-81	Fregosi, Jim	237	248	.489
1981-82	Mauch, Gene	122	103	.542
1983-84	McNamara, John	151	173	.466
1985-87	Mauch, Gene	257	229	.529
1988	Rojas, Cookie	75	79	.487
1988	Stubing, Moose#	0	8	.000
1989-91	Rader, Doug	232	216	.518

Years	Manager	W	L	PCT
1991-94	Rodgers, Buck	140	173	.447
1992	Wathan, John#	39	50	.438
1992	Lachemann, Marcel#	3	1	.750
1994	Knoop, Bobby#	1	1	.500
1994-96	Lachemann, Marcel	160	170	.485
1996	McNamara, John#	10	18	.357
1996	Maddon, Joe#	8	14	.364
1997-99	Terry Collins	214	235	.477
1999	Maddon, Joe#	19	10	.655
2000-18	Scioscia, Mike	1650	1428	.536
2019	Ausmus, Brad	72	90	.444
2020-22	Maddon, Joe	130	148	.468
2022	Nevin, Phil#	46	60	.434

- Interim Manager





93

JASON BROWN

BORN: MAY 22, 1974
BIRTHPLACE: LONG BEACH, CA
APPOINTED: NOV. 6, 2019

OPENING DAY AGE: 48
RESIDES: PALOS VERDES, CA

BULLPEN CATCHER

COACHING HIGHLIGHTS

- ◆ **2023** marks Southern California native's fourth season with **Angels** as a bullpen catcher...Prior to joining Halos, spent prior two seasons (**2018-19**) as **Yankees** catching coach...In **2017**, was New York's Major League Coaching Assistant and Bullpen Catcher...Made professional coaching debut as Bullpen and Catching Coach for Triple-A **Scranton/Wilkes-Barre** in **2015** and **2016**...Was an assistant coach for Orleans Firebirds of the Cape Cod League from **2009-14**...Returned to alma mater, USC, in **2012** as an assistant coach...Spent three seasons (**2009-11**) as a varsity assistant coach at Palos Verdes High School (40 miles from Angel Stadium).

PLAYING CAREER & MISC

- ◆ Pitched to Shohei Ohtani during the 2021 Home Run Derby at Coors Field.
- ◆ Signed by Dodgers as a non-drafted free agent in May 1997 and went on to play 12 minor league seasons (1997-08)...Saw action in Dodgers, Devil Rays, Marlins, Pirates, Expos and Yankees systems, reaching as high as Triple-A...Spent majority of playing time at catcher...Attended University of Southern California...Posted a career .311 average with the Trojans with 14 home runs and 77 RBI...Earned All-Pac 10 honorable mention as a senior in 1997...Was member of 1995 Trojans team that made its first trip to College World Series since 1978.

MINOR LEAGUE PLAYING RECORD

Years	AVG	G	AB	R	H	2B	3B	HR	RBI	BB	SO	SB
12	.239	609	1899	200	454	105	6	44	240	152	509	2



BROWN



90

TIM BUSS

BORN: AUG. 28, 1972
BIRTHPLACE: DODGEVILLE, WI
APPOINTED: NOV. 6, 2019

OPENING DAY AGE: 50
RESIDES: CHANDLER, AZ

STAFF ASSISTANT

COACHING HIGHLIGHTS

- ◆ Begins fourth season with the **Angels** and second as Coaching Assistant...Held the title of Quality Assurance Coach during the **2020** and **2021** seasons...Joined the Angels following 18 seasons (**2001-19**) as the Head Strength and Conditioning Coach for the **Cubs**...During his 18-year tenure, worked under Cubs managers Don Baylor, Dusty Baker, Mike Quade, Dale Sveum, Rick Renteria and Joe Maddon...Spent the **2000** season working in the **Dodgers** organization as Strength and Conditioning Coach for Single-A San Bernardino and the Club's' Instructional League team... Began his career in professional baseball in the **1998** and **1999** seasons with the Cubs spring and Instructional League camps as well as strength and conditioning coach at Triple-A Iowa.

MISC

- ◆ Member of the National Strength and Conditioning Association and the International Fitness Professionals Association...Received his associate degree from Ellsworth Community College in Iowa Falls, IA and a bachelor's degree in physical education from Iowa Wesleyan College.

STARTING POINT

Notable Angels Starting Rotations (min. 100 G)...

<u>CATEGORY</u>	<u>TOTAL</u>	<u>YEAR</u>
Lowest ERA	2.85	1964
Most Strikeouts	855	1973
Fewest Hits	662	1981
Lowest BAA	.217	1972
Opponent OPS	.614	1972
WHIP	1.20	1968
Innings Pitched	1,170	1973
K/BB	2.73	2018
K/9	8.86	2022

BUSS



95

DREW BUTERA

BORN: AUG. 9, 1983
BIRTHPLACE: EVANSVILLE, IN
APPOINTED: APRIL 1, 2022

OPENING DAY AGE: 39
RESIDES: ORLANDO, FL

CATCHING COACH

COACHING HIGHLIGHTS

◆ **2023** marks second season on the **Angels** coaching staff and first as Catching Coordinator...Joined the staff in **2022** as the Club's bullpen catcher following a 12-year big league career.

PLAYING CAREER & MISC

◆ Played in parts of 12 Major League seasons for the Twins (2010-13), Dodgers (2013-14), Angels (2015 and 2021), Royals (2015-18) and Rockies (2018-20)...Posted a career .196 average (262/1,337) with 19 home runs and 123 RBI in 553 games...Made two trips to the postseason (2015 and 2018) and caught the final out of the 2015 World Series for the Royals...Caught two no-hitters: Josh Beckett (May, 25, 2014 at PHI) and Francisco Liriano (May 3, 2011 at CWS)...One of six players all time to catch a no-hitter in both leagues (Ron Hassey, Ed McFarland, Darrell Porter, Jeff Tortborg, Gus Triandos)...Appeared for Team Italy in the 2017 and 2013 World Baseball Classic...Selected by the Mets in the 5th round of the 2005 draft...Originally drafted by the Twins in the 48th round of the 2002 draft (did not sign)...Played three seasons at the University of Central Florida...Named a finalist for the Johnny Bench Award...Inducted into the UCF Athletic Hall of Fame in 2019...Prepped at Bishop Moore HS (Orlando, FL).

BUTERA'S LIFETIME PLAYING RECORD

Years	AVG	G	AB	R	H	2B	3B	HR	RBI	BB	SO	SB
12	.196	553	1337	123	262	59	5	19	123	88	322	0

CATCHING UP ON ANGELS CATCHERS

Games Caught

1. Bob Boone	961
2. Bob Rodgers	895
3. Bengie Molina	685
4. Jeff Mathis	411
5. Mike Napoli	406
6. Lance Parrish	386
7. Chris Iannetta	380
8. José Molina	348
9. Brian Downing	310
10. Jorge Fábregas	309

Hits as a Catcher*

1. Bob Boone	735
2. Bengie Molina	656
3. Lance Parrish	320
4. Mike Napoli	307
5. Brian Downing	279
6. Chris Iannetta	249
7. Jeff Mathis	231
8. José Molina	220
9. Jorge Fábregas	212
10. Matt Walbeck	179

Home Runs as a Catcher*

1. Mike Napoli	75
T2. Bengie Molina	61
Lance Parrish	61
4. Bob Boone	39
5. Chris Iannetta	36
6. Max Stassi	29
7. Jeff Mathis	26
8. Brian Downing	20
9. Martín Maldonado	19
10. Hank Conger	16

RBI as a Catcher*

1. Bengie Molina	348
2. Bob Boone	314
3. Mike Napoli	197
4. Lance Parrish	173
5. Chris Iannetta	139
6. Jeff Mathis	138
7. Brian Downing	124
T8. Jorge Fábregas	89
José Molina	89
10. Max Stassi	86

Doubles as a Catcher*

1. Bob Boone	115
2. Bengie Molina	103
3. Mike Napoli	62
4. Chris Iannetta	52
5. José Molina	49
6. Jeff Mathis	48
7. Brian Downing	45
8. Lance Parrish	35
9. Hank Conger	34
10. Martín Maldonado	33

Fielding Percentage (min. 200 G)

1. Martín Maldonado	.997
2. Chris Iannetta	.996
3. Bengie Molina	.994
4. Max Stassi	.994
5. Lance Parrish	.993
6. Jeff Torborg	.992
7. Ellie Rodriguez	.991
8. José Molina	.990
9. Brian Downing	.990
10. Matt Walbeck	.990

Caught Stealing Percentage

1. Bob Boone	46.8
2. José Molina	41.5
3. Martín Maldonado	40.2
4. Lance Parrish	38.9
5. Ellie Rodriguez	38.5
6. Bengie Molina	36.3
7. Terry Humphrey	34.8
8. Andy Etchebarren	33.5
9. Greg Myers	32.4
10. Matt Walbeck	31.9

Catcher Pickoffs

1. Bob Boone	31
2. José Molina	15
3. Jeff Mathis	14
4. Chris Iannetta	9
5. Bengie Molina	5
T6. Martín Maldonado	4
Ellie Rodriguez	4
T8. Brian Downing	3
Jorge Fábregas	3
Lance Parrish	3

*Since 1974...Data is courtesy of STATS LLC



2023 LOS ANGELES ANGELS



89

BENJI GIL

BORN: OCT. 6, 1972
BIRTHPLACE: TIJUANA, MX
APPOINTED: MARCH 13, 2022

OPENING DAY AGE: 50
RESIDES: KELLER, TX

INFIELD COACH

COACHING HIGHLIGHTS

- ◆ Starts second season as the Angels Major League Field Coordinator **2023**...Joined the organization as a coach in **2022** following several years of managing in the Mexican Leagues...In March of **2021**, named the first manger in franchise history of the newly minted Mariachis de Guadalajara...Named Manager of the Year after leading the Club to a league-best 46-17 record...Team fell to the Toros de Tijuana in the Championship Series (considered semi-finals)...Also spent five seasons at the helm of the Tomateros de Culiacán (2014-15, 2017, 2019-21) in the Mexican Pacific League (Winter League), winning four league championships and amassing a 171-157 (.521) record...Reached the semi finals of the Caribbean Series in both 2020 and 2021...Managed Team Mexico during the 2020 Olympics in Tokyo...Team went 0-3 during tournament play.



PLAYING CAREER & MISC

- ◆ Former first-round pick by Rangers in 1991 (19th overall) went on to play in parts of eight seasons with the Rangers (1993, 1995-97) and Angels (2000-03)...Enjoyed finest professional seasons with the Angels, where he combined to hit .257 (210/816) with 42 doubles, seven triples, 18 home runs, 91 RBI and 20 stolen bases across 337 games...Went 8-for-12 (.667) with a doubles, RBI and two runs scored during the 2002 championship run, including a 4-for-5 showing during the World Series...Also spent time in the minor leagues with the Indians, Rockies, Cubs, Tigers, Mariners and Mets...Following the 2005 season, played with the New Jersey Jackals of the Canadian-American Association and six seasons in Mexico where he won the 2007 Mexican League championship with the Sultanes de Monterrey.

MAJOR LEAGUE PLAYING RECORD

Years	AVG	G	AB	R	H	2B	3B	HR	RBI	BB	SO	SB
8	.237	604	1610	158	381	75	12	32	171	102	448	24



82

BILL HASELMAN

BORN: MAY 25, 1966
BIRTHPLACE: LONG BRANCH, NJ
APPOINTED: MARCH 13, 2022

OPENING DAY AGE: 56
RESIDES: NEWCASTLE, WA

THIRD BASE COACH

COACHING HIGHLIGHTS

◆ **2023** represents his second with the Angels organization and first as Third Base Coach...Served as the Club's Catching Coach in **2022**...Also in 2022, was acting manager for two games (0-2) against Houston and Miami while Phil Nevin was serving his suspension...Prior to joining the Halos, spent previous eight seasons (**2014-21**) in various roles with the **Dodgers**...For a full listing of coaching history, see chart to the right...In **2018**, led Triple-A Oklahoma City to a 75-65 record and captured the division title...Dodgers advanced to the postseason but lost in first round...During **2016** campaign, led the OKC Dodgers to a division title before advancing to the Pacific Coast League championship...Club would drop the series in four games to El Paso (SD)...During first season as at the helm of Single-A Rancho Cucamonga in **2015**, captured the California League title following a 78-62 regular season record...In the **2013** campaign, managed Single-A Inland Empire to a postseason berth and captured the California League title...In **2012**, joined the Angels organization as manager of Single-A Inland Empire...In **2010**, rejoined coaching ranks after a three-year stint away from professional baseball...From **2004-06**, held various coaching positions at the Major League level with the **Red Sox**...Was named interim First Base Coach for Boston during their 2004 World Series championship.

COACHING HISTORY

2022-	Angels Catching Coach
2021	Triple-A Oklahoma City Bench Coach (LAD)
2019-20	Dodgers Player Development Managers Coordinator
2016-18	Triple-A Oklahoma City Manager
2015	Single-A Rancho Cucamonga Manager (LAD)
2014	Single-A Great Lakes Manager (LAD)
2012-13	Single-A Inland Empire Manager (LAA)
2010	Single-A Bakersfield Manager (TEX)
2006	Red Sox First Base Coach
2005	Red Sox Bullpen Coach
2004	Red Sox Interim First Base Coach

PLAYING CAREER & MISC

◆ 13-year Major League vet, compiled a .259 (416/1,606) lifetime average with 47 home runs and 210 RBI with the Rangers, Mariners, Red Sox and Tigers primarily as a catcher...Selected 23rd overall in 1987 by the Texas Rangers out of UCLA where he was a dual-sport athlete, playing both baseball and football...Was the backup quarterback for the Bruins behind Troy Aikman...Was a walk on to the baseball team...Prepped at Saratoga High School (Saratoga, CA).

MAJOR LEAGUE PLAYING RECORD

Years	AVG	G	AB	R	H	2B	3B	HR	RBI	BB	SO	SB
13	.259	589	1606	185	416	94	3	47	210	114	300	9

HASELMAN'S MANAGERIAL RECORD

Year	Club	League	Won	Lost	Pct.	Finish
2010	Bakersfield	California	67	73	.479	8th
2012	Inland Empire	California	66	74	.471	8th
2013	Inland Empire	California	69	71	.493	5th*#
2014	Great Lakes	Midwest	66	73	.475	10th
2015	Rancho Cucamonga	California	78	62	.557	2nd*#
2016	Oklahoma City	Pacific Coast	81	60	.574	2nd*
2017	Oklahoma City	Pacific Coast	72	69	.511	6th
2018	Oklahoma City	Pacific Coast	75	65	.536	4th*

MINOR LEAGUE TOTALS (8 seasons) **574** **547** **.512**

* Advanced to Postseason # Won League Title





84 >>>

BILL HEZEL

BORN: OCT. 7, 1986
BIRTHPLACE: HACKETTSTOWN, NJ
APPOINTED: NOV. 7, 2022

OPENING DAY AGE: 36
RESIDES: SEATTLE, WA

ASSISTANT PITCHING COACH

COACHING HIGHLIGHTS

- ◆ Joined the **Angels** coaching staff as Assistant Major League Pitching Coach during the offseason... Spent previous five years (**2018-22**) working in various capacities for Driveline Baseball in Seattle, WA, including Director of Pitching from 2020-22...Worked with current Angels Shohei Ohtani and Patrick Sandoval...Also served as a pitching consultant for the **Phillies** during the **2020** and **2021** campaigns...From **2017-18**, was tabbed as the pitching coach at DeSales University...Also assisted in baseball team's recruiting efforts...Began collegiate coaching career with Northampton Community College...From **2012-16**, served as the team's pitching coach and recruiting coordinator...In final season, pitching staff ranked in the NJCAA DIII Top 10 in strikeouts, ERA, shutouts and BAA.

PLAYING CAREER & MISC

- ◆ He and wife Ashley welcomed their first child, Cooper on Jan. 24, 2021.
- ◆ Played four years of collegiate baseball at Lehigh University (2006-07) and East Stroudsburg University (2008-09)...Prepped at East Stroudsburg North High School (Bushkill, PA)...During four-year varsity career, was a three-time All-Area and two-time All-Conference choice...Pitched and played shortstop.

WHAT A RELIEF

Notable Angels Bullpens...

<u>CATEGORY</u>	<u>TOTAL</u>	<u>YEAR</u>
Lowest ERA	2.67	1971
Most Strikeouts	764	2019
Fewest Hits	282	1972
Lowest BAA	.219	2002
Opponent OPS	.619	1971
WHIP	1.20	2002
Saves	66	2008
Save Percentage	84.8%	1969
K/9	9.51	2017

HEZEL



80

DAMON MASHORE

BORN: OCT. 31, 1969
BIRTHPLACE: PONCE, PR
APPOINTED: MAR. 18, 2022

OPENING DAY AGE: 53
RESIDES: EAGLE, ID

FIRST BASE COACH

COACHING HIGHLIGHTS

- ◆ Former **Angels** outfielder begins second season on the Major League staff and ninth in Angels organization as a coach...Began last season as the Club's Outfield and Baseinning Coach before being named the Halos First Base Coach in June, **2022** by Interim Manager Phil Nevin...Served as the Angels Minor League Hitting Coordinator from **2019-21**...During **2017** and **2018** campaigns, was the **Rangers** minor league baserunning coordinator...Worked in **Dodgers** organization from **2012-16**, as the organization's roving hitting instructor (**2015-16**) and baserunning coordinator (**2012-14**)...Coached for **Angels** organization from **2008-11** in various capacities...Served as interim manager for Single-A Inland Empire in **2011** replacing Tom Gamboa...Was the Inland Empire hitting coach from **2009-11** after holding the same role with Single-A Cedar Rapids in **2008**...Made managerial debut with **D-backs** Single-A affiliate Missoula in **2007**...Club finished with a 26-50 record...Began coaching career with Arizona, working as a hitting coach with Single-A High Desert in **2003**, Double-A El Paso in **2004** and Single-A Lancaster in **2005** and **2006**.



PLAYING CAREER & MISC

- ◆ A former ninth round draft pick by the Oakland A's in 1991, went on to play three big league seasons with the A's (1996-97) and Angels (1998), batting a combined .249 (120/482) with 23 doubles, three triples, eight home runs and 41 RBI...Resides in Eagle, ID and has two children Tevis and Dalton... Brother Justin was the assistant hitting coach for the Rangers in 2018...Father Clyde played in 241 big league games with the Reds and Expos from 1969-73.

MAJOR LEAGUE PLAYING RECORD

Years	AVG	G	AB	R	H	2B	3B	HR	RBI	BB	SO	SB
3	.249	185	482	88	120	23	3	8	41	75	135	10

LONGEST HOME RUNS HIT AT ANGEL STADIUM SINCE 2015

Player	Date	Distance (ft.)
Joey Gallo	Sept. 17, 2017	490
Mike Trout	May 18, 2019	473
Mike Trout	July 12, 2019	471
Shohei Ohtani	June 8, 2021	470
Carlos Correa	Sept. 12, 2015	469
Jonathan Schoop	May 23, 2019	467
Mike Trout	April 6, 2021	464
Shohei Ohtani	July 27, 2021	463
Shohei Ohtani	June 25, 2022	462

Courtesy of MLB Statcast



81

RAY MONTGOMERY

BORN: AUG. 8, 1969
BIRTHPLACE: BRONXVILLE, NY
APPOINTED: JAN. 6, 2022

OPENING DAY AGE: 53
RESIDES: SIMSBURY, CT

BENCH COACH

COACHING HIGHLIGHTS

◆ **2023** represents third season in the **Angels** organization and second as bench coach...During **2022** season, was Angels acting manager for eight games (3-5) while Phil Nevin was serving his suspension... Served as the Club's Director, Player Personnel in **2021**...2022 marked second season in a professional coaching role... Spent six seasons (**2015-20**) with the Milwaukee Brewers, his second stint with the organization... Held title of Vice President and Special Assistant to the General Manager...Served as lead evaluator across the entire spectrum of baseball operations, including professional, international and amateur scouting...From **2011-14**, was the Arizona Diamondbacks Director of Scouting...Originally joined the Brewers organization in **2002** as an area scout until he was named Milwaukee's Midwest region crosschecker (**2007-10**).

PLAYING CAREER & MISC

◆ Veteran of 12 professional seasons (1990-21) which included parts of three Major League campaigns with the Astros (1996-98)...Originally selected in the 13th round by Houston in the 1990 Draft...Former outfielder also also played in the Pirates (1999-2000) and Mets (2001) organizations...Was a First-Team All-American at Fordham University in 1990...Inducted into the university's Hall of Fame in 1999...He and wife, Daniela, have two children: Jack and Emma.

MAJOR LEAGUE PLAYING RECORD

Years	AVG	G	AB	R	H	2B	3B	HR	RBI	BB	SO	SB
3	.241	47	87	14	21	5	1	1	8	6	23	0



MONTGOMERY



86

PHIL PLANTIER

BORN: JAN. 27, 1969
BIRTHPLACE: MANCHESTER, NH
APPOINTED: NOV. 7, 2022

OPENING DAY AGE: 54
RESIDES: SAN DIEGO, CA

ASSISTANT HITTING COACH

COACHING HIGHLIGHTS

- ◆ Joins **Angels** coaching staff this season as Assistant Major League Hitting coach...Named to Phil Nevin's staff after serving as Miami's Triple-A Jumbo Shrimp's hitting coach in **2021** and **2022**...Joined Miami following three seasons (**2018-20**) in the Yankees organization, each as Triple-A Scranton/Wilkes-Barre's hitting coach...In **2019**, the RailRiders ranked second in the International League in average (.277) and home runs (212)...Served as Padres' hitting coach from **2012-14**...In first season as San Diego's hitting coach, improved the Club's totals in several offensive categories, including average, OBP, slugging, runs and home runs (30 more home runs in 2011)...Served as hitting coach and interim manager for San Diego's Single-A Lake Elsinore Storm in **2011**...Led the Club to it's first Cal League championship since 2001...Spent previous three seasons (**2008-10**) with the Mariners organization as hitting coordinator (2010), Double-A Tennessee's manager (2009) and a coach for Double-A Tennessee (2008).

PLAYING CAREER & MISC

- ◆ Originally selected by the Red Sox in the 11th round of the 1987 First-Year Player Draft...Went on to play in parts of eight Major League seasons, posting a .243 (457/1883) with 90 doubles, 91 home runs and 292 RBI in 610 games with the Red Sox (1990-92), Padres (1993-95, 1997), Astros (1995), A's (1996), and Cardinals (1997)...91 home career home runs are the most ever by a New-Hampshire born player...Finished in the Top 10 of the A.L. Rookie of the Year voting after batting .331 (86/349) with seven doubles, a triple, 11 home runs and 35 RBI in 53 games for Boston.
- ◆ Phillip Alan Plantier...He and wife, Jennifer have three children: Ryan, Tyler and Emily...Following playing career, earned bachelor's degree social science from Cal State San Marcos.

MAJOR LEAGUE PLAYING RECORD

Years	AVG	G	AB	R	H	2B	3B	HR	RBI	BB	SO	SB
8	.243	610	1883	260	457	90	3	91	292	237	476	13

PLANTIER'S MANAGERIAL RECORD

Year	Club	League	Won	Lost	Pct.	Finish
2009	West Tennessee	Southern	62	78	.443	5th
2011*	Lake Elsinore	California	45	41	.523	1st#
MINOR LEAGUE TOTALS (2 seasons)			107	119	.473	

*Named Interim Manager June 3

Won League Title



85

MARCUS THAMES

BORN: MARCH 6, 1977
BIRTHPLACE: LOUISVILLE, MS
APPOINTED: NOV. 7, 2022

OPENING DAY AGE: 46
RESIDES: TAMPA, FL

HITTING COACH

COACHING HIGHLIGHTS

◆ **2023** marks first season with **Angels** as a hitting coach following appointment on Nov. 7, 2022...Joins the Angels following one season (**2022**) as **Miami's** hitting coach...Spent previous six seasons (**2016-21**) working on the **Yankees** Major League coaching staff...From 2020-21, served as Yankees hitting coach...In 2020, NYY led the Majors in walks, ranked fourth in runs and OBP, fifth in home runs and OPS and seventh in slugging...Saw DJ LeMahieu win the batting title and Luke Voit pace the Majors in home runs...In 2019, Yankees hitters set the franchise record with 306 home runs (one shy of M.L. record set by Minnesota in 2019) and set a Major League record with 14 different players with at least 10 home runs...In 2018, Yankees set a new Major League record with 267 home runs, surpassing the 1997 Mariners (264)...Yankee hitters tied a franchise record with five players logging 25 home runs...2017 Yankees led the Majors with 241 home runs, outscoring the 2016 team (680 R) by 178 runs scored, their largest year-over-year scoring increasing since 1936-1937...In 2016, helped three players notched this first career 20 home run seasons (Castro, Gregorius and Sanchez)...In **2015**, served as the hitting coach for Triple-A **Scranton**...RailRiders led the International League with a .271 average, 622 runs scored and a .727 OPS...In **2014**, was the hitting coach for Double-A **Trenton**...Made professional coaching debut in **2013** as hitting coach for Single-A **Tampa**.

PLAYING CAREER & MISC

- ◆ Marcus Markley Thames...Last name is pronounced "tims".
- ◆ Originally selected by the Yankees in the 30th round of the 1996 First Year Player Draft...Played parts of 10 big league seasons for the Yankees (2002, 2010), Rangers (2003), Tigers (2005-09) and Dodgers (2011)...Slashed .246/309/.485 in 640 career games...Enjoyed finest season in 2006 with Detroit, posting a .882 OPS with 20 doubles, two triples, 26 home runs and 60 RBI...Played in 16 postseason games with the Tigers (2006) and Yankees (2010), including two games of the 2006 World Series vs. St. Louis...Made Major League debut June 10, 2002 vs. Arizona and homered off Randy Johnson in first career at-bat.
- ◆ Served as a member of the National Guard from 1994-98.
- ◆ Played collegiately at East Central Community College (Decatur, MS) and Texas State University (San Marcos, TX)...Prepped at Louisville High School (Louisville, MS)

MAJOR LEAGUE PLAYING RECORD

Years	AVG	G	AB	R	H	2B	3B	HR	RBI	BB	SO	SB
10	.246	640	1827	256	450	83	4	115	301	159	510	3





83

MATT WISE

BORN: NOV. 18, 1975
BIRTHPLACE: MONTCLAIR, CA
APPOINTED: NOV. 6, 2019

OPENING DAY AGE: 46
RESIDES: CHANDLER, AZ

PITCHING COACH

COACHING HIGHLIGHTS

◆ **2023** represents 18th season in **Angels** organization, 12th in a coaching capacity and third as pitching coach...In **2022**, saw pitching staff's ERA improve nearly a full run compared to 2021 (3.77 ERA in 2022, 4.69 ERA in 2021)...Club's 3.77 ERA ranked ninth in the Majors and sixth in the American League...Starting staff ranked in the Top 5 of the A.L. in ERA (3.67, 4th), strikeouts (830, 4th), BAA (.233, 3rd) and complete games (2, T3)...Additionally, Halo starters allowed the fewest home runs in the Junior Circuit at 87 (T2nd fewest in MLB)...Was originally tabbed as the bullpen coach for the **2021** season before being named interim pitching coach prior to Spring Training...Named full-time pitching coach in May...In 2021, saw the Club utilize 40 different pitchers...On the mound, Shohei Ohtani posted his best pitching statistics as a major leaguer, going 9-2 with a 3.18 ERA and 156 strikeouts...Served as the Bullpen Coach in **2020**...Spent the **2018** and **2019** as Club's minor league pitching coordinator...In **2017**, was minor league pitching program coordinator, **2016** was the Rookie-Level **AZL Angels'** Pitching Coach (also held this position in **2012-13**)...Spent **2014-15** campaigns as Pitching Coach for Adv.-A **Inland Empire**.



PLAYING CAREER & MISC

◆ Former sixth-round draft pick by Angels in 1997, went on to play eight season of professional baseball for Angels (1997-02), Brewers (2004-07) and Mets (2008)...Made Major League debut for Halos Aug. 2, 2000 vs. Tigers...Went on to pitch in 209 career games at big league level, amassing a career 17-22 record with a 4.23 ERA (317 IP - 149 ER)...Was a part of 2002 Angels World Series team...Enjoyed finest season in 2005 with Milwaukee, appearing in 49 games as a relief pitcher and posting a career-best 3.36 ERA (64.1 IP - 24 ER) with a 0.96 WHIP...Prepped at Bonita High School (La Verne, CA) - same high school as Jeremy Reed (did not attend at same time) - located just under 30 miles from Angel Stadium... Played collegiate ball at Pepperdine University (Malibu, CA) and Cal State Fullerton...Married to Amy, and has four children: Ashley, Hayden, Brady and Luke.

MAJOR LEAGUE PITCHING RECORD

Years	W-L	ERA	G	GS	CG	SHO	SV	IP	H	R	ER	BB	SO
8	17-22	4.23	209	18	0	0	2	317.0	298	164	149	106	244

WISE

2023 LOS ANGELES ANGELS





93

JORDYN ADAMS

BORN: OCT. 18, 1999

BIRTHPLACE: CARY, NC

ACQUIRED: SELECTED IN FIRST ROUND (17TH OVERALL) OF 2018 FIRST-YEAR PLAYER DRAFT

SIGNED THRU: 2023; UNDER CLUB CONTROL; 0/3 OPTIONS USED

OPENING DAY AGE: 23

RESIDES: CARY, NC

OUTFIELDER

HEIGHT >>> 6-2

WEIGHT >>> 180

BATS >>> R

THROWS >>> R

NON-ROSTER INVITEE

ADAMS' LIFETIME PLAYING RECORD

Year	Club	AVG	G	AB	R	H	2B	3B	HR	RBI	SH	SF	HBP	BB	IBB	SO	SB	CS	GDP	SLG	OBP	E	
2018	Angels (AZL)	.243	20	70	8	17	2	2	0	5	0	0	2	10	0	23	5	2	0	.329	.354	3	
	Orem	.314	9	35	5	11	4	1	0	8	0	1	0	4	0	7	0	1	2	.486	.375	1	
2019	Burlington	.250	97	372	52	93	15	2	7	31	0	1	5	50	0	94	12	5	7	.358	.346	13	
	Angels (AZL)	.538	3	13	4	7	1	0	0	4	0	0	1	0	0	3	4	0	0	.615	.571	0	
	Inland Empire	.229	9	35	7	8	1	1	1	1	0	0	0	5	0	14	0	1	0	.400	.325	0	
2020	LAA	DID NOT PLAY - Participated at Angels Alternate Training Site																					
2021	Tri-City	.217	71	277	37	60	7	2	5	27	0	1	1	28	0	116	18	4	3	.310	.290	8	
2022	Tri-City	.228	58	219	31	50	11	3	0	22	2	2	5	21	0	54	18	3	4	.306	.308	1	
	Rocket City	.249	62	209	33	52	7	2	4	20	0	2	4	21	0	70	15	0	3	.359	.326	3	
MINOR TOTALS		.242	329	1230	177	298	48	13	17	118	2	7	17	140	0	381	72	16	19	.344	.326	29	

2022 SEASON

- ◆ Split the season between High-A **Tri-City** (58 games) and Double-A **Rocket City** (62 games)...The 120 total games set a career high.
- ◆ Combined to steal 33 bases, which was second-most among all Angels minor leaguers...His five combined triples ranked tied for fourth in the Angels system.
- ◆ With Dust Devils, hit .339 (19/56) with runners in scoring position.
- ◆ Following promotion to Double-A, June 29, batted .316 (18/57) with three home runs and a .887 OPS against left-handed pitching.
- ◆ Defensively, appeared at all three outfield positions: 76 games in CF, 19 in RF and 16 in LF.

CAREER HIGHLIGHTS

- ◆ Has been ranked by *Baseball America* as Best Athlete in Angels organization three straight years (2021-23)...Rated as Fastest Baserunner in Angels system four times (2019, 2020, 2022 & 2023).
- ◆ Entered 2022 season ranked by *Baseball America* as Angels #4 prospect.
- ◆ During first pro season in 2018, was promoted to Orem and slashed .314/.375/.486 in nine Pioneer League games before suffering a broken jaw and missing remainder of season.

CAREER TRANSACTIONS

- ◆ June 4, 2018...Selected by **Angels** in first round (17th overall) of First-Year Player Draft (signed June 30, 2018).

PERSONAL/MISC

- ◆ Jordyn Bradley Adams...On Twitter: @jordynadams10.
- ◆ 2023 marks second selection as a non-roster invitee to a Major League Spring Training (also, 2021).
- ◆ Was named the 2018 Male High School Athlete of the Year by *MaxPreps*.
- ◆ Father, Deke, played college football at Southern Mississippi and was part of Golden Eagles "Nasty Bunch" defense...He is currently Defensive Line Coach at Mississippi State University.
- ◆ Mother, Alexis, played college basketball at Southern Mississippi where she was a four-year letterwinner and a member of 1,000 point club.
- ◆ Committed to playing both football and baseball for University of North Carolina before signing with Angels... Was a four-star wide receiver recruit in football.
- ◆ Originally signed by Angels scout Chris McAlpin.

2023 LOS ANGELES ANGELS



7 >>>

JO ADELL

BORN: APRIL 8, 1999
BIRTHPLACE: SHELBY, NC
MLB SERVICE: 1 YEAR, 162 DAYS
ACQUIRED: SELECTED IN FIRST ROUND (10TH OVERALL)
OF 2017 FIRST-YEAR PLAYER DRAFT
SIGNED THRU: 2023; UNDER CLUB CONTROL; 2/3 OPTIONS USED

OPENING DAY AGE: 23
RESIDES: SCOTTSDALE, AZ

OUTFIELDER

HEIGHT >>> 6-3

WEIGHT >>> 215

BATS >>> R

THROWS >>> R

ADELL'S LIFETIME PLAYING RECORD

Year	Club	AVG	G	AB	R	H	2B	3B	HR	RBI	SH	SF	HBP	BB	IBB	SO	SB	CS	GDP	SLG	OBP	E
2017	Angels (AZL)	.288	31	118	18	34	6	6	4	21	1	1	2	10	1	32	5	0	0	.542	.351	-
	Orem	.376	18	85	25	32	5	2	1	9	0	0	1	4	0	17	3	2	3	.518	.411	-
2018	Burlington	.326	25	95	31	7	1	6	29	0	1	1	11	0	26	4	1	5	.611	.398	2	
	Inland Empire	.290	57	238	47	69	19	3	12	42	0	2	6	15	0	63	9	2	2	.546	.345	3
	Mobile	.238	17	63	14	16	6	0	2	6	0	0	2	6	0	22	2	0	0	.429	.324	1
2019	Inland Empire	.280	6	25	4	7	1	0	2	5	0	0	1	1	0	10	0	0	0	.560	.333	1
	Mobile	.308	43	159	28	49	15	0	8	23	0	1	3	19	0	41	6	0	7	.553	.390	4
	Salt Lake	.264	27	121	22	32	11	0	0	8	0	0	0	10	0	43	1	0	0	.355	.321	1
2020	LAA	.161	38	124	9	20	4	0	3	7	0	0	1	7	0	55	0	1	3	.266	.212	3
	Salt Lake	.289	73	311	57	90	17	4	23	69	0	2	4	22	0	99	8	2	5	.592	.342	3
2021	LAA	.246	35	130	17	32	5	2	4	26	1	0	1	8	0	32	2	1	3	.408	.295	0
	LAA	.224	88	268	22	60	12	2	8	27	0	1	4	11	0	107	4	2	6	.373	.264	5
	Salt Lake	.239	40	155	35	37	15	0	13	33	0	2	3	20	0	56	3	3	2	.587	.333	2
MAJOR TOTALS		.215	161	522	48	112	21	4	15	60	1	1	6	26	0	194	6	4	12	.356	.259	8
MINOR TOTALS		.289	337	1370	272	396	102	16	71	245	1	9	23	118	1	409	41	9	24	.542	.353	17

2022 SEASON

- ◆ Made first career Opening Day roster during third season with the **Angels**...Set new career highs in games, at-bats, runs, hits, doubles, home runs, RBI and stolen bases across three stints with the Halos.
- ◆ Logged five outfield assists, good for second on the Club (Taylor Ward, 6)...His four outfield assists as a left fielder were the most by an Angel since 2018 (Justin Upton, 7)...Was the first Halo left fielder to log at least four assists in less than 70 games since 2016 (Rafael Ortega).
- ◆ Connected for second career grand slam April 24 vs. Baltimore.
- ◆ In 40 games with the **Bees**, connected for 15 doubles, 13 home runs and 33 RBI.

MAJOR LEAGUE SUMMARY

2021

- ◆ In sophomore season with the **Angels**, improved in nearly every offensive category including hits, runs, average, doubles, triples, home runs, RBI, walks and runs scored...Cut strikeout rate from 41.7% in 2020 to 22.9% in 2021...Did not commit an error in 84 chances...Improved UZR in right field from -3.5 to 1.3...Recalled by the Angels Aug. 2nd...Placed on the IL with a left abdominal strain Sept. 15 and missed the remainder of the season.
- ◆ Began the season at the **Alternate Training Site** before being assigned to Triple-A in **May**.

2020

- ◆ Made Major League debut Aug. 4, 2020 vs. Seattle...Started game in right field and tallied first hit during first at-bat (infield single in third inning)...Hit first two home runs of career on Aug 29 and became third youngest Angels player ever with a multi-HR game and fifth Angels player to hit first two career HR in the same game.

ADELL



NOTABLE MINOR LEAGUE AWARDS AND HONORS

- ◆ **2021** MiLB Organizational All-Star
- ◆ **2019** MiLB Organizational All-Star...Angels Organizational Player of the Month for June...MLB Futures Game Selection...Participated in the Arizona Fall League...Arizona Fall League Player of the Week (Oct. 6)...Arizona Fall League Rising Stars Game
- ◆ **2018** MiLB Organizational All-Star...MLB Futures Game Selection...*Baseball America* Minor League All-Star...MiLB.com Cal Player of the Month (June)...California League Player of the Week (June 17)...California League Player of the Week (May 20)
- ◆ **2017** MiLB Organizational All-Star

CAREER TRANSACTIONS

- ◆ June 12, 2017...Selected by the **Angels** in the first round (10th overall) of the First-Year Player Draft.

PERSONAL/MISC

- ◆ Jordan 'Jo' Scott Adell (Uh-DEL)...On Instagram: @adell7...Originally signed by Angels scout John Burden.
- ◆ Founded Jo Adell Foundation, which focuses on Education and Workforce, Sports and Leadership, and Health and Wellness...Has hosted annual 'Jo Adell Turkey Drive' providing Thanksgiving dinners to those in need and 'Jo Adell Baseball Camp' for youth at his former high school (Ballard HS) in Louisville, KY.
- ◆ In January 2019, partnered with Reds' top prospect Hunter Greene for for Inaugural Baseball and Leadership Camp in Inglewood, CA...Over 400 current/former professional baseball players, campers and coaches gathered for a free day of baseball, leadership and development for local youths.
- ◆ In first off-season as a professional in 2017, took 'Intro to Communications' at University of Louisville.
- ◆ As high school senior in 2017, batted .562 with 25 home runs, 61 RBI, 22 stolen bases and 53 runs...25 HR led nation and fell four shy of the all-time Kentucky High School record (was highest single-season total in state since introduction of BBCOR bats in 2012)...Ranked fourth in nation in slugging percentage (1.437) and seventh in RBI.
- ◆ Named Gatorade Kentucky Baseball Player of the Year...Ranked #14 prospect in nation for 2017 Amateur Draft by MLB.com, which also listed him under best tools of any outfielder/RHP in country...Became first player drafted directly out of a Louisville high school in first round since 2001...Had verbally committed to University of Louisville...Named a two-time Under Armour All-American...Fastball clocked in mid-90s range as a prep.
- ◆ Father, Scott, was an offensive lineman drafted in 12th round by New Orleans Saints in 1992...Mother, Nicole, is principal at Newburg Junior High School (Louisville, KY) where Jo has spoken to students on multiple occasions...Sister, Jessica, played softball at the University of Louisville and University of Tennessee (freshman year).

MISCELLANEOUS STATS

TWO-HR GAMES (3)

Aug. 26, 2022 vs. Toronto

Sept. 5, 2021 vs. Texas

Aug. 29, 2020 vs. Seattle

CAREER GRAND SLAMS (2)

April 24, 2022 vs. Baltimore

Aug. 17, 2021 at Detroit

CAREER WALK-OFF HITS / RBI (1)

Sept. 5, 2020 (G1) vs. HOU (2-RBI single; 7th)

CAREER FIELDING

POS	PCT	G	PO	A	E	TC	DP
OF	.974	166	293	9	8	310	2

2023 LOS ANGELES ANGELS



39

RYAN AGUILAR

BORN: SEPT. 11, 1994
BIRTHPLACE: YORBA LINDA, CA
MLB SERVICE: 15 DAYS

OPENING DAY AGE: 28
RESIDES: ANAHEIM, CA

ACQUIRED: SIGNED AS MINOR LEAGUE FREE AGENT, DEC. 15, 2021
SIGNED THRU: 2023; UNDER CLUB CONTROL; 0/3 OPTIONS USED

OUTFIELDER

HEIGHT >>> 6-3

WEIGHT >>> 180

BATS >>> L

THROWS >>> L

NON-ROSTER INVITEE

AGUILAR'S LIFETIME PLAYING RECORD

Year	Club	AVG	G	AB	R	H	2B	3B	HR	RBI	SH	SF	HBP	BB	IBB	SO	SB	CS	GDP	SLG	OBP	F
2016	Brewers (AZL)	.278	5	18	4	5	1	0	0	2	0	1	0	3	0	1	3	0	0	.333	.364	0
	Helena	.248	40	145	30	36	11	0	2	14	2	0	0	28	0	37	6	2	3	.366	.370	2
2017	Wisconsin	.206	105	350	42	72	8	4	2	23	6	2	2	49	0	96	7	2	4	.269	.305	4
2018	Carolina	.223	126	430	51	96	21	9	8	56	6	4	2	64	5	138	5	1	3	.370	.324	3
2019	Carolina	.272	105	357	71	97	22	0	9	47	1	2	10	70	2	118	10	1	2	.409	.403	2
	Biloxi	.236	24	72	12	17	2	0	3	8	1	0	0	8	0	24	2	2	0	.389	.313	6
2020																						
2021	Biloxi	.146	74	213	41	31	4	0	6	21	3	0	5	37	0	90	9	1	5	.249	.286	4
2022	Rocket City	.271	93	291	56	79	13	3	15	50	0	1	6	66	0	103	11	3	2	.491	.415	5
	LAA	.136	7	22	2	3	1	0	0	2	0	1	1	2	0	14	0	0	0	.182	.231	0
MAJOR TOTALS		.136	7	22	2	3	1	0	2	0	1	1	2	0	14	0	0	0	.182	.231	0	0
MINOR TOTALS		.231	572	1876	307	433	82	16	45	221	19	10	25	325	7	607	53	12	19	.364	.350	26

DID NOT PLAY - No Minor League Season

2022 SEASON

- ◆ Spent majority of season with Double-A **Rocket City** and led Southern League with a .415 OBP.
- ◆ Ranked sixth among all Southern League hitters with 66 walks...Was named Southern League Player of the Week for Aug. 15-21.
- ◆ Had contract selected by **Angels**, Aug. 26 as a substitute member of roster during series at Toronto and made Major League debut that night against Blue Jays...Totaled seven games for Angels across two Major League stints.
- ◆ First MLB hit was a double, Aug. 27 off of Alek Manoah (was thrown out at third trying for a triple)...Manoah later signed a baseball congratulating Aguilar on his first hit.

CAREER HIGHLIGHTS

- ◆ Made Major League debut with Angels, Aug. 26, 2022 at Toronto.
- ◆ Southern League Player of the Week for Aug. 15-21, 2022 (batted .438 (7/16), with 2 HR, 6 RBI & 6 R).
- ◆ Carolina League Player of the Week for April 16-22, 2018 (batted .533 (8/15) with 1 2B, 1 3B, 4 RBI & 5 BB).
- ◆ Played in College World Series Championship Series in 2016 for University of Arizona.

CAREER TRANSACTIONS

- ◆ June 11, 2016...Selected by **Brewers** in 31st round of First-Year Player Draft (signed July 8, 2016).
- ◆ Dec. 15, 2021...Signed by **Angels** as minor league free agent.

PERSONAL/MISC

- ◆ Ryan Scott Aguilar.
- ◆ 2023 marks first season as a non-roster invitee to Major League Spring Training.
- ◆ Graduated from Esperanza HS (Anaheim, CA), which is 10 miles from Angel Stadium.
- ◆ While attending University of Arizona, played in College World Series Championship Series in 2016.
- ◆ Played two seasons (2013-14) at Santa Ana College (CA) before transferring to Arizona for junior year in 2015... Earned Santa Ana College MVP and Gold Glove honors as a freshman and was named First Team All-Orange Empire Conference as a sophomore.
- ◆ Enjoys fishing and camping in his spare time.
- ◆ While in college, played for Cowlitz Black Bears in the collegiate summer West Coast League.
- ◆ Originally signed by Brewers scout Jeff Scholzen.

AGUILAR



31

TYLER ANDERSON

BORN: DEC. 30, 1989
BIRTHPLACE: LAS VEGAS, NV
MLB SERVICE: 7 YEARS, 65 DAYS
ACQUIRED: SIGNED AS FREE AGENT, NOV. 16, 2022
SIGNED THRU: 2025; SIGNED THREE-YEAR CONTRACT, NOV. 16, 2022

OPENING DAY AGE: 33
RESIDES: SCOTTSDALE, AZ

LHP

HEIGHT >>> 6-2

WEIGHT >>> 220

BATS >>> L

THROWS >>> L

ANDERSON'S LIFETIME PITCHING RECORD

Year	Club	W-L	ERA	G	GS	CG	GF	SHO	SV	IP	H	R	ER	HR	HB	BB	IBB	SO	WP	BK	BAA
2012	— Asheville	12-3	2.47	20	20	2	0	1	0	120.1	102	43	33	5	3	28	0	81	5	1	.232
2013	— Modesto	3-2	3.25	13	13	0	0	0	0	74.2	62	34	27	10	2	24	0	63	3	0	.224
	— Tri-City	1-1	0.60	3	3	0	0	0	0	15.0	9	6	1	0	0	3	0	13	2	0	.164
2014	— Tulsa	7-4	1.98	23	23	0	0	0	0	118.1	91	37	26	3	4	40	0	106	8	3	.216
2015	— COLORADO	INJURED — DID NOT PLAY																			
2016	— Modesto (1)	0-0	4.91	1	1	0	0	0	0	3.2	2	2	2	0	0	5	0	6	0	0	.154
	— Hartford	1-1	1.80	2	2	0	0	0	0	10.0	6	3	2	0	0	2	0	11	3	0	.167
	— Albuquerque	1-1	2.12	3	3	0	0	0	0	17.0	15	4	4	1	0	6	0	13	2	1	.238
	— COLORADO	5-6	3.54	19	19	0	0	0	0	114.1	119	50	45	12	3	28	2	99	4	3	.272
2017	— COLORADO	6-6	4.81	17	15	0	1	0	0	86.0	88	48	46	16	2	26	0	81	6	2	.269
	— Albuquerque (1)	0-2	4.38	4	2	0	0	0	0	12.1	14	6	6	0	0	4	0	13	0	0	.304
2018	— COLORADO	7-9	4.55	32	32	0	0	0	0	176.0	165	94	89	30	3	59	1	164	9	2	.248
2019	— COLORADO	0-3	11.76	5	5	0	0	0	0	20.2	33	27	8	0	11	0	23	0	1	1	.363
2020	— SAN FRANCISCO	4-3	4.37	13	11	1	0	0	0	59.2	58	32	29	5	4	25	0	41	1	0	.256
2021	— PITTSBURGH	5-8	4.35	18	18	0	0	0	0	103.1	99	52	50	16	1	25	0	86	0	0	.251
	— SEATTLE	2-3	4.81	13	13	0	0	0	0	63.2	71	35	34	11	0	13	2	48	1	1	.280
2022	— LOS ANGELES (N.L.)	15-5	2.57	30	28	0	0	0	0	178.2	145	57	51	14	9	34	0	138	6	0	.221
MAJOR TOTALS		44-43	4.16	147	141	1	1	0	0	802.1	778	395	371	112	22	221	5	680	27	9	.255
A.L. TOTALS		2-3	4.81	13	13	0	0	0	0	63.2	71	35	34	11	0	13	2	48	1	1	.280
N.L. TOTALS		42-40	4.11	134	128	1	1	0	0	738.2	707	360	337	101	22	208	3	632	26	8	.253
MINOR TOTALS		25-14	2.45	69	67	2	0	1	0	371.1	301	135	101	19	9	112	0	306	23	5	.223

(1) rehab assignment

Disabling Injuries: **2019** — Left knee chondral defect; disabled May 22 - end of season
 Left knee inflammation; disabled April 7 - April 22
2017 — Left knee inflammation; disabled June 26 - Sept. 10
 Left knee inflammation; disabled June 4 (retro to June 1) - June 22
2016 — Oblique strain; disabled Apr. 3 - May 28
2015 — Left elbow stress fracture; disabled July 10 - end of season

2022 SEASON

- ◆ Across 30 games (28 starts) for **Dodgers**, produced a 15-5 record with 2.57 ERA (178.2 IP - 51 ER) with 138 strikeouts against just 34 walks.
- ◆ Held a 1.00 WHIP and limited opponents to a .221 average on the year.
- ◆ Tossed 5.0+ innings in 26 of his 28 starts...Tallied season-high 10 strikeouts Oct. 2 vs. Colorado; third 10-strikeout game of career (also 8/24/16 at MIL and 5/6/17 vs. ARI - both as member of Rockies).
- ◆ Led Dodgers staff with 178.2 IP (career-high) and ranked third with 15 wins (career-high), second with 28 starts, and second with 138 strikeouts...Also had career-bests in ERA (2.57), WHIP (1.00) and opponent average (.221)
- ◆ Made first career All-Star game, but did not pitch in the game.
- ◆ Posted a 3-0 record with a 1.11 ERA (32.1 IP - 4 ER) and 24 strikeouts in July
- ◆ Took a no-hitter into 9th inning of June 15 start vs. Angels, walking two and striking out eight...Shohei Ohtani's one out triple in the 9th inning originally broke up the no-hit bid; following the game, an official scoring change overturned an error call, resulting in Jared Walsh breaking up the no-hitter with a 7th inning infield single.
- ◆ Had a 28.0 scoreless inning streak spanning May 17 - June 9.

CAREER HIGHLIGHTS

- ◆ Enters eighth Major League season in 2023 and first year of a three-year contract with Angels...Has pitched in 147 career MLB games (141 starts) with Colorado (2016-2019), San Francisco (2020), Pittsburgh (2021), Seattle (2021) and Los Angeles (N.L.) (2022).
- ◆ Tossed first career complete game, Aug. 22, 2020 vs. Arizona as a member of Giants, allowing one run (unearned) on three hits with four strikeouts.
- ◆ Recorded consecutive outings of 8.0 scoreless innings on June 29, 2018 at Dodgers and July 4, 2018 vs. Giants.
- ◆ Made first Opening Day roster with Colorado in 2017 and has done so each subsequent season.
- ◆ In 2017, recorded second-lowest ERA (3.54) by a Colorado rookie pitcher (minimum 100 IP).
- ◆ On July 9, 2016 vs. Philadelphia, became second player in Rockies history to record his first Major League win, hit and home run in the same game, joining Jason Jennings (MLB debut - Aug. 23, 2001 at New York (N.L.)).
- ◆ Made Major League debut with Colorado, June 12, 2016 vs. San Diego.

MAJOR LEAGUE SUMMARY

2021

- ◆ Split season between **Pirates** and **Mariners**, totaling 31 starts between both clubs.
- ◆ Began year with Pittsburgh, where he appeared in 18 starts and posted a 1.20 WHIP, before being dealt to Seattle, July 27, for two prospects, C Carter Bins and RHP Joaquin Tejada.
- ◆ Went a season-high 8.0 innings May 9 at Chicago (N.L.) during his time with the Pirates.
- ◆ Registered a season-high seven strikeouts in five different starts (four with Pirates), his last coming Sept. 20 at Oakland.
- ◆ Held righties to a .261 (127/486) average in 126.2 IP along with tallying 108 of his 134 strikeouts against right-handed batters.

2020

- ◆ In only season with **Giants**, ranked second on San Francisco's staff in wins and starts and tied for second in innings pitched.
- ◆ Recorded four starts without allowing an earned run, becoming one of just five pitchers in MLB to record 4+ games of at least 5.0 innings pitched and no earned runs allowed, along with Cleveland's Shane Bieber (6), Kansas City's Brad Keller (5), Milwaukee's Corbin Burnes (4) and St. Louis' Kwang Hyun Kim...(4).
- ◆ Tossed first career complete game Aug. 22 vs. Arizona, allowing one run (unearned) on three hits with four strikeouts.
- ◆ Made two relief appearances (July 29 vs. San Diego & Aug. 2 vs. Texas) during the first two weeks of the season.
- ◆ Was ejected from game on Sept. 17 vs. Seattle in bottom of 3rd inning for arguing balls and strikes (second career ejection and first since 2016).
- ◆ Went 3-0 with a 2.75 ERA (19.2 IP - 6 ER) in his last four games of the season, including two starts with no earned runs allowed.

2019

- ◆ Made third career Opening Day roster with **Rockies** in his fourth Major League season.
- ◆ Totaled five starts before missing remainder of the season due to a left knee injury.
- ◆ On April 28 at Atlanta, became fifth Rockies pitcher to record at least nine strikeouts in fewer than 5.0 innings pitched.
- ◆ Placed on the 10-day injured list April 7 after making two starts...Was reinstated April 22 and made three starts additional starts before being optioned to Triple-A May 4...Recalled and placed on 60-day injured list May 22 with a left-knee chondral defect.
- ◆ Underwent season-ending left knee surgery June 11, to correct a chondral defect.

2018

- ◆ Set professional career highs in starts (32) and strikeouts (164) in third season with **Rockies**.
- ◆ Went 6-3 with a 3.72 ERA (113.2 IP - 47 ER) in 20 starts in first half.
- ◆ Recorded consecutive outings of 8.0 scoreless innings June 29 at Los Angeles (N.L.) and July 4 vs. San Francisco... Was third pitcher in Colorado history to record consecutive outings of 8.0+ scoreless innings (also: Ubaldo Jimenez, May 26-31, 2010 and Jason Marquis, June 30-July 6, 2009)...First Rockies pitcher to accomplish that feat while allowing four or fewer hits in each start and first MLB pitcher to do so since Jake Arrieta, Aug. 30-Sept. 5, 2015.
- ◆ Pitched 7.2 shutout innings in final start of regular season Sept. 30 vs. Washington...Marked third start of season with 7.2+ shutout innings, marking the most such starts for a Rockies pitcher since Ubaldo Jiménez in 2010.

2017

- ◆ With **Rockies**, made first career Opening Day roster and went 6-6 with a 4.81 ERA (86.0 IP - 46 ER) across 17 appearances (15 starts).



- ◆ Had two relief appearances (June 22 vs. Arizona and Sept. 11 at Arizona), which were the first of his professional career...Went 1-0 and pitched 5.0 scoreless innings across the two bullpen outings.
- ◆ Had two different stints on disabled list...Initially placed on Colorado's 10-day disabled list June 4 (retroactive to June 1) with left knee inflammation...Reinstated June 22 but made just two appearances (one start) before being placed back on DL June 26.
- ◆ Underwent arthroscopic surgery on left knee July 3 and was transferred to the 60-day DL July 26.
- ◆ After being reinstated from DL Sept. 10, was 3-1 with a 1.19 ERA (22.2 IP - 3 ER), three walks and 18 strikeouts in four appearances (three starts).
- ◆ Pitched 7.0 scoreless innings in last start of season, Sept. 26 vs. Miami; was longest scoreless outing of his career, to date.
- ◆ Had career-high tying 10 strikeouts May 6 vs. Arizona (also: Aug. 24, 2016 at Milwaukee), the first double-digit strikeout game of his career at Coors Field.

2016

- ◆ Began season on 15-day disabled list after straining his oblique in Spring Training.
- ◆ Made one rehab start for Adv.-A **Modesto**, May 8, before being reinstated and optioned to Double-A **Hartford**... After two starts with Yard Goats, was transferred to Triple-A **Albuquerque**, May 26 where he made three starts before being recalled by Colorado June 11 and would spend rest of the season in Majors.
- ◆ Made Major League debut with **Rockies** June 12 vs. San Diego (ND; 6.1 IP, 6 H, 1 ER, 0 BB, 6 SO).
- ◆ Finished year with a 3.54 ERA (114.1 IP - 45 ER) in 19 total starts for Colorado...The ERA was second-lowest by a rookie in franchise history (minimum 100 IP)...Only lower ERA belongs to Jhoulys Chacin (3.28 ERA in 2010).
- ◆ After his recall, ranked among MLB rookie pitchers in FIP (3.64; 1st), innings pitched (114.1; 1st), ERA (3.54; 2nd), starts (19; T3rd) and strikeouts (99; 4th).
- ◆ Earned first career win July 9 vs. Philadelphia (W; 6 IP, 9 H, 2 ER, 0 BB, 6 SO)...Also went 2-for-2 with a home run and two RBI...Recorded a single in 3rd inning for his first Major League hit and hit his first Major League home run in his next at-bat (both hits came off Philadelphia's Jerad Eickhoff); only homer by a Rockies pitcher in 2016... Became second Rockies pitcher to record his first Major League win, hit and home run in same game since Jason Jennings, in his Major League debut, Aug. 23, 2001 at New York (N.L.)...Became second active pitcher to accomplish the feat, joining Kenta Maeda, April 6, 2016 at San Diego.
- ◆ Allowed two-or-fewer earned runs in nine of first 11 Major League starts and went 4-0 with a 3.05 ERA (38.1 IP - 13 ER) and 31 strikeouts across six games from July 9 - Aug. 8.

2015

- ◆ Had contract selected by **Rockies**, Nov. 20, 2014 but missed entire 2015 season due to a left elbow injury.

POSTSEASON SUMMARY

- ◆ Made postseason debut in **2017** with **Rockies** and pitched 1.0 inning of relief in National League Wild Card Game at Arizona, allowing two runs on two hits, including one home run.
- ◆ Made first career postseason start in **2018** with **Rockies** in Game 2 of NLDS at Milwaukee...Pitched 6.0 innings and allowed one run on four hits with two walks and five strikeouts, but took losing decision in Brewers 4-0 victory.
- ◆ In **2022**, with **Dodgers** worked 5.0 scoreless innings in start in Game 4 of NLDS at San Diego...Allowed two hits and two walks with six strikeouts in Padres 5-3 win.

WILD CARD TOTALS

Year	Club, Opp.	W-L	ERA	G	GS	CG	SHO	SV	IP	H	R	ER	BB	SO
2017	COL, ARI	0-0	18.00	1	0	0	0	0	1.0	2	2	2	0	1
2018	COL, CHC				<i>Did not pitch</i>									
Totals		0-0	18.00	1	0	0	0	0	1.0	2	2	2	0	1

DIVISION SERIES TOTALS

Year	Club, Opp.	W-L	ERA	G	GS	CG	SHO	SV	IP	H	R	ER	BB	SO
2018	COL, MIL	0-1	1.50	1	1	0	0	0	6.0	4	1	1	2	5
2022	LAD, SD	0-0	0.00	1	1	0	0	0	5.0	2	0	0	2	6
Totals		0-1	0.82	2	2	0	0	0	11.0	6	1	1	4	11

NOTABLE MINOR LEAGUE AWARDS AND HONORS

- ◆ **2014** Texas League Pitcher of the Year...Texas League Post-Season All-Star...*MiLB.com* Organization All-Star...*Baseball America* Double-A All-Star.
- ◆ **2013** *MiLB.com* Organization All-Star.
- ◆ **2012** South Atlantic League Post-Season All-Star...*MiLB.com* Organization All-Star...South Atlantic League Pitcher of the Week (July 23-29).

2023 LOS ANGELES ANGELS

CAREER TRANSACTIONS

- ◆ June 5, 2008...Selected by **Twins** in 50th round of First-Year Player Draft (did not sign).
- ◆ June 6, 2011...Selected by **Rockies** in first round (20th overall) of First-Year Player Draft (signed Aug. 15, 2011).
- ◆ Oct. 30, 2019...Selected off waivers from **Rockies** by **Giants**.
- ◆ Dec. 3, 2019...Signed by **Giants** to one-year contract.
- ◆ Feb. 17, 2021...Signed by **Pirates** to one-year contract.
- ◆ July 28, 2021...Traded by **Pirates** to **Mariners** for minor league C Carter Bins and RHP Joaquin Tejada.
- ◆ March 18, 2022...Signed by **Dodgers** to one-year contract.
- ◆ Nov. 16, 2022...Signed by **Angels** to three-year contract.

PERSONAL/MISC

- ◆ Tyler John Anderson.
- ◆ Wife's name is Taitym...Has two daughters Halleigh and Brinkleigh and a son, Tucker.
- ◆ Is a 2008 graduate of Spring Valley HS (Las Vegas, NV)...Was a Little League teammate with nine-year MLB veteran LHP Chasen Shreve.
- ◆ Studied political science at University of Oregon, where he was part of Oregon's original class as the Ducks brought back baseball for 2009 after the program was discontinued following the 1981 season...Earned Pac-10 All-Conference honors in 2010 and 2011.
- ◆ Played for Team USA's Collegiate National team, helping USA win a Silver Medal at the FISU World Championships.
- ◆ His father, John, played baseball collegiately and professionally.
- ◆ Enjoys playing golf...Favorite food is Mexican.
- ◆ Originally signed by Rockies scout Jesse Retzlaff.

MAJOR LEAGUE HITTING TOTALS

	AVG	AB	R	H	2B	3B	HR	RBI	SH	SF	HBP	BB	IBB	SO	SB	CS	GDP	SLG	OBP
CAREER	.095	158	11	15	0	0	2	5	16	0	1	9	0	94	0	0	3	.133	.149

CAREER FIELDING

POS	PCT	G	PO	A	E	TC	DP
P	.933	147	38	128	12	178	12

ANDERSON'S CAREER HIGHS

	SEASON	GAME
Wins	15 — 2022	SO 10 — 3 times; last, 10/2/22 vs. COL
Losses	11 — 2021	IP 9.0 — 8/22/20 vs. ARI
ERA	2.57 — 2022	R & ER 9 — 3 times; last, 9/25/21 at LAA
IP	178.2 — 2022	BB 6 — 4/15/18 at WSH
SO	164 — 2018	H 11 — 5/30/17 vs. SEA
Win Streak	8 — 4/15/22-6/15/22	



ANDERSON



83

SAM BACHMAN

BORN: SEPT. 30, 1999

BIRTHPLACE: INDIANAPOLIS, IN

ACQUIRED: SELECTED IN FIRST ROUND (NINTH OVERALL) OF 2021 FIRST-YEAR PLAYER DRAFT

SIGNED THRU: 2023; UNDER CLUB CONTROL; 0/3 OPTIONS USED

OPENING DAY AGE: 23

RESIDES: FISHERS, IN

RHP

HEIGHT >>> 6-1

WEIGHT >>> 235

BATS >>> R

THROWS >>> R

NON-ROSTER INVITEE

BACHMAN'S LIFETIME PITCHING RECORD

Year	Club	W-L	ERA	G	GS	CG	GF	SHO	SV	IP	H	R	ER	HR	HB	BB	IBB	SO	WP	BK	BAA
2021	—Tri-City	0-2	3.77	5	5	0	0	0	0	14.1	13	7	6	1	1	4	0	15	0	0	.245
2022	—Rocket City	1-1	3.92	12	12	0	0	0	0	43.2	41	24	19	4	3	25	0	30	3	0	.248
MINOR TOTALS		1-3	3.88	17	17	0	0	0	0	58.0	54	31	25	5	4	29	0	45	3	0	.248

2022 SEASON

- ◆ Spent entire season with Double-A **Rocket City** and began year on injured list (back spasms).
- ◆ Made season debut May 6 and was unscored upon in each of first three starts for Trash Pandas (11 IP), while allowing five total hits and four walks with six strikeouts.
- ◆ Exited start on May 27 (Game 2) vs. Tennessee after 2.2 innings and returned to IL (back spasms) until his return July 23.
- ◆ Following return from IL, allowed three-or-fewer earned runs in six of eight starts to finish season.
- ◆ In final start of year, Sept. 14 vs. Birmingham, earned first professional win and recorded a season-high five strikeouts.

CAREER HIGHLIGHTS

- ◆ Enters 2023 ranked by *Baseball America* as Angels #7 prospect (#3 pitcher) and has the best rated slider in Angels system...In 2022, was Angels #2 prospect and has the best rated fastball in Angels system.
- ◆ As the ninth overall selection in 2021 Draft, became the Angels highest drafted player since Troy Glaus was the third overall pick in the 1997 Draft.
- ◆ Earned First-Team All-MAC honors as a freshman in 2019, in addition to being named a Freshman All-American and MAC Freshman of the Year.

CAREER TRANSACTIONS

- ◆ July 11, 2021...Selected by **Angels** in first round (ninth overall) of First-Year Player Draft (signed July 19, 2021).

PERSONAL/MISC

- ◆ Samuel Duane Bachman...On Twitter: @SamBachman6.
- ◆ 2023 marks first season as a non-roster invitee to Angels Major League Spring Training.
- ◆ Majored in microbiology at Miami (OH) University, where he pitched three seasons and was a two-time First-Team All-MAC honoree...In junior year at Miami, had a 1.81 ERA (59.2 IP – 12 ER) and 93 strikeouts in 12 starts; his ERA ranked seventh among qualified NCAA Division I pitchers.
- ◆ Was first ever Miami player to be selected in the first round of Major League Baseball Draft.
- ◆ Attended Hamilton Southeastern HS (Fishers, IN) where he was a two-year letterwinner at pitcher...Made 21 career appearances, striking out 100 of 307 batters faced.
- ◆ Originally signed by Angels scout John Burden.

2023 LOS ANGELES ANGELS



19 >>>

LUIS BARRERA

BORN: NOV. 15, 1995

BIRTHPLACE: TAMBORIL, DR

MLB SERVICE: 79 DAYS

ACQUIRED: SIGNED AS MINOR LEAGUE FREE AGENT, DEC. 15, 2022

SIGNED THRU: 2023; UNDER CLUB CONTROL; 4/4 OPTIONS USED

OPENING DAY AGE: 27

RESIDES: TAMBORIL, DR

OUTFIELDER

HEIGHT >>> 6-0

WEIGHT >>> 195

BATS >>> L

THROWS >>> L

NON-ROSTER INVITEE

BARRERA'S LIFETIME PLAYING RECORD

Year	Club	AVG	G	AB	R	H	2B	3B	HR	RBI	SH	SF	HBP	BB	IBB	SO	SB	CS	GDP	SLG	OBP	E
2013	— Athletics (DSL)	.190	39	126	15	24	5	4	4	20	0	2	3	18	0	22	3	3	2	.389	.302	2
2014	— Athletics (DSL)	.130	16	46	2	6	0	0	0	3	1	0	0	5	0	12	2	0	2	.130	.216	0
2015	— Athletics (AZL)	.287	37	115	17	33	3	2	0	12	2	4	0	12	0	26	1	0	0	.348	.344	4
2016	— Vermont	.321	41	159	26	51	10	0	2	18	0	2	0	16	0	29	5	2	2	.421	.379	1
	— Beloit	.286	19	70	8	20	4	2	1	4	1	1	0	4	0	17	3	1	0	.443	.320	1
2017	— Beloit	.277	73	278	41	77	13	7	3	22	1	3	3	16	0	61	13	7	7	.406	.320	2
	— Stockton	.228	35	114	15	26	2	0	4	16	1	1	0	8	0	25	3	1	3	.351	.276	4
2018	— Stockton	.284	88	313	51	89	18	7	3	46	1	2	3	32	0	63	10	4	5	.415	.354	3
	— Midland	.328	36	131	24	43	8	4	0	18	1	1	2	9	0	18	13	3	3	.450	.378	1
2019	— Midland	.321	54	224	35	72	9	11	4	24	2	1	1	12	1	48	9	7	4	.513	.357	2
2020	—																					
2021	— Las Vegas	.276	96	341	53	94	16	6	4	37	1	4	1	39	0	67	10	2	7	.393	.348	10
	— OAKLAND	.250	6	8	1	2	0	0	0	0	0	0	0	0	0	2	0	0	0	.250	.250	0
2022	— Las Vegas	.263	85	312	55	82	16	7	8	45	1	3	3	29	0	68	9	3	5	.436	.329	7
	— OAKLAND	.234	32	77	3	18	5	0	1	7	0	1	1	6	0	17	3	0	2	.338	.294	3
MAJOR TOTALS		.235	38	85	4	20	5	0	1	7	0	1	1	6	0	19	3	0	2	.329	.290	3
MINOR TOTALS		.277	619	2229	342	617	104	50	33	265	12	24	16	200	1	456	81	33	40	.413	.337	37

DID NOT PLAY — Participated at Athletics Alternate Training Site

2022 SEASON

- ◆ Began year with Triple-A **Las Vegas** and batted .314 (22/70) with six doubles, one triple, three home runs and eight RBI in 17 April games for Aviators.
- ◆ Recorded walk-off homers in consecutive Aviators home games (April 10 vs. Reno & April 19 vs. El Paso).
- ◆ Had contract selected by **Athletics**, May 9 and totaled 32 games for Oakland during big league stint.
- ◆ First career MLB home run was a walk-off vs. Angels, May 14 (Game 1) with three-run HR off Raisel Iglesias.
- ◆ Second player in MLB history whose first career HR was a walk-off with his team trailing by multiple runs and down to its final out (Hank Severid, St. Louis Browns, April 17, 1915 vs. White Sox).

CAREER HIGHLIGHTS

- ◆ Made Major League debut with Oakland, May 19, 2021 vs. Houston.
- ◆ Was named MVP of 2019 Texas League All-Star Game...Went 3-for-5 with two runs and a triple in a start in CF.
- ◆ Rated as A's #7 prospect by *Baseball America* following 2020 season.
- ◆ Did not appear in a game during 2020 season, but was on A's Taxi Squad for Wild Card Series and Division Series.

CAREER TRANSACTIONS

- ◆ July 3, 2012...Signed by **Athletics** as international free agent.
- ◆ Dec. 15, 2022...Signed by **Angels** as minor league free agent.

PERSONAL/MISC

- ◆ Luis Rafael Barrera.
- ◆ Luis, and his wife, Marlin, have one child, Lizmarlin.
- ◆ Played for Mesa in Arizona Fall League in 2018, representing A's organization...Named to Rising Stars Game.
- ◆ Has played in Dominican Winter League for Tigres del Licey each offseason since 2018-19.
- ◆ Originally signed by Athletics scout Raymond Abreu.

BARRERA



51

JAIME BARRIA

BORN: JULY 18, 1996

BIRTHPLACE: PANAMA CITY, PANAMA

MLB SERVICE: 3 YEARS, 35 DAYS

ACQUIRED: SELECTED AS INTERNATIONAL FREE AGENT, APRIL 11, 2013

SIGNED THRU: 2023; UNDER CLUB CONTROL; 4/4 OPTIONS USED

OPENING DAY AGE: 26

RESIDES: PANAMA CITY, PANAMA

RHP

HEIGHT >>> 6-1

WEIGHT >>> 210

BATS >>> R

THROWS >>> R

BARRIA'S LIFETIME PITCHING RECORD

Year	Club	W-L	ERA	G	GS	CG	GF	SHO	SV	IP	H	R	ER	HR	HB	BB	IBB	SO	WP	BK	BAA
2013	— Angels (DSL)	0-1	10.80	4	0	0	0	0	0	5	13	8	6	0	1	1	0	4	1	0	.481
2014	— Angels (DSL)	4-4	3.03	16	8	0	2	0	1	59.1	57	27	20	1	2	11	0	55	1	0	.252
2015	— Angels (AZL)	3-0	2.00	7	6	0	0	0	0	36	40	12	8	0	0	3	0	31	3	1	.280
	Orem	2-4	6.21	8	8	0	0	0	0	33.1	45	27	23	4	1	7	0	30	5	0	.324
2016	— Burlington	8-6	3.85	25	25	0	0	0	0	117	133	58	50	6	3	21	0	78	10	0	.282
2017	— Inland Empire	4-3	2.48	11	11	0	0	0	0	65.1	48	20	18	6	3	13	0	57	3	1	.202
	Mobile	1-6	3.21	12	12	1	0	1	0	61.2	62	27	22	8	0	15	0	47	8	0	.256
	Salt Lake	2-0	2.45	3	3	0	0	0	0	14.2	11	5	4	0	1	3	0	13	0	0	.208
2018	— Salt Lake	0-0	3.50	5	5	0	0	0	0	18	20	7	7	2	1	5	0	19	0	0	.282
	LAA	10-9	3.41	26	26	0	0	0	0	129.1	117	50	49	17	6	47	0	98	3	1	.242
2019	— Salt Lake	3-3	9.68	10	10	1	0	0	0	48.1	73	53	52	16	2	10	0	44	0	1	.343
	LAA	4-10	6.42	19	13	0	1	0	0	82.2	92	61	59	24	2	27	0	75	1	0	.275
2020	— LAA	1-0	3.62	7	5	0	2	0	0	32.1	27	13	13	3	1	9	1	27	0	0	.223
2021	— LAA	2-4	4.61	13	11	0	0	0	0	56.2	70	29	29	8	2	19	0	35	0	0	.307
	Salt Lake	3-2	4.41	10	10	1	0	0	0	49.0	54	30	24	10	1	8	0	34	0	0	.270
2022	— LAA	3-3	2.61	35	1	0	21	0	0	79.1	63	29	23	11	3	19	0	54	3	0	.217
MAJOR TOTALS		20-26	4.09	100	56	0	24	0	0	380.1	369	182	173	63	14	121	1	289	7	1	.253
MINOR TOTALS		30-29	4.15	111	98	3	2	1	1	507.2	556	274	234	53	15	97	0	412	31	3	.290

Disabling Injuries: 2021 — Right shoulder impingement; disabled Sept. 26 - end of season

2022 SEASON

- ◆ In fifth Major League season with **Angels**, pitched in career-high 35 games (one start) and led Angels bullpen with 74.2 innings pitched as a reliever.
- ◆ Made an Opening Day roster for first time in career...Was one of three players to remain on Angels active roster for entire season, joining Shohei Ohtani and Patrick Sandoval.
- ◆ Led Major League relievers with 11 appearances of 3.0+ innings pitched...His 22 outings of 2.0+ innings pitched ranked third among MLB relievers.
- ◆ Six relief appearances of 3.0+ IP without allowing an earned run are the most by an Angels pitcher in a single season since Scot Shields had seven in 2003.
- ◆ Had a 0.54 ERA (16.2 IP - 1 ER) with 15 strikeouts from April 17 - May 29 across six appearances.
- ◆ Following All-Star Break, pitched to a 2.04 ERA (35.1 IP - 8 ER) in 18 outings (one start).
- ◆ Only start of season came on Aug. 6 at Seattle in Game 1 of a doubleheader (L; 4.2 IP, 3 H, 2 ER, 4 BB, 3 SO).

PANAMANIAN HALOS

Jaime Barria is the first Panama-born pitcher in Angels history

The only other player in franchise history who was born in Panama is Hall of Famer Rod Carew

MAJOR LEAGUE SUMMARY

2021

- ◆ Appeared in 13 games (11 starts) for **Angels** in his fourth Major League season...Began season at Alternate Training Site before making season debut in relief Apr. 10 at Toronto (Dunedin, FL) in only appearance of first big league stint of year.

2023 LOS ANGELES ANGELS

- ◆ Worked 4.0 scoreless innings in relief May 18 vs. Cleveland before returning to Triple-A **Salt Lake** and rejoining starting rotation.
- ◆ After nine starts for Salt Lake from May 29-July 20, returned to Angels rotation July 25 and earned wins in each of his first two starts after allowing just two total runs in 13.2 innings pitched.
- ◆ Pitched to a 2.78 ERA (32.1 IP - 10 ER) at Angel Stadium across seven games (six starts)...Made four starts in day games and went 2-0 with a 1.71 ERA (21 IP - 4 ER).
- ◆ Missed final seven games of season on injured list (right shoulder impingement).

2020

- ◆ Totaled seven games (five starts) for **Angels** throughout three Major League stints...Pitched out of bullpen in first two appearances (Aug. 18 & Aug. 25-Game 1) before joining starting rotation for remainder of regular season.
- ◆ Allowed three-or-fewer runs in all seven appearances and two-or-fewer runs in six of seven contests.
- ◆ Angels were victorious in each of his four September starts
- ◆ Held opponents to a .211 (19/90) average against off-speed pitches, including a .188 (12/64) mark against his slider.

2019

- ◆ Made 19 appearances (13 starts) for **Angels** across eight stints in Majors...Four of six relief appearances were as “primary” pitcher following an Opener.
- ◆ Earned win in first career relief appearance April 10 vs. Milwaukee (2.2 IP, 4 H, 1 ER, 0 BB, 3 SO)...Had pitched exclusively as a starter in Angels organization since July 2015, encompassing previous 96 combined MLB/MiLB outings.
- ◆ Pitched to a 2-2 record with a 3.06 ERA (32.1 IP - 11 ER) at Angel Stadium compared with a 2-8 record and 8.58 ERA (50.1 IP - 48 ER) on the road.
- ◆ Had streak of three straight appearances with 6+ strikeouts June 6 – July 3, which tied for longest such streak by an Angels pitcher in 2019.
- ◆ In 10 games for Triple-A **Salt Lake**, was 3-3 with an 9.68 ERA (48.1 IP – 52 ER) and 44 strikeouts.

2018

- ◆ Entered 2018 ranked by *Baseball America* as #6 prospect in Angels organization and the top pitching exclusive prospect (RHP/DH Shohei Ohtani was ranked #1)...Ranked #7 by *MLB.com* in the Halos system.
- ◆ After opening season with Triple-A **Salt Lake**, made Major League debut with **Angels** April 11 at Texas and earned win after tossing five innings and allowing one run on one hit (HR by Ryan Rua)...At 21 years, 267 days, was youngest A.L. pitcher to earn a win during 2018 season...Became youngest Angels player to make his Major League debut since Mike Trout (19 years, 335 days), July 8, 2011.
- ◆ Ranked third among American League rookies in wins, innings pitched, ERA (min. 75 IP) and batting average against...First Angels pitcher to record 10+ wins in his debut season since Jose Arredondo (10 wins in 2008).
- ◆ Pitched to a 2.47 ERA (62 IP – 17 ER) on the road, which ranked fourth in American League (min. 50 IP).
- ◆ Was first Angels rookie to make 26+ starts in a season since Scott Schoeneweis (27) in 2000.
- ◆ Carried no-hitter through first 5.1 innings of start on May 3 vs. Baltimore before allowing a single to Trey Mancini.
- ◆ Set career high with 12 consecutive scoreless innings pitched between Aug. 31 – Sept. 10.
- ◆ During start on April 22 vs. San Francisco, tossed 49 pitches in a scoreless first inning, including a Major League record 21-pitch at-bat vs. Brandon Belt (previous record was 20 pitches seen by Houston’s Ricky Gutierrez vs. Cleveland RHP Bartolo Colon on June 26, 1998).

GENERATION GAP

When they faced off on June 1, 2018 at Angel Stadium, the 23 years, 55 days difference in age (8,456 total days) between Bartolo Colon (45 years, 8 days) and Jaime Barria (21 years, 318 days) was the largest in any Angels game in franchise history. The duo matched that record when they faced off again on Sept. 5 at Globe Life Park.

BARRIA

NOTABLE MINOR LEAGUE AWARDS AND HONORS

- ◆ **2017** Futures Game Selection...California League Mid-Season All-Star...Angels Organizational Pitcher of the Month for May and June...Angels Pitching Prospect of the Year (MLBPipeline.com).
- ◆ **2016** Midwest League Mid-Season All-Star.

CAREER TRANSACTIONS

- ◆ Apr. 11, 2013...Signed by **Angels** as international free agent.



PERSONAL/MISC

- ◆ Jaime Jonathan Barria Soto.
- ◆ Pitched for Tigres del Licey in Dominican Winter League during 2020-21 offseason.
- ◆ Married his wife Adrianys Rodriguez following the 2020 season...Welcomed first child, Oct. 15, 2020 with birth of daughter April.
- ◆ First Panama-born pitcher in Angels history...The only other player in franchise history who was born in Panama is Hall of Famer Rod Carew.
- ◆ Originally signed by Angels scout Roman Ocumarez.

MAJOR LEAGUE HITTING TOTALS

	AVG	AB	R	H	2B	3B	HR	RBI	SH	SF	HBP	BB	IBB	SO	SB	CS	GDP	SLG	OBP
CAREER	.000	10	0	0	0	0	0	0	0	0	0	0	0	5	0	0	1	.000	.000

CAREER FIELDING

POS	PCT	G	PO	A	E	TC	DP
P	1.000	100	20	26	0	46	2

BARRIA'S CAREER HIGHS

SEASON

Wins	10 — 2018
Losses	10 — 2019
ERA	2.61 — 2022
IP	129.1 — 2018
SO	98 — 2018

GAME

SO	8 — Twice; 9/18/20 vs. TEX & 7/3/19 at TEX
IP	7.0 — 3 times; last, 9/6/21 vs. TEX
R & ER	10 — 7/19/19 at SEA
BB	6 — 9/28/18 vs. OAK
H	10 — Twice; 9/20/21 vs. HOU & 4/27/19 at KC

GENE AUTRY MEMORIAL STATUE


Dedicated April 1, 1998

The Gene Autry statue is a life-size bronze piece depicting the longtime Angels owner, who became a legend in the entertainment industry in a career that spanned seven decades. Autry's first steps toward becoming a sports legend came when he took over the ownership of the Los Angeles Angels expansion team in 1960, a position he has held for over three decades.

At the base of the statue lay five of Autry's replica stars from the Hollywood Walk of Fame. The statue is placed in the Angel Stadium perimeter plaza, located just inside Gate 2.

INSCRIPTION: *GENE AUTRY - Founder of California Angels, 1961. His uniform number 26 was retired in 1982 by the players.*

Singing Cowboy. Actor. Composer. Air Force Pilot. Entrepreneur. Baseball Fan. Philanthropist. 88th Degree Mason. Best Friend.





75

TREY CABBAGE

BORN: MAY 3, 1997

BIRTHPLACE: KNOXVILLE, TN

ACQUIRED: SIGNED AS MINOR LEAGUE FREE AGENT, NOV. 28, 2021

SIGNED THRU: 2023; UNDER CLUB CONTROL; 0/3 OPTIONS USED

OPENING DAY AGE: 25

RESIDES: BLAINE, TN

OUTFIELDER

HEIGHT >>> 6-3

WEIGHT >>> 200

BATS >>> L

THROWS >>> R

NON-ROSTER INVITEE

CABBAGE'S LIFETIME PLAYING RECORD

Year	Club	AVG	G	AB	R	H	2B	3B	HR	RBI	SH	SF	HBP	BB	IBB	SO	SB	CS	GDP	SLG	OBP	E
2015	Twins (GCL)	.252	33	119	8	30	2	0	0	13	0	1	2	7	0	37	1	5	2	.269	.302	7
2016	Elizabethhton	.204	31	98	16	20	5	1	2	8	0	0	2	11	0	38	2	1	2	.337	.297	9
2017	Elizabethhton	.240	13	50	10	12	3	1	2	10	0	0	0	11	0	16	1	0	0	.460	.377	2
	Cedar Rapids	.224	47	161	12	36	7	1	2	13	0	2	0	15	0	57	0	2	3	.317	.287	5
2018	Cedar Rapids	.244	99	340	34	83	22	4	8	45	0	3	4	28	2	119	3	0	5	.403	.307	12
2019	Cedar Rapids	.313	18	67	16	21	1	1	6	16	0	0	1	9	0	20	2	0	0	.627	.403	1
	Fort Myers	.222	81	284	41	63	19	3	9	37	0	1	3	21	3	97	5	1	6	.405	.282	6
2020																						
2021	Cedar Rapids	.266	40	143	21	38	10	1	9	33	0	1	1	16	1	50	4	0	1	.538	.342	3
	Wichita	.262	68	244	40	64	10	1	18	49	0	1	2	31	1	110	2	0	0	.533	.349	3
2022	Rocket City	.327	30	113	21	37	6	1	10	32	0	1	2	20	1	47	10	2	2	.664	.434	0
MINOR TOTALS		.250	460	1619	219	404	85	14	66	256	0	10	17	169	8	591	30	11	21	.442	.325	48

2022 SEASON

- ◆ With Double-A **Rocket City**, earned Southern League Player of the Month honors for April after leading the league in average (.356), home runs (8), RBI (21), total bases (57), slugging percentage (.781) and OPS (1.265) and ranked second in OBP (.484), third in hits (26) and walks (6) and fifth in runs (15).
- ◆ Also, named Southern League Player of the Week for April 25 - May 1...In five games, hit .471 (8/17) with one double, three home runs, seven RBI, five walks and a 1.668 OPS.
- ◆ On April 10 at Birmingham, hit a single off the wall, measured by Trackman at 121 MPH.
- ◆ Hit a walk-off grand slam, May 6 vs. Chattanooga and finished the game with six RBI (most in a game for any Angels minor league player in 2022).
- ◆ Suffered a fractured left forearm, May 13 at Pensacola and missed remainder of season on injured list.

CAREER HIGHLIGHTS

- ◆ Named Southern League Player of the Month for April 2022.
- ◆ Was selected as a 2021 Twins *MiLB.com* Organizational All-Star.
- ◆ Made professional debut at age 18, June 24, 2015 for GCL Twins vs. GCL Orioles.

CAREER TRANSACTIONS

- ◆ June 9, 2015...Selected by **Twins** in fourth round of First-Year Player Draft (signed June 15, 2015).
- ◆ Nov. 28, 2021...Signed by **Angels** as minor league free agent.

PERSONAL/MISC

- ◆ Trey Aaron Cabbage...On Twitter: @treycabbage.
- ◆ 2023 marks first season as a non-roster invitee to Major League Spring Training.
- ◆ Played for Tomateros de Culiacan in Mexican Winter League following 2022 season.
- ◆ Four-year multi-sport athlete in baseball and basketball for Grainger HS (Rutledge, TN)...Hit .464 with 11 doubles, six triples, eight HR and 50 RBI as a junior and also stole 23 bases...On the mound, posted a 2.06 ERA with 106 strikeouts...Named a three-time All-District and All-State player, as well as Freshman of the Year in 2012...Played travel ball with Team Elite Roadrunners and was a 2014 Perfect Game Preseason.
- ◆ Championship participant with Team Elite.
- ◆ Originally signed by Twins scout Alan Sandberg.



47

GRIFFIN CANNING

BORN: MAY 11, 1996

BIRTHPLACE: MISSION VIEJO, CA

MLB SERVICE: 3 YEARS, 75 DAYS

ACQUIRED: SELECTED IN SECOND ROUND OF 2017 FIRST-YEAR
PLAYER DRAFT

SIGNED THRU: 2023; UNDER CLUB CONTROL; 1/3 OPTIONS USED

OPENING DAY AGE: 26

RESIDES: COTO DE CAZA, CA

RHP

HEIGHT >>> 6-2

WEIGHT >>> 180

BATS >>> R

THROWS >>> R

CANNING'S LIFETIME PITCHING RECORD

Year	Club	W-L	ERA	G	GS	CG	GF	SHO	SV	IP	H	R	ER	HR	HB	BB	IBB	SO	WP	BK	BAA
2018—	Inland Empire	0-0	0.00	2	2	0	0	0	0	8.2	4	0	0	0	1	3	0	12	0	0	.133
	Mobile	1-0	1.97	10	10	0	0	0	0	45.2	27	11	10	2	1	19	0	49	4	0	.170
	Salt Lake	3-3	5.49	13	13	0	0	0	0	59	68	36	6	4	22	0	64	2	0	0	.294
2019—	Salt Lake	1-0	0.56	3	3	0	0	0	0	16	13	2	1	0	0	2	0	17	1	0	.224
	LAA	5-6	4.58	18	17	0	1	0	0	90.1	80	46	46	14	8	30	0	96	9	1	.235
2020—	LAA	2-3	3.99	11	11	0	0	0	0	56.1	54	29	25	8	1	23	0	56	5	0	.257
2021—	LAA	5-4	5.60	14	13	0	0	0	0	62.2	65	41	39	14	1	28	0	62	3	0	.264
	Salt Lake	0-0	27.00	1	1	0	0	0	0	2.0	3	6	6	1	1	5	0	4	0	0	.333
2022—	LAA	INJURED — DID NOT PLAY																			
MAJOR TOTALS	12-13	4.73	43	41	0	1	0	0	0	209.1	199	116	110	36	10	81	0	214	17	1	.250
MINOR TOTALS	5-3	3.63	29	29	0	0	0	0	0	131.1	115	55	53	9	7	51	0	146	7	0	.236

Disabling Injuries: **2022** — Low back stress reaction; disabled March 16 - end of season
2019 — Right elbow inflammation; disabled Aug. 23 (retro to Aug. 20) - end of season
 Right elbow inflammation; disabled Aug. 4 (retro to Aug. 1) - Aug. 13

2022 SEASON

- ◆ Missed entire season on **Angels** injured list with a low back stress reaction.

CAREER HIGHLIGHTS

- ◆ Won 2020 American League Gold Glove Award at pitcher.
- ◆ 214 career strikeouts are second-most in Angels history through a pitcher's first 43 career games (only Shohei Ohtani has more - 222 strikeouts through 35 games).
- ◆ Made Major League debut April 30, 2019 vs. Toronto...Angels second round pick in 2017 First-Year Player Draft out of UCLA.

MAJOR LEAGUE SUMMARY

2021

- ◆ Made **Angels** Opening Day roster for second consecutive season and totaled 14 pitching appearances (13 starts).
- ◆ Angels averaged 7.91 runs of support per nine innings while Canning was on the mound, which was fourth-highest total among Major League starters (min. 50 IP).
- ◆ In month of May, went 3-1 with a 3.60 ERA (25 IP - 10 ER) and 28 strikeouts in five starts.
- ◆ Relief appearance on April 20 was the second of his career (earned win after entering game in relief of Shohei Ohtani in 5th inning).
- ◆ Played final two innings of game vs. Giants on June 23 in left field after entering in top of 12th inning...Marked first career appearance at a position other than pitcher...Recorded first career sacrifice hit in plate appearance in bottom of 12th.
- ◆ Optioned to Triple-A **Salt Lake**, July 3, and made one start for Bees before being placed on minor league injured list.
- ◆ Missed final two months of season with a low back stress fracture.

2020

- ◆ In second Major League season with **Angels**, won 2020 American League Rawlings Gold Glove Award at pitcher... Second Angels pitcher to win the award, joining Mark Langston, who won five straight (1991-95)...At age-24, became second-youngest Angels player to win a Gold Glove (1B Jim Spencer -22 years old in 1970).

2023 LOS ANGELES ANGELS

- ◆ Allowed three-or-fewer runs in eight off 11 starts and ranked third on Angels staff in innings pitched (56.1) and strikeouts (56).
- ◆ Set career high with 10 strikeouts in final start of regular season, Sept. 22 at San Diego.
- ◆ Finished year with 152 career strikeouts, which are second-most in Angels history through a pitcher's first 29 career games (one shy of Jered Weaver's Club record 153 strikeouts).
- ◆ Held opponents to a .182 (10/55) average against his curveball.
- ◆ Was one of eight A.L. pitchers with multiple pickoffs.

2019

- ◆ Began season with Triple-A **Salt Lake**, making three starts and allowing one earned run in 16 innings pitched (0.56 ERA) before receiving promotion to make Major League debut with **Angels**, April 30.
- ◆ With his debut, became first Angels draft pick to make MLB debut as starting pitcher with team since Garrett Richards (Aug. 10, 2011 at NYY)...Also became first player drafted by Billy Eppler as Angels general manager to reach the Majors and third player selected in the 2017 First-Year Player Draft to reach Majors, following: Kyle Wright (Braves – 5th overall pick) and Nick Margenavicius (Padres – 7th round).
- ◆ Set Angels record with 69 strikeouts through his first 12 career Major League games, breaking previous mark of 65 by Jered Weaver...Also broke Weaver's record with 77 strikeouts through 14 career games.
- ◆ Recorded 5+ strikeouts in each of first nine career games before having streak snapped June 21 at St. Louis... Became one of four players in A.L. history with 5+ strikeouts in each of his first nine career games, joining Masahiro Tanaka (first 11 games in 2014), Herb Score (first 10 games in 1955) and Orlando "El Duque" Hernandez (first nine games in 1998).
- ◆ Held opponents to a .184 average (9/49) against his curveball...Also kept opposing hitters to a .167 (22/132) average during first time through batting order in a game.
- ◆ Opponents swung and missed on 32.2% of swings, which was seventh highest rate in A.L. (min. 80 IP).

NOTABLE MINOR LEAGUE AWARDS AND HONORS

- ◆ **2018** Angels Organizational All-Star...Southern League Mid-Season All-Star (April & July)...Angels Minor League Pitcher of the Month (May).

CAREER TRANSACTIONS

- ◆ June 7, 2014...Selected by **Rockies** in 38th round of First-Year Player Draft (did not sign).
- ◆ June 12, 2017...Selected by **Angels** in second round of First-Year Player Draft (signed June 16, 2017).

PERSONAL/MISC

- ◆ Griffin Alexander Canning...On Twitter: @griffin_canning.
- ◆ Originally signed by Angels scout Ben Diggins.
- ◆ In June 2022, attended a 250 person youth baseball/softball clinic at Great Park Baseball Stadium in Irvine, CA as part of Play Ball Weekend, along with teammates Jimmy Herget, Brandon Marsh and Jared Walsh.
- ◆ As part of the Angels Adopt-A-School Program visited La Veta Elementary School in Orange, CA on in April 2022.
- ◆ Visited patients and their families at CHOC Children's in July 2019 alongside teammates Michael Hermosillo and Matt Thaiss.
- ◆ Selected as Angels' #2 prospect entering 2019 by *Baseball America* and the top pitching prospect in Halos organization...Also selected as having Best Slider in Angels system.
- ◆ Was starting pitcher in two combined no-hitters for Double-A **Mobile** in 2018...Pitched five no-hit innings Apr. 28 at Montgomery to combine with Matt Custred (3 IP) and Ryan Clark (1 IP) for Mobile's first no-hitter since 2013... Tossed 4.1 no-hit innings May 14 vs. Birmingham and combined with Greg Mahle (1.2 IP), Adrian Almeida (1.2 IP) and Ryan Clark (1.1 IP) for BayBears second no-hitter of season.
- ◆ After being drafted in June 2017, spent that summer at Angels minor league facility in Tempe, working on strength and conditioning.
- ◆ Since his days in youth travel ball, has written the initials "JRH" (Jeffrey Robert Hayek) on back of mound before each start...Jeffrey was the grandson of Canning's godmother (Diana) who suddenly passed away at age 10 from a blood clot in his brain in 2007... Although Griffin and Jeffrey never met, they both loved baseball and shared a connection through Diana.
- ◆ During final season at UCLA, led Pac-12 Conference in strikeouts (140) and innings pitched (119) and ranked third in ERA (2.34) and fourth in batting average against (.213)...Tabbed as a Collegiate Baseball All-American second team honoree and was selected to All-Pac-12 team...Named a 2017 Golden Spikes Award semifinalist.
- ◆ Attended Santa Margarita Catholic High School in Rancho Santa Margarita, CA.
- ◆ Off the field hobbies include hiking, surfing and photography.



MAJOR LEAGUE HITTING TOTALS

	AVG	AB	R	H	2B	3B	HR	RBI	SH	SF	HBP	BB	IBB	SO	SB	CS	GDP	SLG	OBP
CAREER	.000	2	0	0	0	0	0	0	1	0	0	0	0	1	0	0	0	.000	.000

CAREER FIELDING

POS	PCT	G	PO	A	E	TC	DP
P	.923	43	20	28	4	52	2
OF	—	1	0	0	0	0	0

CANNING'S CAREER HIGHS

	SEASON	GAME
Wins	5 — 2021 & 2019	SO — 10 — 9/22/20 at SD
Losses	6 — 2019	IP — 8.0 — 8/30/20 vs. SEA
ERA	3.99 — 2019	R & ER — 6 — 3 times; last, 7/2/21 vs. BAL
IP	90.1 — 2019	BB — 6 — Twice; last, 8/7/20 at TEX
SO	96 — 2019	H — 7 — 3 times; last, 7/4/19 at TEX
Win Streak	2 — Twice; last, 5/1-5/7/2021	



Griffin Canning visited La Veta Elementary School in Orange, CA on April 25, 2022 as part of the Angels Adopt-A-School Program



91

COLEMAN CROW

BORN: DEC. 30, 2000
BIRTHPLACE: CONCORD, GA
ACQUIRED: SELECTED IN 28TH ROUND OF 2019 FIRST-YEAR PLAYER DRAFT
SIGNED THRU: 2023; UNDER CLUB CONTROL; 0/3 OPTIONS USED

OPENING DAY AGE: 22
RESIDES: CONCORD, GA

RHP

HEIGHT >>> 6-0

WEIGHT >>> 175

BATS >>> R

THROWS >>> R

NON-ROSTER INVITEE

CROW'S LIFETIME PITCHING RECORD

Year	Club	W-L	ERA	G	GS	CG	GF	SHO	SV	IP	H	R	ER	HR	HB	BB	IBB	SO	WP	BK	BAA
2019—										DID NOT PLAY											
2020—										DID NOT PLAY - No Minor League Season											
2021—	Inland Empire	4-3	4.19	13	10	0	0	0	0	62.1	68	39	29	7	4	29	0	62	0	1	.273
2022—	Rocket City	★9-3	4.85	24	23	0	0	0	0	128.0★	133	72	69	20	9	35	0	128	6	0	.263
MINOR TOTALS		13-6	4.63	37	33	0	0	0	0	190.1	201	111	98	27	13	64	0	190	6	1	.266

★ led or tied for league lead

2022 SEASON

- Spent entire season with Double-A **Rocket City**, where he led Southern League in wins (9), innings pitched (128.0), WHIP (1.31) and winning percentage (.750) and ranked second in strikeouts (128)...The 128.0 innings were second most among all Angels minor leaguers, behind only César Valdez (146.1 IP for Salt Lake).
- Honored as Southern League Pitcher of the Month for June, after going 3-0 with a 1.33 ERA (27 IP - 4 ER) and 24 strikeouts across four starts for Trash Pandas.
- Earned Southern League Pitcher of the Week honors three times (May 16-22, June 6-12 & June 20-26).
- During a 10 game stretch from May 15 - July 17, allowed two-or-fewer runs in eight of the 10 contests and went 6-0 with a 2.24 ERA (60.1 IP - 15 ER) and 56 strikeouts.
- Made 19 consecutive starts without being charged with a loss from May 8 - Sept. 11, earning all nine of his wins in that span.
- Pitched 1.0 perfect inning in relief in only postseason appearance for Trash Pandas in Game 3 of Southern League Division Series vs. Tennessee.

CAREER HIGHLIGHTS

- Southern League Pitcher of the Month (June 2022)...Also was named Southern League Pitcher of the Week three times in a six week span (May 16-22, June 6-12 & June 20-26).
- Following 2021 season, pitched for Glendale in Arizona Fall League and was youngest pitcher (age 20) in the Fall League...Earned selection to Rising Stars Game.
- Made professional debut in 2021 with Low-A Inland Empire.

CAREER TRANSACTIONS

- June 5, 2019...Selected by **Angels** in 14th round of First-Year Player Draft (signed June 30, 2019).

PERSONAL/MISC

- Coleman McCade Crow...On Twitter: @colemancrow.
- 2023 marks first season as a non-roster invitee to Major League Spring Training.
- While with Rocket City in 2022, the sound of "crow noises" would play through the speaker system at Toyota Field following his strikeouts in home games.
- Was not selected to Angels Player Pool for 2020 season.
- Did not pitch professionally in 2019 after being selected by Angels in 14th round of Draft.
- Graduate of Pike County HS (Zebulon, GA)...Entering 2023, former Angels RHP Hunter Strickland is the only alumni of Pike County HS to play in Majors.
- Had committed to pitch collegiately at Kennesaw State University before signing with Angels.
- Originally signed by Angels scout Todd Hogan.

CROW



58

DAVIS DANIEL

BORN: JUNE 11, 1997
 BIRTHPLACE: ATLANTA, GA
 MLB SERVICE: 2 DAYS

OPENING DAY AGE: 25
 RESIDES: MONTGOMERY, AL

ACQUIRED: SELECTED IN SEVENTH ROUND OF 2019 FIRST-YEAR
 PLAYER DRAFT
 SIGNED THRU: 2023; UNDER CLUB CONTROL; 1/3 OPTIONS USED

RHP

HEIGHT >>> 6-1

WEIGHT >>> 190

BATS >>> R

THROWS >>> R

DANIEL'S LIFETIME PITCHING RECORD

Year	Club	W-L	ERA	G	GS	CG	GF	SHO	SV	IP	H	R	ER	HR	HB	BB	IBB	SO	WP	BK	BAA
2019—																					
2020—																					
2021—	Tri-City	3-2	2.31	9	9	0	0	0	0	46.2	26	12	12	4	2	20	0	64	0	0	.163
	Rocket City	1-3	2.68	9	9	0	0	0	0	47.0	39	15	14	4	5	8	0	66	1	1	.222
	Salt Lake	0-2	10.29	5	4	0	0	0	0	21.0	37	25	24	7	1	6	1	24	1	0	.381
2022—	Salt Lake	6-7	4.49	21	21	0	0	0	0	102.1	92	59	51	14	5	32	0	83	0	0	.236
	MINOR TOTALS	10-14	4.19	44	43	0	0	0	0	217.0	194	111	101	29	13	66	1	237	2	1	.236

INJURED - DID NOT PLAY

DID NOT PLAY - No Minor League Season

2022 SEASON

- ◆ Made 21 starts for Triple-A **Salt Lake** and ranked second on Bees staff in innings pitched (102.1) & strikeouts (83).
- ◆ Honored as Pacific Coast League Pitcher of the Month in September after pitching to a 2.38 ERA (22.2 IP - 6 ER) with 16 strikeouts across four starts...Earned PCL Pitcher of the Week twice during that span.
- ◆ Won three consecutive starts May 22 - June 5, while posting a 2.04 ERA (17.2 IP - 4 ER) and 18 strikeouts.
- ◆ Had contract selected by **Angels** June 11 (his 25th birthday)...Was on Angels active roster for two games, but did not appear in a game before being optioned back to Salt Lake June 14...Remained with Bees for rest of season.
- ◆ In final five starts of year for Salt Lake, went 2-1 with a 1.82 ERA (29.2 IP - 6 ER) and 23 strikeouts...Pitched 7.0 scoreless innings Aug. 30 at El Paso and 7.1 scoreless frames Sept. 19 vs. Sacramento.

NOTABLE MINOR LEAGUE AWARDS AND HONORS

- ◆ **2022** Pacific Coast League Pitcher of the Month (Sept.)...Pacific Coast League Pitcher of the Week (Aug. 29 - Sept. 4 & Sept. 19-25).
- ◆ **2021** Angels *MiLB.com* Organization All-Star...High-A West Pitcher of the Month (June)

CAREER TRANSACTIONS

- ◆ June 11, 2016...Selected by **Cubs** in 34th round of First-Year Player Draft (did not sign).
- ◆ June 6, 2018...Selected by **Brewers** in 11th round of First-Year Player Draft (did not sign).
- ◆ June 4, 2019...Selected by **Angels** in seventh round of First-Year Player Draft (signed June 27, 2019).

PERSONAL/MISC

- ◆ Robert Davis Daniel...On Twitter: @Davis_Daniel13.
- ◆ Did not get selected to Angels Player Pool for 2020 season...Participated in Angels Fall Instructional League following 2020 season.
- ◆ Underwent Tommy John surgery during final season at Auburn University (surgery performed by Dr. James Andrews in Pensacola, FL, Apr. 26, 2019)...Rehabbed at Angels minor league facilities in Tempe after being selected in seventh round of 2019 Draft.
- ◆ Played three collegiate seasons at Auburn, where he studied business...Despite being sidelined with elbow injury, was able to travel with team to Omaha for Auburn's first College World Series appearance since 1997...Pitched 5.1 scoreless innings and took no-decision in Game 3 of 2018 Gainesville Super Regionals at Florida
- ◆ Played in Cape Cod League for Brewster Whitecaps during summer 2017 and for Chatham Anglers in summer 2018.
- ◆ Named to Spring SEC Academic Honor Roll in 2019.
- ◆ Graduated from St. James HS (Montgomery, AL)...Had an 11-1 record with a 0.70 ERA as a senior and also set school record with 137 strikeouts in 70 innings...Was ranked by *Perfect Game* as top RHP in state of Alabama.
- ◆ Originally signed by Angels scout Todd Hogan.





32

TUCKER DAVIDSON

BORN: MARCH 25, 1996
BIRTHPLACE: AMARILLO, TX
MLB SERVICE: 1 YEAR, 39 DAYS
ACQUIRED: FROM ATLANTA WITH RHP JESSE CHAVEZ FOR RHP RAISEL IGLESIAS, AUG. 2, 2022
SIGNED THRU: 2023; UNDER CLUB CONTROL; 3/3 OPTIONS USED

OPENING DAY AGE: 26
RESIDES: AMARILLO, TX

LHP

HEIGHT >>> 6-2

WEIGHT >>> 215

BATS >>> L

THROWS >>> L

DAVIDSON'S LIFETIME PITCHING RECORD

Year	Club	W-L	ERA	G	GS	CG	GF	SHO	SV	IP	H	R	ER	HR	HB	BB	IBB	SO	WP	BK	BAA
2016	— Braves (GCL)	0-3	1.52	11	1	0	2	0	0	29.2	32	9	5	1	3	4	0	32	2	1	.271
2017	— Rome	5-4	2.60	31	12	0	8	0	2	103.2	96	45	30	4	1	30	0	101	7	0	.248
2018	— Florida	7-10	4.18	24	24	1	0	1	0	118.1	120	61	55	5	6	58	0	99	3	0	.270
2019	— Mississippi	7-6	2.03	21	21	0	0	0	0	110.2	88	34	25	5	4	45	0	122	3	0	.224
	— Gwinnett	1-1	2.84	4	4	0	0	0	0	19.0	20	8	6	0	2	9	0	12	0	0	.286
2020	— ATLANTA	0-1	10.80	1	1	0	0	0	0	1.2	3	7	2	1	0	4	0	2	0	0	.333
2021	— Gwinnett	2-2	1.17	4	4	0	0	0	0	23.0	11	3	3	2	0	5	0	28	0	0	.141
	— ATLANTA	0-0	3.60	4	4	0	0	0	0	20.0	15	8	8	3	0	8	0	18	0	0	.205
2022	— ATLANTA	1-2	6.46	4	3	0	1	0	0	15.1	15	11	11	0	1	13	0	10	0	0	.254
	— Gwinnett	3-7	4.59	15	15	0	0	0	0	80.1	82	43	41	14	2	24	0	96	1	1	.259
	— LAA	1-5	6.87	8	8	0	0	0	0	36.2	39	28	28	7	2	22	0	23	1	0	.271
MAJOR TOTALS		2-8	5.99	17	16	0	1	0	0	73.2	72	54	49	11	3	47	0	53	1	0	.253
N.L. TOTALS		1-3	5.11	9	8	0	1	0	0	37.0	33	26	21	4	1	25	0	30	0	0	.234
MINOR TOTALS		25-33	3.06	110	81	1	10	1	2	484.2	449	203	165	31	18	175	0	490	16	2	.249

Disabling Injuries: 2021 — Left forearm inflammation; disabled June 16 - end of season

2022 SEASON

- ◆ Made first Opening Day roster with **Braves** and made season debut, April 11 in relief with 2.2 innings vs. Washington...Was optioned to Triple-A **Gwinnett** following the outing and remained with Stripers until his May 17 recall...Made three additional starts for Braves before being optioned back to Gwinnett on May 29, where he'd make his next 10 starts.
- ◆ While with Braves, held left-handers to a .120 (3/25) average.
- ◆ On Aug. 2, was traded by Atlanta with RHP Jesse Chavez to **Angels** in exchange for RHP Raisel Iglesias.
- ◆ Had 15 total starts for Gwinnett...Ranked fourth in International League in strikeouts (96) at time of the trade.
- ◆ Made Angels debut Aug. 7 at Seattle, which marked first appearance in the Majors since May 28 for Braves vs. Miami...Remained in Angels rotation for remainder of season, totaling eight starts.
- ◆ Earned first win in an Angels uniform Aug. 14 vs. Minnesota (W; 6.0 IP, 4 H, 2 ER, 1 BB, 3 SO).

MAJOR LEAGUE SUMMARY

2021

- ◆ Began year at Triple-A **Gwinnett** and made two starts for Stripers, going 2-0 with a 0.64 ERA (14 IP - 1 ER) with 14 strikeouts before being recalled by **Braves**.
- ◆ Made first appearance of season with Atlanta, May 18 vs. Mets (ND; 6 IP, 5 H, 3 ER, 1 BB, 6 SO)...Completed his 6.0 innings on just 72 pitches, an average of 12 per inning...Optioned back to Gwinnett the following day and made one start for Stripers before returning to Majors June 3.
- ◆ Started on June 3 vs. Washington and pitched 5.2 scoreless innings while allowing just one hit in a no-decision... Became second Braves starter since 1901 to throw at least 5.0 scoreless innings and allow no more than one hit within their first three career starts; joined Matt Wisler (5.1 scoreless IP - one hit) on July 1, 2015, also against Nationals in his third career game.
- ◆ Had streak of 11.2 scoreless innings across his starts on June 3 & June 9 for Atlanta.
- ◆ Placed on Injured List, June 16, with left forearm inflammation and missed remainder of the season...Ultimately totaled four starts for Atlanta and four with Gwinnett.

DAVIDSON



2020

- ◆ Made Major League debut with **Braves**, Sept. 26 in a start vs. Boston (L; 1.2 IP, 3 H, 7 R, 2 ER, 4 BB, 2 SO)...Marked only appearance of season...Spent rest of year at Atlanta's **Alternate Training Site** in Gwinnett, GA.
- ◆ Ended season ranked by *MLB.com* as Braves #8 prospect.

POSTSEASON SUMMARY

- ◆ Made postseason debut in **2021** with **Braves** with a start in Game 5 of World Series and allowed two hits and four runs (two earned) over 2.0 innings in a no-decision in Atlanta's 9-5 loss to Houston.
- ◆ Was one of three rookie pitchers to make starts for Braves during 2021 World Series (joining Game 3 starter Ian Anderson and Game 4 starter Dylan Lee); first team in World Series history to pitch three different rookie starters.

WORLD SERIES TOTALS

Year	Club, Opp.	W-L	ERA	G	GS	CG	SHO	SV	IP	H	R	ER	BB	SO
2021	ATL, HOU	0-0	9.00	1	1	0	0	0	2.0	2	4	2	3	1

NOTABLE MINOR LEAGUE AWARDS AND HONORS

- ◆ **2019** Southern League Mid-Season All-Star...Southern League Post-Season All-Star...*Baseball America* Double-A All-Star...*MLB.com* Organization All-Star.

CAREER TRANSACTIONS

- ◆ June 11, 2016...Selected by **Braves** in 19th round of First-Year Player Draft (signed (June 13, 2016).
- ◆ Aug. 2, 2022...Traded by **Braves** with RHP Jesse Chavez to **Angels** for RHP Raisel Iglesias.

PERSONAL/MISC

- ◆ Joseph Tucker Davidson...On Twitter: @tucktuck6
- ◆ Played two seasons at Midland College and was selected to the All-Western Junior College Athletic Association First Team...Is one of two Midland alumni to have played in Majors, along with RHP Jim Henderson (2012-14 with Brewers and 2016 with Mets).
- ◆ Played high school ball at Tascosa HS (Amarillo, TX) and is the first alumni of the school to play in Majors...Also played football while at Tascosa.
- ◆ Originally signed by Braves scout Nate Dion.

MAJOR LEAGUE HITTING TOTALS

CAREER	AVG	AB	R	H	2B	3B	HR	RBI	SH	SF	HBP	BB	IBB	SO	SB	CS	GDP	SLG	OBP
	.000	6	0	0	0	0	0	0	0	0	0	0	0	6	0	0	0	.000	.000

CAREER FIELDING

POS	PCT	G	PO	A	E	TC	DP
P	1.000	17	2	6	0	8	0



DAVIDSON

2023 LOS ANGELES ANGELS



48

REID DETMERS

BORN: JULY 8, 1999

BIRTHPLACE: NOKOMIS, IL

MLB SERVICE: 1 YEAR, 64 DAYS

ACQUIRED: SELECTED IN FIRST ROUND (10TH OVERALL) OF 2020 FIRST-YEAR PLAYER DRAFT

SIGNED THRU: 2023; UNDER CLUB CONTROL; 0/3 OPTIONS USED

OPENING DAY AGE: 23

RESIDES: CHATHAM, IL

LHP

HEIGHT >>> 6-2

WEIGHT >>> 210

BATS >>> L

THROWS >>> L

DETMERS' LIFETIME PITCHING RECORD

Year	Club	W-L	ERA	G	GS	CG	GF	SHO	SV	IP	H	R	ER	HR	HB	BB	IBB	SO	WP	BK	BAA
2020—LAA																					
<i>DID NOT PLAY — Participated at Angels Alternate Training Site</i>																					
2021	Rocket City	2-4	3.50	12	12	0	0	0	0	54.0	45	24	21	10	1	18	0	97	3	0	.223
	Salt Lake	1-0	1.13	2	2	0	0	0	0	8.0	7	1	1	0	1	1	0	11	1	0	.233
	LAA	1-3	7.40	5	5	0	0	0	0	20.2	26	17	17	5	2	11	1	19	1	0	.295
2022	LAA	7-6	3.77	25	25	1	0	1	0	129.0	110	56	54	13	8	46	1	122	2	0	.231
	Salt Lake	0-0	1.50	1	1	0	0	0	0	6.0	3	1	1	1	0	1	0	14	0	0	.143
MAJOR TOTALS		8-9	4.27	30	30	1	0	1	0	149.2	136	73	71	18	10	57	2	141	3	0	.241
MINOR TOTALS		3-4	3.04	15	15	0	0	0	0	68.0	55	26	23	11	2	20	0	122	4	0	.217

Disabling Injuries: 2021 — Disabled Aug. 25 - Sept. 23

2022 SEASON

- ◆ Made **Angels** Opening Day roster for first time in career and totaled 25 big league starts across two Major League stints...Entered year rated by *Baseball America* as top prospect in Angels organization, the top left-handed pitching prospect in all of baseball and the #27 overall prospect in the game.
- ◆ Pitched 12th no-hitter in Angels history (10th individual no-hitter), May 10 vs. Tampa Bay...Allowed just two baserunners (one walk & one reached on error)...Second Angels rookie to throw a no-hitter, joining Bo Belinsky (May 5, 1962 vs. Baltimore)...At 22 years, 306 days, Detmers was the youngest MLB pitcher to throw a no-hitter since Anibal Sanchez (22 years, 191 days) for Marlins, Sept. 6, 2006...10th MLB pitcher all-time to throw a no-hitter within his first 11 career games...Only MLB pitcher with an individual no-hitter during 2022 season.
- ◆ Earned A.L. Pitcher of the Week honors for May 9-15.
- ◆ In 2nd inning, July 31 vs. Texas, pitched third immaculate inning in Angels history after striking out Ezequiel Duran, Kole Calhoun and Charlie Culberson on nine pitches...Joined Nolan Ryan (July 9, 1972 vs. Boston) and Garrett Richards (June 4, 2014 at Houston) as only Halos pitchers to accomplish the feat...Also set a career high in that game with 12 strikeouts.
- ◆ Among A.L. rookies (min. 100 IP), ranked second in opponent batting average, third in ERA, strikeouts and WHIP (1.21) and tied for third in wins.
- ◆ Did not allow a home run in 17 of 25 starts...Held opponents homerless through final 39.0 innings of season and yielded just two HR in final 71.0 innings pitched.
- ◆ Made five starts in day games, going 3-1 with a 2.30 ERA (27.1 IP - 7 ER) and 28 strikeouts.
- ◆ Optioned to Triple-A **Salt Lake** June 22 and made one start for Bees, before returning to Angels July 8 for remainder of season...Tallied 14 strikeouts in start for Bees, which matched Salt Lake franchise record; also Jered Weaver (2006) and Tyler Skaggs (2016).
- ◆ Following return from Triple-A, pitched to a 3.04 ERA (71 IP - 24 ER) and 78 strikeouts in 13 starts.

YOUTH MOVEMENT

At 22 years, 306 days old, Reid Detmers is the youngest Angels pitcher to throw a no-hitter in franchise history.

IMMACULATE

Immaculate innings in Angels history

Player	Date	Opponent
Nolan Ryan	July 9, 1972	vs. BOS
Garrett Richards	June 4, 2014	at HOU
Reid Detmers	July 31, 2022	vs. TEX



MAJOR LEAGUE SUMMARY

2021

- ◆ Began season with Double-A **Rocket City** and was ranked by *Baseball America* as Angels #4 prospect (#2 pitching prospect).
- ◆ Was Opening Day starter in Trash Pandas inaugural game, May 5 at Chattanooga.
- ◆ Set minor league career high with 16 strikeouts June 26 at Chattanooga across 6.0 innings pitched...The 16 strikeouts were the highest single game total for any Angels minor leaguer since at least 2006 and were the most for any Double-A pitcher since Jesse Biddle had 16 SO on April 22, 2013 for Reading (PHI).
- ◆ On June 20, in Game 1 of doubleheader vs. Biloxi, opened the game by striking out the side on nine pitches in the 1st inning...Finished the game with 14 strikeouts in 6.0 innings pitched.
- ◆ Totaled 12 games for Rocket City before moving to Triple-A July 22...At time of his promotion, his 97 strikeouts led Double-A South and were the most among all Angels farmhands.
- ◆ Had one start for **Salt Lake** and tossed 6.0 scoreless innings vs. Las Vegas before Major League call-up.
- ◆ Made Major League debut with **Angels** with start on Aug. 1 vs. Oakland.
- ◆ Earned first career Major League win Aug. 15 vs. Houston after tossing 6.0 innings and allowing one earned runs on three hits with two walks and six strikeouts; marked first career quality start.
- ◆ Missed 25 games on injured list from Aug. 25 - Sept. 23...Was optioned to Salt Lake following return from IL and made one start for Bees before returning to Majors to start Angels final game of regular season.

NOTABLE MINOR LEAGUE AWARDS AND HONORS

- ◆ **2021** Futures Game Selection

CAREER TRANSACTIONS

- ◆ June 14, 2017...Selected by **Braves** in 32nd round of First-Year Player Draft (did not sign).
- ◆ June 10, 2020...Selected by **Angels** in first round (10th overall) of First-Year Player Draft (signed June 28, 2020 by Angels scout John Burden).

PERSONAL/MISC

- ◆ Reid Kristien Detmers...On Twitter: @RDetmers.
- ◆ After signing with Angels, June 28, 2020, was part of Player Pool and spent 2020 season at Alternate Training Site in Long Beach...Did not appear in a game for Angels.
- ◆ Played three collegiate seasons at University of Louisville, where he majored in sport administration...Selected as All-American in 2019 and 2020...In 2019 was named ACC Pitcher of the Year, All-ACC First Team and was a semifinalist for Golden Spikes Award and Dick Howser Award...Set Louisville's single-season strikeout record in 2019 with 167 and tied program record for wins (13).
- ◆ Prior to being drafted, played abbreviated junior season at University of Louisville going 3-0 with a 1.23 ERA (22 IP – 3 ER) while leading ACC with 48 strikeouts across his four starts...Struck out 10+ batters in three of four outings, including a 15-strikeout performance in final start of the season at Wake Forest before season was shut down.
- ◆ Graduated from Glenwood HS (Chatham, IL), where he played final prep season and finished senior season with a 9-2 record, 1.87 ERA and 153 strikeouts...Named to All-State First Team.
- ◆ Played first three high school seasons at Nokomis HS (Nokomis, IL)...Received All-Conference honors all four years of high school.
- ◆ Grew up as a St. Louis Cardinals fan...Favorite football team is Chicago Bears...Favorite movies are The Sandlot and Major League.
- ◆ Father, Kris Detmers, played six seasons in minors as a left-handed pitcher after being drafted in the 22nd round of 1993 draft by St. Louis...Grandfather played college football.

MAJOR LEAGUE HITTING TOTALS

	AVG	AB	R	H	2B	3B	HR	RBI	SH	SF	HBP	BB	IBB	SO	SB	CS	GDP	SLG	OBP
CAREER	.000	1	0	0	0	0	0	0	0	0	0	1	0	1	0	0	0	.000	.500

CAREER FIELDING

POS	PCT	G	PO	A	E	TC	DP
P	.889	30	2	14	2	18	0

2023 LOS ANGELES ANGELS



49

CHRIS DEVENSKI

BORN: NOV. 13, 1990
BIRTHPLACE: CERRITOS, CA
MLB SERVICE: 6 YEARS, 36 DAYS
ACQUIRED: SIGNED AS MINOR LEAGUE FREE AGENT, NOV. 29, 2022
SIGNED THRU: 2023; SIGNED ONE-YEAR CONTRACT

OPENING DAY AGE: 32
RESIDES: ARTESIA, CA

RHP

HEIGHT >>> 6-3

WEIGHT >>> 210

BATS >>> R

THROWS >>> R

NON-ROSTER INVITEE

DEVENSKI'S LIFETIME PITCHING RECORD

Year	Club	W-L	ERA	G	GS	CG	GF	SHO	SV	IP	H	R	ER	HR	HB	BB	IBB	SO	WP	BK	BAA
2011	—Great Falls	0-0	2.25	7	0	0	1	0	1	8.0	8	2	2	0	0	1	0	9	0	0	.258
2012	—Kannapolis	6-5	4.23	19	8	0	4	0	2	61.2	63	31	29	8	3	19	1	54	3	2	.266
	Lexington	2-2	3.07	5	5	1	0	1	0	29.1	23	11	10	1	2	16	0	38	1	2	.225
2013	—Lancaster	4-2	7.88	21	10	0	3	0	1	75.1	106	69	66	13	7	31	0	65	3	1	.337
	Quad Cities	4-3	4.36	8	8	0	0	0	0	43.1	60	22	21	3	1	9	0	32	2	0	.337
2014	—Lancaster	5-5	4.11	17	11	0	2	0	2	76.2	70	42	35	8	3	12	0	77	1	0	.233
	Corpus Christi	5-3	3.92	10	5	0	1	0	0	41.1	33	21	18	7	0	18	0	37	2	0	.213
2015	—Corpus Christi	7-4	3.01	24	17	0	5	0	2	119.2	117	43	40	12	2	33	0	104	4	0	.253
2016	—HOUSTON	4-4	2.16	48	5	0	16	0	1	108.1	79	26	26	4	3	20	0	104	2	0	.206
2017	—HOUSTON	8-5	2.68	62	0	0	10	0	4	80.2	50	26	24	11	2	26	3	100	2	0	.174
2018	—HOUSTON	2-3	4.18	50	1	0	8	0	2	47.1	42	23	22	9	3	13	1	51	1	1	.236
	Fresno (1)	0-0	0.00	2	0	0	0	0	0	1.2	4	0	0	0	0	0	0	4	0	0	.444
	Corpus Christi (1)	0-1	12.00	3	2	0	0	0	0	3.0	7	4	4	2	0	1	0	6	0	0	.467
2019	—HOUSTON	2-3	4.83	61	1	0	19	0	0	69.0	69	39	37	13	3	21	0	72	2	0	.256
2020	—HOUSTON	0-1	14.73	4	0	0	0	0	0	3.2	7	6	6	1	0	3	0	5	0	0	.389
2021	—ARIZONA	1-0	8.59	8	0	0	2	0	1	7.1	11	7	7	2	1	2	0	5	0	0	.344
2022	—Dbacks Red (AFL) (1)	0-1	12.00	3	2	0	0	0	0	3.0	7	4	4	2	0	1	0	6	0	0	.467
	Reno (1)	0-0	7.36	6	0	0	1	0	0	7.1	7	6	6	3	0	2	0	9	0	0	.250
	ARIZONA	2-1	7.59	10	0	0	0	0	0	10.2	14	9	9	2	1	1	0	9	0	0	.318
	Lehigh Valley	0-0	1.04	9	0	0	3	0	0	8.2	4	1	1	1	0	3	0	11	0	0	.133
	PHILADELPHIA	0-0	11.25	3	0	0	1	0	0	4.0	7	5	5	1	0	0	0	3	0	0	.389
MAJOR TOTALS		19-17	3.70	246	7	0	56	0	8	331.0	279	141	136	43	13	86	4	349	7	1	.227
A.L. TOTALS		16-16	3.35	225	7	0	53	0	7	309.0	247	120	115	38	11	83	4	332	7	1	.217
N.L. TOTALS		3-1	8.59	21	0	0	3	0	1	22.0	32	21	21	5	2	3	0	17	0	0	.340
MINOR TOTALS		33-25	4.36	134	69	1	20	1	8	479.0	503	252	232	58	19	145	1	449	16	6	.269

(1) rehab assignment

Disabling Injuries: 2021 — Sprained ulnar collateral ligament; disabled May 15 - end of season
 2020 — Right elbow soreness; disabled Sept. 7 - end of season
 Right elbow soreness; disabled Aug. 1 (retro to July 29) - Sept. 4
 2018 — Left hamstring strain; disabled Aug. 3 (retro to July 31) - Aug. 29

2022 SEASON

- ◆ Began year on injured list with Triple-A **Reno** and made season debut June 21 with first of three games on rehab assignment with **ACL Diamondbacks Red**...Joined Reno July 1 for six appearances before receiving Major League promotion July 26.
- ◆ Appeared in 10 games for **Diamondbacks**, earning two wins and was unscored upon in first four outings (4.2 IP).
- ◆ Was designated for assignment Aug. 25 and signed by Philadelphia as a minor league free agent, Aug. 28.
- ◆ With Triple-A **Lehigh Valley**, allowed one run in 8.2 IP (1.04 ERA) across nine appearances.
- ◆ Had contract selected by **Phillies**, Sept. 25...Made Phillies debut, Sept. 27 at Cubs, working a perfect inning... Totaled three games for Philadelphia.
- ◆ Was not selected to Phillies postseason rosters.

DEVENSKI



CAREER HIGHLIGHTS

- ◆ Selected as an American League All-Star in 2017...Pitched a perfect 8th inning during the contest.
- ◆ Pitched a scoreless 9th inning in Astros combined no-hitter on Aug. 3, 2019 vs. SEA...Combined with RHP Aaron Sanchez (6 IP), RHP Will Harris (1 IP) and RHP Joe Biagini (1 IP).
- ◆ Was a member of Astros 2017 World Series Championship team, appearing in five World Series games...Winning pitcher in Astros first ever win in a World Series Game (2017 Game 2) after pitching final 1.1 innings in Houston's 7-6 win in 11 innings at Dodger Stadium.
- ◆ 2016 Astros Rookie of the Year and Astros Pitcher of the Year, as voted by Houston Chapter of BBWAA.
- ◆ Finished fourth in BBWAA A.L. Rookie of the Year voting in 2016...Set Club records for a rookie reliever in ERA (1.61) and WHIP (0.91)...Posted fourth-lowest single-season ERA for any Astros reliever, behind Don McMahon (1.53 ERA in 1962), Larry Andersen (1.54 ERA in 1989) and Billy Wagner (1.57 ERA in 1999).
- ◆ Made Major League debut in relief with Astros, April 8, 2016 at Milwaukee (3 IP, 1 H, 0 R, 0 BB, 4 SO).
- ◆ Tossed a 9.0 inning, 16 strikeout no-hitter for Class A Lexington, Sept. 1, 2012 vs. Rome and earned Minor League Game of the Year honors from MiLB Awards.

POSTSEASON SUMMARY

- ◆ Made postseason debut in **2017** with **Astros** and totaled 10 appearances during Houston's run to World Series Championship...Was winning pitcher in Game 2 of World Series, which marked Astros first ever win in a World Series game.
- ◆ In **2019** with **Astros** was added to roster for World Series after not being selected to Division Series or League Championship Series roster...Pitched in three games during series vs. Nationals...His outing in Game 6, was eighth career World Series pitching appearance, setting a then-franchise record (now held by Ryan Pressly - 12 G).

DIVISION SERIES TOTALS

Year	Club, Opp.	W-L	ERA	G	GS	CG	SHO	SV	IP	H	R	ER	BB	SO
2017	HOU, BOS	0-0	11.57	3	0	0	0	0	2.1	4	3	3	0	3
2019	HOU, TB					Did not pitch								
Totals		0-0	11.57	3	0	0	0	0	2.1	4	3	3	0	3

LEAGUE CHAMPIONSHIP SERIES TOTALS

Year	Club, Opp.	W-L	ERA	G	GS	CG	SHO	SV	IP	H	R	ER	BB	SO
2017	HOU, NYY	0-0	13.50	2	0	0	0	0	0.2	1	1	1	2	0
2019	HOU, NYY					Did not pitch								
Totals		0-0	13.50	2	0	0	0	0	0.2	1	1	1	2	0

WORLD SERIES TOTALS

Year	Club, Opp.	W-L	ERA	G	GS	CG	SHO	SV	IP	H	R	ER	BB	SO
2017	HOU, LAD	1-0	7.20	5	0	0	0	0	5.0	4	4	4	1	5
2019	HOU, WSH	0-0	9.00	3	0	0	0	0	3.0	3	3	3	1	3
Totals		1-0	7.88	8	0	0	0	0	8.0	7	7	7	2	8

CAREER TRANSACTIONS

- ◆ June 7, 2011...Selected by **White Sox** in 25th round of First-Year Player Draft (signed Aug. 2, 2011).
- ◆ Aug. 3, 2012...Traded by **White Sox** (as PTBNL from July 21, 2012 trade) with RHP Matt Heidenreich and LHP Blair Walters to **Astros** for RHP Brett Myers.
- ◆ Jan. 26, 2021...Signed by **Diamondbacks** as minor league free agent.
- ◆ Oct. 25, 2021...Signed by **Diamondbacks** as minor league free agent.
- ◆ Aug. 29, 2022...Signed by **Phillies** as minor league free agent.
- ◆ Nov. 29, 2022...Signed by **Angels** as minor league free agent.

PERSONAL/MISC

- ◆ Christopher Michael Devenski...On Twitter: @ddddeevvooooo.
- ◆ Nicknamed the "Dragon" by Double-A manager Rodney Linares in 2015 after a mound visit in which Devenski insisted on remaining in the game...Linares complied, but on his way off the mound he told Devenski to "unleash the dragon"...Devenski escaped the jam with a strikeout.
- ◆ Was introduced to throwing a change-up, known as the "Circle of Death," by a photo on a baseball card.
- ◆ Finished collegiate career with one season at Cal State Fullerton after starting at Golden West College (Huntington Beach, CA) for first two years of college career.
- ◆ Attended Gahr HS (Cerritos, CA), where he was a three year letter winner...Was a two-way player as a pitcher and shortstop, but excelled on the mound, earning 1st Team All-League in the San Gabriel Valley League as a senior.
- ◆ Father, Mike, runs a moving company, M&M Moving and Storage, in Artesia, Calif...Chris joined him on occasion, including one off season at Freddie Freeman's childhood home.
- ◆ Originally signed by White Sox scout Mike Baker.

2023 LOS ANGELES ANGELS



74

JHONATHAN DIAZ

BORN: SEPT. 13, 1996
BIRTHPLACE: VALENCIA, VZ
MLB SERVICE: 54 DAYS

OPENING DAY AGE: 26
RESIDES: VALENCIA, VZ

ACQUIRED: SIGNED AS MINOR LEAGUE FREE AGENT, DEC. 13, 2022
SIGNED THRU: 2023; UNDER CLUB CONTROL; 1/3 OPTIONS USED

LHP

HEIGHT >>> 6-0

WEIGHT >>> 170

BATS >>> L

THROWS >>> L

DIAZ'S LIFETIME PITCHING RECORD

Year	Club	W-L	ERA	G	GS	CG	GF	SHO	SV	IP	H	R	ER	HR	HB	BB	IBB	SO	WP	BK	BAA
2014	— Red Sox (DSL)	6-2	1.63	14	14	0	0	0	0	66.1	46	15	12	1	3	16	0	54	8	0	.197
2015—																					
<i>DID NOT PLAY</i>																					
2016	— Red Sox (GCL)	4-4	2.85	13	12	0	0	0	0	60.0	52	28	19	2	4	18	0	57	5	0	.235
2017	— Greenville	6-6	4.57	18	18	0	0	0	0	88.2	101	57	45	4	8	28	0	80	4	0	.289
2018	— Greenville	11-8	3.00	26	26	1	0	0	0	153.0	123	60	51	6	16	39	0	147	12	0	.223
	— Salem	0-1	6.23	1	1	0	0	0	0	4.1	7	3	3	1	1	2	0	4	0	0	.368
2019	— Salem	9-8	3.86	27	27	0	0	0	0	128.1	121	63	55	6	19	54	0	118	10	0	.249
2020—																					
<i>DID NOT PLAY - No Minor League Season</i>																					
2021	— Rocket City	5-3	3.98	13	9	1	1	0	0	61.0	50	27	27	5	13	12	0	78	3	0	.223
	— Salt Lake	0-3	4.11	3	3	0	0	0	0	15.1	15	7	7	0	4	8	0	14	0	0	.250
	— LAA	1-0	4.15	3	2	0	1	0	0	13.0	11	6	6	1	1	7	0	9	0	0	.220
2022	— Salt Lake	3-1	4.98	10	10	0	0	0	0	47.0	44	28	26	4	6	20	0	46	0	0	.246
	— LAA	1-1	2.93	4	3	0	1	0	0	15.1	13	5	5	1	0	10	0	11	0	0	.236
MAJOR TOTALS		2-1	3.49	7	5	0	2	0	0	28.1	24	11	11	2	1	17	0	20	0	0	.229
MINOR TOTALS		44-36	3.53	125	120	2	1	0	0	624.0	559	288	245	29	74	197	0	598	42	0	.241

Disabling Injuries: 2022 — Right oblique strain; disabled Sept. 4 - end of season

2022 SEASON

- ◆ Started season with Triple-A **Salt Lake** and made four starts in April, going 2-0 with a 1.96 ERA (23 IP - 5 ER) and 18 strikeouts and zero HR allowed.
- ◆ Recalled by **Angels** for start on May 6 vs. Washington...At the time, led PCL with a .150 opponent batting average (12/80) and ranks second in the league with a 0.96 WHIP and 1.96 ERA.
- ◆ Made two May starts for Angels (May 6 vs. WSH & May 14 at OAK) and combined to toss 9.2 scoreless innings, allowing four hits with eight walks and eight strikeouts, before being optioned to Salt Lake May 15.
- ◆ Had two additional stints with Angels, appearing in one game during each stint (June 2 at NYY & June 10 vs. NYM).
- ◆ Rejoined Salt Lake's rotation June 18...Final appearance of year came on July 16 at Las Vegas; exited after pitching 1.0 inning due to injury.
- ◆ Was placed on Salt Lake's 7-day injured list Aug. 3 (right oblique strain) and missed remainder of season... Ultimately was transferred to Angels 60-day IL, Sept. 4.

MAJOR LEAGUE SUMMARY

2021

- ◆ Started season with Double-A **Rocket City**, where he totaled 13 appearances (nine starts) for the Trash Pandas, going 5-3 with a 3.98 ERA (61 IP - 27 ER) and 78 strikeouts...Pitched 4.0 innings in relief in the first ever game in franchise history on May 5 at Chattanooga.
- ◆ Earned complete game victory for Rocket City on July 29 vs. Birmingham.
- ◆ Promoted to Triple-A **Salt Lake** on Aug. 26, totaling three starts for Bees before receiving Major League call-up.
- ◆ Had contract selected by **Angels** on Sept. 17 and made Major League debut that night with start vs. Oakland (ND; 1.2 IP, 2 H, 2 ER, 4 BB, 2 SO)...Recorded first Major League strikeout vs. Chad Pinder in 1st inning.
- ◆ Earned first Major League win in relief, Sept. 25 vs. Seattle at Angel Stadium, after tossing 7.0 innings and allowing one earned run on three hits with one walk and four strikeouts; marked longest traditional relief appearance for any Angels pitcher since Vern Ruhle on Aug. 3, 1986 vs. Seattle.



NOTABLE MINOR LEAGUE AWARDS AND HONORS

- ◆ **2022** Pacific Coast League Pitcher of the Week (April 25 - May 1).
- ◆ **2018** *MiLB.com* Organization All-Star.

CAREER TRANSACTIONS

- ◆ July 2, 2013...Signed by **Red Sox** as international free agent.
- ◆ Nov. 17, 2020...Signed by **Angels** as minor league free agent.

PERSONAL/MISC

- ◆ Jhonathan Alexander Diaz.
- ◆ Pitched in Venezuelan Winter League for Leones del Caracas during 2021-22 offseason.
- ◆ Was not selected to Red Sox Player Pool during 2020 season.
- ◆ Among Boston minor leaguers in 2019, ranked tied for first in starts, second in wins, fifth in opponent batting average (.249), sixth in strikeouts, seventh in ERA and eighth in innings pitched and WHIP (1.36).
- ◆ Represented Red Sox in 2019 Arizona Fall League and pitched in eight games (10.1 IP) for the Peoria Javelinas.
- ◆ In 2018, led all Boston minor leaguers in innings pitched and was second in strikeouts.
- ◆ Missed entire 2015 season with a knee injury.
- ◆ Originally signed by Red Sox scouts Eddie Romero and Angel Escobar.

CAREER FIELDING

POS	PCT	G	PO	A	E	TC	DP
P	1.000	7	1	2	0	3	1



2023 LOS ANGELES ANGELS



23

BRANDON DRURY

BORN: AUG. 21, 1992
BIRTHPLACE: GRANT PASS, OR
MLB SERVICE: 6 YEARS, 1 DAY

OPENING DAY AGE: 30
RESIDES: LAS VEGAS, NV

ACQUIRED: SIGNED AS A FREE AGENT, DEC. 22, 2022
SIGNED THRU: 2024; SIGNED TWO-YEAR CONTRACT, DEC. 22, 2022

INFIELDER

HEIGHT >>> 6-2

WEIGHT >>> 230

BATS >>> R

THROWS >>> R

DRURY'S LIFETIME PLAYING RECORD

Year	Club	AVG	G	AB	R	H	2B	3B	HR	RBI	SH	SF	HP	BB	IBB	SO	SB	CS	GDP	SLG	OBP	E
2010	—Braves (GCL)	.198	52	192	20	38	7	1	3	17	1	1	4	9	1	50	2	2	4	.292	.248	5
2011	—Danville	.347	63	265	40	92	23	0	8	54	0	3	4	6	1	35	3	0	6	.525	.367	8
2012	—Rome	.229	123	445	47	102	22	3	6	51	3	5	7	20	0	74	3	4	14	.333	.270	9
2013	—South Bend	.302	134	526	78	159	51	4	15	85	0	5	5	47	6	92	1	1	10	.500	.362	13
2014	—Visalia	.300	107	430	73	129	35	1	19	81	0	2	5	41	2	76	3	3	16	.519	.366	13
	Mobile	.295	29	105	12	31	7	0	4	14	0	2	2	7	0	19	0	0	1	.476	.345	1
2015	—Mobile	.278	67	273	22	76	14	1	3	36	0	5	2	11	0	41	4	5	7	.370	.306	9
	Reno	.331	63	251	43	83	26	0	2	25	0	2	2	21	0	35	0	2	6	.458	.384	4
	ARIZONA	.214	20	56	3	12	3	0	2	8	0	0	1	2	0	8	0	0	5	.375	.254	1
2016	—Reno	.143	3	14	2	2	0	0	0	0	0	0	0	1	0	1	0	0	1	.143	.200	0
	ARIZONA	.282	134	461	59	130	31	1	16	53	0	4	3	31	2	100	1	1	14	.458	.329	6
2017	—ARIZONA	.267	135	445	41	119	37	2	13	63	0	2	5	28	1	103	1	1	9	.447	.317	11
2018	—NEW YORK (AL)	.176	18	51	2	9	2	0	1	7	0	0	1	5	0	12	0	0	4	.275	.263	3
	Trenton (1)	.263	6	19	4	5	0	0	1	2	0	1	0	5	0	10	0	0	0	.421	.400	0
	Scranton/WB (1)	.291	56	199	30	58	13	1	5	30	0	0	4	32	2	58	3	1	3	.442	.400	5
	TORONTO	.154	8	26	3	4	2	0	0	3	0	0	1	2	0	8	0	0	1	.231	.241	1
2019	—TORONTO	.218	120	418	43	91	21	1	15	41	0	3	1	25	0	113	0	1	6	.380	.262	5
2020	—TORONTO	.152	21	46	3	7	1	0	0	1	0	1	0	2	0	9	0	0	0	.174	.184	0
2021	—Syracuse	.257	56	214	28	55	14	0	9	32	0	2	1	19	0	49	0	0	5	.449	.318	2
	NEW YORK (NL)	.274	51	84	7	23	5	0	4	14	0	0	1	3	0	22	0	0	3	.476	.307	1
2022	—CINCINNATI	.274	92	350	62	96	22	2	20	59	0	2	4	29	0	84	2	2	6	.520	.335	4
	SAN DIEGO	.238	46	168	25	40	9	0	8	28	0	2	4	9	0	42	0	1	2	.435	.290	1
MAJOR TOTALS		.252	645	2105	248	531	133	6	79	277	0	14	21	136	3	501	4	6	50	.434	.302	33
MINOR TOTALS		.283	759	2933	399	830	212	11	75	427	4	28	36	219	12	540	19	18	73	.439	.337	17

* led or tied for league lead
 (1) rehab assignment

Disabling Injuries: **2022** — Concussion; disabled Sept. 5 - 10
2020 — No designation; disabled July 1 - 26
2018 — Left hand fracture; disabled Aug. 7 (retro, April 18) - end of season
 Severe migraines; disabled April 7 - May 14

2022 SEASON

- ◆ Tabbed as a Silver Slugger for first time in career during eighth big league season...Established new career highs in nearly every offensive category, including runs (87), hits (136), home run (28), walks (38) and OPS (.855) with the **Reds** and **Padres**...28 home runs were good for 12th in the N.L. by an infielder...Marked first 20 2B/20 HR season of career.
- ◆ Began the season with Cincinnati and was pacing the Reds in average (min. 200 AB), hits, doubles, home runs, RBI, runs and slugging before midseason trade...Acquired by the Padres Aug. 2 in exchange for INF Victor Acosta... Following trade, ranked in the Top 5 on the Padres in home runs (2nd), slugging (2nd), RBI (3rd), average (3rd), doubles (T3rd), runs (4th), hits (5th) and triples (T5th).
- ◆ Made debut with Padres Aug. 3 vs. Colorado and connected for second career grand slam in his first PA with San Diego...Became first player with a grand slam in his 1st PA with a team after changing teams midseason since Boston's Rip Repulski on May 10, 1960.
- ◆ Became fourth Reds player to hit at least 20 HR and play five positions in a single season, joining Scooter Gennett (2017), Willie Greene (1996, 1997) and Hall of Famer Johnny Bench (1970, 1971, 1977).
- ◆ Began June by setting a career-high 12-game hitting streak.





- ◆ Signed with the Reds to a minor league contract and was invited to Spring Training.

CAREER SUMMARY

- ◆ Beginning ninth big league season and fourth in the American League.
- ◆ In 2022, won the first ever Silver Slugger Award for a utility player.
- ◆ N.L. Co-Player of the Week for September 12-18, 2016.
- ◆ Enters 2023 season 23 RBI shy of 300 for career.
- ◆ Made big league debut with Arizona Sept. 1, 2015 vs. Colorado...Logged first career hit the following day vs. Colorado, a single off Jon Gray.

MAJOR LEAGUE SUMMARY

2021

- ◆ Made 51 appearances across two stints for **Mets**...Paced the Majors as a pinch hitter in average (.367), slugging (.767) and OPS (1.154)...11 pinch hits ranked T9th in the Major Leagues...Hit his first three career pinch-hit HR, tied for third-most in the Major Leagues and tied for the fifth-most ever by a Mets batter in a single season.
- ◆ Hit safely in eight straight at-bats July 24-29, a career-high and one shy of the Mets' record for hits in consecutive at bats...July 27 vs Atlanta, became the 10th Mets batter ever to log a 3-hit game off the bench.
- ◆ Logged sixth career walk-off RBI July 31 vs the Reds.

2020

- ◆ Saw action in 21 games during sixth big league season and second with **Toronto**...Spent the first month of the season with the Jays before being optioned to the team's Alternate Site August 28.

2019

- ◆ In fifth season in the Majors, hit 15 home runs for the **Blue Jays**, then the second most of career...Tallied second career 15 HR/20 2B season of career (also, 2016).
- ◆ Played six different positions over the course of the year: first base (12 G), second base (16 G), third base (65 G), shortstop (5 G), left field (8 G) and right field (18 G).
- ◆ Logged first career walk-off home run April 26 vs. Oakland...Notched first career multi-homer game July 27 vs. Tampa Bay and first career grand slam August 12 vs. Texas.

2018

- ◆ Saw action across three different stints with the **Yankees** after being acquired by New York at the start of Spring Training...Dealt to **Toronto** midseason in a three-player trade for LHP J.A. Happ.
- ◆ Limited to just 26 big league games due to injuries...Missed a month with severe migraines and suffered a season-ending fractured left hand on August 4.

2017

- ◆ In third big league season and final with **Arizona**, set a career high with 37 doubles...The 37 doubles ranked seventh in N.L. and fourth in franchise history by a second baseman.
- ◆ One of 13 D-Back infielders to log a 30 2B/10 HR season.
- ◆ Ranked second in the majors with a .414 (24-58) average in Interleague games...Recorded an RBI in eight consecutive games vs. AL clubs...1.271 OPS in Interleague play ranked third in the Majors.

2016

- ◆ In first full big league season with **Arizona**, ranked among the top N.L. rookies in doubles (31, 2nd), total bases (211, T2nd), extra-base hits (48, 3rd), RBI (53, 4th), batting average (.282, 4th) and homers (16, 6th)...Set a D-Backs rookie record with 31 doubles...Named the D-Backs Rookie of the Year.
- ◆ Named the N.L. Co-Player of the Week for September 12-18 after hitting .500 (14-28) with 10 runs scored, three doubles, four homers, seven RBI and six walks in seven games.
- ◆ One of six players to make at least 25 starts at both third base and the outfield.
- ◆ Logged three walk-off RBI: Game-winning single on July 16 vs. the Dodgers, a sac fly on August 24 vs. Atlanta and a walk-off single on September 18 vs. the Dodgers

2015

- ◆ After spending a majority of the season with Double-A **Mobile** and Triple-A **Reno**, was recalled to the Diamondbacks Sept. 1 and made big league debut that evening...Started the game at third base vs. Colorado...Logged first hit the following night at Colorado, a single off Jon Gray...Hit his first career home run on September 22 at Dodger Stadium, a ninth-inning, three-run home run off Adam Liberatore.

POSTSEASON SUMMARY

- ◆ Has made appearances in two different postseasons...Owns eight hits in 36 postseason at-bats (.222), including two home runs and eight RBI (11 G).



2023 LOS ANGELES ANGELS

- ◆ Returned to the postseason with the Padres in **2022**...Posted a .400 (6/15) clip in four NLCS games vs. the Phillies...Led the Padres with a .400 batting average and five RBI in the series and was tied for first in hits.
- ◆ Made postseason debut with Arizona in **2017**...Combined to go 1-for-6 (.167) in the Wild Card Game (vs. Colorado) and Division Series vs. the Dodgers...Tagged a pinch-hit, 3-run home run in the 7th inning of Game 2.

WILD CARD GAME TOTALS

Year	Club, Opp	AVG	G	AB	R	H	2B	3B	HR	RBI	SH	SF	HBP	BB	IBB	SO	SB	CS	GDP	SLG	OBP	E
2017—AZ, COL		.000	1	1	0	0	0	0	0	0	0	0	0	0	0	0	0	0	0	.000	.000	0
2022—SD, NYM		.000	1	4	0	0	0	0	0	0	0	0	0	0	0	1	0	0	0	.000	.000	0
Totals		.000	2	5	0	0	0	0	0	0	0	0	0	0	0	1	0	0	0	.000	.000	0

DIVISION SERIES TOTALS

Year	Club, Opp	AVG	G	AB	R	H	2B	3B	HR	RBI	SH	SF	HBP	BB	IBB	SO	SB	CS	GDP	SLG	OBP	E
2017—AZ, LAD		.200	2	5	1	1	0	0	1	3	0	0	0	0	0	2	0	0	2	.800	.200	0
2022—SD, LAD		.091	3	11	0	1	0	0	0	0	0	0	0	0	0	5	0	0	0	.091	.091	0
Totals		.125	5	16	1	2	0	0	1	3	0	0	0	0	0	7	0	0	2	.313	.125	0

CHAMPIONSHIP SERIES TOTALS

Year	Club, Opp	AVG	G	AB	R	H	2B	3B	HR	RBI	SH	SF	HBP	BB	IBB	SO	SB	CS	GDP	SLG	OBP	E
2022—TB, HOU		.400	4	15	2	6	1	0	1	5	0	0	0	1	0	5	0	0	0	.667	.438	0

NOTABLE MINOR LEAGUE AWARDS AND HONORS

- ◆ **2018** International League Player of the Week...International League Mid-Season All-Star.
- ◆ **2015** MiLB.com Organizational All-Star...Southern League Mid-Season All-Star...Baseball America Minor League All-Star.
- ◆ **2014** California League Mid-Season All-Star...Baseball America High Class A All-Star...Southern League Player of the Week (Aug. 18)...Participated in the Arizona Fall League...AFL Rising Stars Game...AFL All-Prospect League.
- ◆ **2013** MiLB.com Organizational All-Star...Midwest League Mid-Season All-Star... Midwest League Postseason All-Star... Midwest League Player of the Week (June 3).
- ◆ **2011** Appalachian League Player of the Year... Appalachian League Postseason All-Star...MiLB.com Organizational All-Star.

CAREER TRANSACTIONS

- ◆ June 8, 2010...Drafted by **Braves** in the 13th round of the First-Year Player Draft.
- ◆ Dec. 6, 2019...Traded by **Braves** with Nick Ahmed, Randall Delgado, Martin Prado, and Zeke Spruill to **Diamondbacks** in exchange for Chris Johnson and Justin Upton.
- ◆ Feb. 20, 2018...Traded by **Diamondbacks** to **Yankees** in a three-team deal...Yankees sent Taylor Widener, to the Diamondbacks...Yankees sent Nick Solak to the **Rays**...The Rays sent Steven Souza Jr. to the Diamondbacks...The Diamondbacks sent Anthony Banda and Player to be Named Later (Sam McWilliams and Colin Poche) to the Rays
- ◆ July 26, 2018...Traded by **Yankees** with Billy McKinney to **Blue Jays** in exchange for J.A. Happ.
- ◆ Jan. 5, 2021...Signed by **Mets** as a minor league free agent.
- ◆ March 21, 2022...Signed by **Reds** as a minor league free agent.
- ◆ Aug. 2, 2022...Traded by the **Reds** to **Padres** in exchange for Victor Acosta.
- ◆ Dec. 22, 2022...Signed by **Angels** to a two-year contract.

PERSONAL/MISC

- ◆ Brandon Shane Drury.
- ◆ Graduated from Grant Pass High School (OR) where he played shortstop...As a senior was named first-team Rawlings All-West Region...Prior to signing with the Braves, had committed to play baseball at Oregon State University...Played football and basketball as a child before focusing on baseball full time in high school.
- ◆ Grew up an avid Angels fan...Click [HERE](#) for story.
- ◆ Spent several offseasons working out with former MLB All-Star Troy Tulowitzki.

MISCELLANEOUS STATS

CAREER MULTIPLE-HOME RUN GAMES (2)

TWO-HR GAMES (2)

Sept. 16, 2022 at ARI July 27, 2019 vs. TB

CAREER GRAND SLAMS HOME RUNS (2)

Aug. 3, 2022 vs. COL

Aug. 12, 2019 vs. TEX



CAREER WALK-OFF PLATE APPEARANCE / HIT / RBI (6)

July 31, 2021 vs. NYM (RBI-single; 10th)

July 21, 2017 vs. WAS (RBI-single; 9th)

Aug. 24, 2016 vs. ATL (Sac fly; 11th)

April 26, 2019 vs. OAK (2-run HR; 9th)

Sept. 18, 2016 vs. LAD (RBI-single; 12th)

July 16, 2016 vs. LAD (RBI-single; 12th)

CAREER FIELDING

POS	PCT	G	PO	A	E	TC	DP
1B	1.000	48	298	23	0	321	22
2B	.980	192	241	402	13	656	90
3B	.959	211	127	289	18	434	36
SS	1.000	11	11	18	0	29	2
LF	.991	76	110	0	1	111	0
RF	.989	57	86	0	1	87	0
P	.000	1	0	0	0	0	0

DRURY CAREER HIGHS

	SEASON		GAME
AVG	.282 — 2016	H	4 — 7 times; last, 7/9/22 vs. TB
H	136 — 2022	HR	2 — 2 times; last, 9/16/22 at ARI
R	87 — 2022	R	3 — 8 times; last, 9/25/22 at COL
BB	38 — 2022	BB	3 — 5/11/22 vs. MIL
2B	37 — 2017	2B	2 — 9 times; last, 7/9/22 vs. TB
HR	28 — 2022	RBI	6 — 6/21/17 at COL
RBI	87 — 2022	Hit Streak	12 — June 1 - 13, 2022





96

MYLES EMMERSON

BORN: MAY 15, 1998
BIRTHPLACE: SAN DIEGO, CA
ACQUIRED: SIGNED AS NON-DRAFTED FREE AGENT, JULY 17, 2021
SIGNED THRU: 2023; UNDER CLUB CONTROL; 0/3 OPTIONS USED

OPENING DAY AGE: 24
RESIDES: SPRING VALLEY, CA

CATCHER

HEIGHT >>> 5-11

WEIGHT >>> 185

BATS >>> R

THROWS >>> R

NON-ROSTER INVITEE

EMMERSON'S LIFETIME PLAYING RECORD

Year	Club	AVG	G	AB	R	H	2B	3B	HR	RBI	SH	SF	HBP	BB	IBB	SO	SB	CS	GDP	SLG	OBP	E
2021	Inland Empire	.247	23	73	11	18	5	0	1	8	0	0	3	15	0	23	0	2	0	.356	.396	5
2022	Inland Empire	.238	74	256	31	61	11	0	2	32	0	1	2	29	1	59	6	1	10	.305	.319	7
MINOR TOTALS		.240	97	329	42	79	16	0	3	40	0	1	5	44	1	82	6	3	10	.316	.338	12

2022 SEASON

- ◆ Played entire season with Low-A **Inland Empire** totaling 74 games and hitting 11 doubles, two home runs, 32 RBI and six stolen bases.
- ◆ In first two months of season, hit .323 (31/96) with six doubles, one home run and 18 RBI in 27 games for 66ers.
- ◆ Behind the plate, successfully caught 30% (25/82) of would-be basestealers.

CAREER HIGHLIGHTS

- ◆ Has caught 30% (33/110) of would-be basestealers across two seasons with Low-A Inland Empire.
- ◆ Made professional debut with Inland Empire, July 29, 2021 at San Jose.

CAREER TRANSACTIONS

- ◆ July 17, 2021...Signed by **Angels** as non-drafted free agent.

PERSONAL/MISC

- ◆ Myles Owen Emmerson.
- ◆ 2023 marks first season as a non-roster invitee to Major League Spring Training.
- ◆ Played five college seasons at Cal Poly San Luis Obispo, totaling 168 career games...Earned All-Big West honorable mention in 2019...Majored in History.
- ◆ In 2018, played in Collegiate Summer Northwoods League with Waterloo Bucks.
- ◆ 2016 graduate of El Capitan HS (San Diego, CA)...Named first-team All-East County, Player of the Year in Grossmont Valley League and was an All-CIF-San Diego Section second-team pick.
- ◆ Father, Dan, played tennis at UC Santa Barbara...Sister, Danielle, played softball at San Diego State.
- ◆ Learned to surf in summer of 2020.
- ◆ Originally signed by Angels scout Ben Diggins.

EMMERSON



84 >>>

MASON ERLA

BORN: AUG. 19, 1997

BIRTHPLACE: BAY CITY, MI

ACQUIRED: SELECTED IN 17TH ROUND OF 2021 FIRST-YEAR PLAYER DRAFT

SIGNED THRU: 2023; UNDER CLUB CONTROL; 0/3 OPTIONS USED

OPENING DAY AGE: 25

RESIDES: CASS CITY, MI

RHP

HEIGHT >>> 6-4

WEIGHT >>> 200

BATS >>> R

THROWS >>> R

NON-ROSTER INVITEE

ERLA'S LIFETIME PITCHING RECORD

Year	Club	W-L	ERA	G	GS	CG	GF	SHO	SV	IP	H	R	ER	HR	HB	BB	IBB	SO	WP	BK	BAA
2021	—Angels (ACL)	1-0	0.00	2	1	0	0	0	0	5.0	2	0	0	0	0	0	0	9	0	0	.125
	Tri-City	0-1	3.86	1	1	0	0	0	0	2.1	2	2	1	0	0	0	0	2	0	0	.200
2022	—Rocket City	5-6	4.28	16	16	0	0	0	0	82.0	88	42	39	9	4	19	0	64	0	0	.274
MINOR TOTALS		6-7	4.03	19	18	0	0	0	0	89.1	92	44	40	9	4	19	0	75	0	0	.265

2022 SEASON

- ◆ Spent entire season with Double-A **Rocket City**, totaling 16 starts for Trash Pandas.
- ◆ Missed time on injured list from Apr. 19 - June 8...Had made one start for Rocket City before the IL placement.
- ◆ Following return from IL, went 3-0 with a 1.85 ERA (24.1 IP - 5 ER) and 23 strikeouts across five starts from June 9 - July 6.
- ◆ Pitched 6.0 scoreless innings in two starts (July 6 vs. Chattanooga and Sept. 16 vs. Birmingham).
- ◆ Talled season-high eight strikeouts in Sept. 10 start at Montgomery.
- ◆ Was Trash Pandas starting pitcher in Game 3 of Southern League Division Series vs. Tennessee (ND; 3.0 IP, 4 H, 1 ER, 0 BB, 5 SO).

CAREER HIGHLIGHTS

- ◆ Was ranked as Angels #13 prospect by *Baseball America* in 2022 in-season ratings.
- ◆ Made professional debut in 2021 with Arizona Complex League Angels.
- ◆ Ranks third on Michigan State University's career strikeouts list.

CAREER TRANSACTIONS

- ◆ July 13, 2021...Selected by **Angels** in 17th round of First-Year Player Draft (signed July 23, 2021).

PERSONAL/MISC

- ◆ Mason Andrew Erala.
- ◆ 2023 marks first season as a non-roster invitee to Major League Spring Training.
- ◆ During summer of 2018, pitched for Yarmouth-Dennis Red Sox in Cape Cod League.
- ◆ Pitched five seasons at Michigan State University...Compiled 243 career college strikeouts which rank third on MSU's career list (fellow Angels non-roster invitee Cam Vieaux ranks fourth on the list)...Won Robin Roberts Most Valuable Pitcher MSU team award in 2020 and 2021...Named to Big Ten All-Freshman Team in 2018.
- ◆ Graduate of Cass City HS (Cass City, MI).
- ◆ Originally signed by Angels scout Drew Dominguez.

2023 LOS ANGELES ANGELS



53

CARLOS ESTÉVEZ

BORN: DEC. 28, 1992

BIRTHPLACE: SANTO DOMINGO, DR

MLB SERVICE: 6 YEARS, 22 DAYS

ACQUIRED: SIGNED AS FREE AGENT, DEC. 5, 2022

SIGNED THRU: 2024; SIGNED TWO-YEAR CONTRACT, DEC. 5, 2022

OPENING DAY AGE: 30

RESIDES: SANTO DOMINGO, DR

RHP

HEIGHT >>> 6-6

WEIGHT >>> 275

BATS >>> R

THROWS >>> R

ESTÉVEZ'S LIFETIME PITCHING RECORD

Year	Club	W-L	ERA	G	GS	CG	GF	SHO	SV	IP	H	R	ER	HR	HB	BB	IBB	SO	WP	BK	BAA
2011	— Rockies (DSL)	3-2	3.44	8	6	1	1	0	0	34.0	33	14	13	2	0	14	0	27	6	1	.260
2012	— Rockies (DSL)	3-3	4.14	12	9	1	1	0	0	54.1	53	31	25	3	3	13	0	38	14	0	.259
2013	— Tri-City	1-0	2.45	2	0	0	0	0	0	3.2	3	1	1	1	0	1	0	5	0	0	.214
	Grand Junction	5-1	3.79	22	0	0	4	0	0	35.2	31	18	15	3	1	14	0	31	5	0	.240
2014	— Asheville	1-3	4.73	33	0	0	5	0	0	53.1	62	34	28	4	1	11	0	50	7	0	.294
2015	— Modesto	5-0	1.37	14	0	0	10	0	5	19.2	12	3	3	0	0	5	0	25	0	0	.179
	New Britain	0-3	4.50	34	0	0	26	0	13	36.0	39	19	18	2	1	9	0	43	2	0	.275
2016	— Albuquerque	1-0	3.18	5	0	0	2	0	0	5.2	6	2	2	0	0	3	0	4	0	0	.261
	COLORADO	3-7	5.24	63	0	0	26	0	11	55.0	50	32	32	6	5	28	4	59	3	0	.240
2017	— COLORADO	5-0	5.57	35	0	0	9	0	0	32.1	39	21	20	3	1	14	2	31	1	1	.293
	Albuquerque	1-4	1.34	33	0	0	19	0	4	33.2	23	6	5	2	1	10	0	34	1	0	.193
2018	— Albuquerque	0-1	6.35	28	0	0	8	0	1	28.1	37	21	20	6	1	11	0	35	2	0	.314
2019	— COLORADO	2-2	3.75	71	0	0	13	0	0	72.0	70	34	30	12	1	23	1	81	1	1	.250
2020	— COLORADO	1-3	7.50	26	0	0	6	0	1	24.0	33	21	20	6	3	9	0	27	2	0	.317
2021	— COLORADO	3-5	4.38	64	0	0	22	0	11	61.2	71	32	30	8	2	21	0	60	5	0	.293
	Albuquerque (1)	0-0	0.00	1	0	0	0	0	0	1.0	2	0	0	0	0	0	0	3	0	0	.400
2022	— COLORADO	4-4	3.47	62	0	0	20	0	2	57.0	44	27	22	7	1	23	1	54	6	0	.211
MAJOR TOTALS		18-21	4.59	321	0	0	96	0	25	302.0	307	167	154	42	13	118	8	312	18	2	.261
MINOR TOTALS		20-17	3.83	192	15	2	76	0	23	305.1	301	149	130	23	8	91	0	295	37	1	.259

(1) rehab assignment

Disabling Injuries: **2022** — Disabled Sept. 27 - end of season
2021 — Right middle finger strain; disabled May 3-22
2018 — Right elbow strain; disabled April 23 - July 15
 Left oblique strain; disabled March 29 (retro to March 26) - April 23

2022 SEASON

- ◆ Appeared in 62 games for **Rockies**, his third campaign with 60 or more outings (also: 2016 and 2021).
- ◆ Held opponents to a .211 (44/209) batting average, which was lowest mark of career...His .204 (20/98) average against right-handers was second-lowest on team among RHP (min. 75 BF).
- ◆ Following All-Star Break, was 2-0 with one save and a 1.40 ERA (25.2 IP - 4 ER) across 26 appearances.
- ◆ Had streak of 13 games (13.0 IP) without an earned run allowed, Aug. 3-Sept. 2, which was second-longest career stretch without an earned run (longest was 14 games, July 31-Sept. 3, 2021).
- ◆ His 2.03 ERA (31 IP - 7 ER) from July 3 through the end of the season, ranked eighth lowest among National League relievers (min. 30 games).
- ◆ Recorded first strikeout of season in his ninth appearance, May 6 at Arizona...Marked longest stretch without a strikeout of his career.
- ◆ Pitched in both games of June 11 doubleheader at San Diego for second time in his career (also: Aug. 31, 2016 vs. Dodgers).

CAREER HIGHLIGHTS

- ◆ 2023 marks first year of a two-year contract with Angels after playing for Colorado since 2016.
- ◆ His 321 career appearances for Rockies rank sixth in franchise history and 312 career strikeouts are seventh-most by a reliever in franchise history.
- ◆ From 2016-22, led all Rockies pitchers in games (321) and led all relievers in innings (302.0) and strikeouts (312).

ESTÉVEZ



- ◆ Since 2019, is tied for the National League lead with 223 appearances and ranked fifth among all N.L. relievers with 214.2 innings pitched.
- ◆ In his career, has a 3.51 (143.2 IP - 56 ER) road ERA compared with a 5.57 ERA (158.1 IP - 98 ER) at Coors Field.
- ◆ Made a club-high and career-high 71 relief appearances in 2019.
- ◆ In 2016, ranked third among Major League rookies with 11 saves.
- ◆ Made Major League debut with Colorado, April 23, 2016 vs. Dodgers (2 IP, 0 H, 0 R, 1 BB, 2 SO).

MAJOR LEAGUE SUMMARY

2021

- ◆ Appeared in 64 games for **Rockies** in his fifth Major League season.
- ◆ Recorded a career-high-tying 11 saves, his most since his rookie season in 2016.
- ◆ Moved to closer role Aug. 27 and converted nine of 11 save opportunities through the end of the season.
- ◆ Posted a 14-game scoreless streak July 31-Sept. 3, the longest of his career...Over the streak, tossed 14.0 innings and allowed 12 hits with five walks and 15 strikeouts.
- ◆ In 25 games from July 6 - Sept. 3, posted a 1.96 ERA (23.0 IP - 5 ER) with 22 hits, seven walks and 25 strikeouts.
- ◆ Tallied a season-high three strikeouts Aug. 13 at San Francisco and Aug. 27 at Los Angeles (N.L.).
- ◆ Had one stint on injured list May 3-22 with a strained right middle finger.

2020

- ◆ Led **Rockies** staff with 26 appearances and tied for sixth-most appearances in National League.
- ◆ Suffered three losses, all in a five-appearance span from Sept. 4-13, tied for the second-most losses by a reliever in the N.L.
- ◆ Unscored upon in 17 of 26 games...Over his first nine appearances through Aug. 11, had a 0.96 ERA (9.1 IP - 1 ER), and through his first 15 appearances, had a 2.25 ERA (16.0 IP - 4 ER)...Yielded 16 earned runs in 8.0 innings across final 11 outings of season.
- ◆ On Aug. 16 vs. Texas, earned first save since rookie season...Induced a ground-ball out for Colorado's second one-pitch save of the season (also: Jairo Diaz, Aug. 2 vs. San Diego), the fifth one-pitch save in franchise history.

2019

- ◆ After being optioned to Triple-A **Albuquerque** March 23, was recalled April 2 (before Isotopes season began) and spent rest of year on Colorado's active roster.
- ◆ Made a club-high and career-high 71 relief appearances for **Rockies**, which tied for 11th in National League.
- ◆ Posted a career-low 3.75 ERA (72.0 IP - 30 ER), the second-lowest ERA by a Rockies reliever (min. 15 appearances) behind Scott Oberg's 2.25 ERA.
- ◆ Among National League relievers, ranked tied for 11th in appearances, tied for 10th in innings (72.0) and tied for 14th in strikeouts (81)...The 81 strikeouts were tied for 10th most by a Rockies reliever in franchise history.
- ◆ Posted a 2.62 ERA (34.1 IP, 10 ER) on the road, the sixth-lowest road ERA by a N.L. reliever (min. 30 appearances)...Scored upon seven times in 35 road appearances...Allowed only four runs over his last 20 road games (1.71 ERA).
- ◆ Had one stint on family medical emergency list Aug. 4-10.
- ◆ Allowed runs in each of his first three games after his recall...After April 11, scored upon 18 times in 68 games for a 3.49 ERA (67.0 IP - 26 ER).
- ◆ Had a then-career-long 9.2-inning, 10-appearance scoreless streak from Sept. 1-16.
- ◆ Struck out a career-high four batters over 1.2 innings July 20 at New York (A.L.)
- ◆ Recorded two wins on the season...Win on May 1 at Milwaukee was his first since Aug. 9, 2017.

2018

- ◆ Began year on **Rockies** disabled list due to a left oblique strain and right elbow strain...Did not pitch in Majors...Was on 10-day DL with an oblique strain from March 26 to April 23, when he was transferred to the 60-day DL with a right elbow strain.
- ◆ Made 28 appearances for Triple-A **Albuquerque**, recording 35 strikeouts in 28 appearances...Time with Isotopes included two rehab stints (April 5-16 & June 25 - July 15)...Was reinstated from DL and optioned to Albuquerque July 15 for rest of season.

2017

- ◆ Made first career Opening Day roster with **Rockies**.
- ◆ Appeared in 35 games across eight stints with Colorado, including two stints as 26th man in doubleheaders.
- ◆ Five relief wins tied for most among Rockies pitchers and tied for 11th in National League.

2016

- ◆ Started season with Triple-A **Albuquerque** and made five appearances for Isotopes before receiving first Major League promotion.
- ◆ Made Major League debut with **Rockies** April 23 vs. Dodgers (2 IP, 0 H, 0 R, 1 BB, 2 SO).
- ◆ Led 'Rado relievers in strikeouts with 59 and ranked third among Major League rookies with 11 saves (most saves by a rookie in Rockies history).



2023 LOS ANGELES ANGELS

- ◆ Became first MLB rookie since Trevor Rosenthal (2013) to record saves in three consecutive games, July 26-28.
- ◆ Earned first Major League win May 21 at Pittsburgh and first career save June 11 vs. San Diego.

POSTSEASON SUMMARY

- ◆ Made postseason debut in 2017 with **Rockies** in National League Wild Card Game at Arizona...Faced two batters, striking out Ketel Marte and allowing a single to Paul Goldschmidt before being relieved by Greg Holland (Goldschmidt would eventually score later in that inning).

WILD CARD TOTALS

Year	Club, Opp.	W-L	ERA	G	GS	CG	SHO	SV	IP	H	R	ER	BB	SO
2017—	COL, ARI	0-0	27.00	1	0	0	0	0	0.1	1	1	1	0	1

NOTABLE MINOR LEAGUE AWARDS AND HONORS

- ◆ **2015** Arizona Fall League Rising Star.

CAREER TRANSACTIONS

- ◆ May 31, 2011...Signed by **Rockies** as international free agent.
- ◆ Dec. 5, 2022...Signed by **Angels** to two-year contract.

PERSONAL/MISC

- ◆ Carlos Samuel Estévez (pronounced ess-TEH-vez)...On Twitter: @carlosestev28.
- ◆ Wife's name is Margaret...Daughter, Samantha, was born Aug. 2019.
- ◆ Attended Mountain State Academy in West Virginia for his junior year of high school, where he played baseball.
- ◆ Learned English from watching American TV shows.
- ◆ Has two siblings: Casar Saul and Susane.
- ◆ Originally signed by Rockies scout Rolando Fernandez.

CAREER FIELDING

POS	PCT	G	PO	A	E	TC	DP
P	.932	321	19	22	3	44	3

ESTÉVEZ'S CAREER HIGHS

SEASON		GAME	
Wins	5 — 2017	SO	4 — 7/20/19 at NYY
Saves	11 — 2021 & 2016	IP	2.0 — 11 times; last, 6/20/21 vs. MIL
ERA	3.47 — 2022	R & ER	7 — 4/27/17 vs. WSH
IP	72.0 — 2019	BB	3 — 4/15/22 vs. CHC
SO	81 — 2019	H	5 — Twice; last, 8/30/19 vs. PIT
Win Streak	7 — 9/2/16-5/1/19		





22

DAVID FLETCHER

BORN: MAY 31, 1994
BIRTHPLACE: ORANGE, CA
MLB SERVICE: 4 YEARS, 111 DAYS
ACQUIRED: SELECTED IN THE SIXTH ROUND OF THE 2015 FIRST-YEAR PLAYER DRAFT
SIGNED THRU: 2025

OPENING DAY AGE: 27
RESIDES: COTO DE CAZA, CA

INFIELDER

HEIGHT >>> 5-9

WEIGHT >>> 185

BATS >>> R

THROWS >>> R

FLETCHER'S LIFETIME PLAYING RECORD

Year	Club	AVG	G	AB	R	H	2B	3B	HR	RBI	SH	SF	HBP	BB	IBB	SO	SB	CS	GDP	SLG	OBP	E
2015	— Orem	.331	37	160	28	53	12	4	0	30	1	1	1	16	0	9	11	4	4	.456	.391	6
	Burlington	.283	32	120	18	34	4	1	1	10	1	1	2	12	0	13	6	1	2	.358	.358	3
2016	— Inland Empire	.275	78	324	42	89	12	1	3	31	6	2	1	22	0	43	15	3	10	.346	.321	6
	Arkansas	.300	20	80	10	24	6	0	0	6	0	0	0	3	0	13	1	0	2	.375	.325	0
2017	— Mobile	.276	64	243	32	67	14	1	1	22	2	2	4	21	1	30	12	5	8	.354	.341	1
	Salt Lake	.254	47	205	27	52	6	1	2	17	3	0	3	6	0	25	8	1	2	.322	.285	3
2018	— Salt Lake	.350	58	254	55	89	25	5	6	37	1	1	3	16	0	21	7	2	8	.559	.394	4
	LAA	.275	80	284	35	78	18	2	1	25	3	2	3	15	0	34	3	0	7	.363	.316	2
2019	— LAA	.290	154	596	83	173	30	4	6	49	1	1	0	55	2	64	8	3	8	.384	.350	8
2020	— LAA	.319	49	207	31	66	13	0	3	18	1	2	0	20	0	25	2	1	4	.425	.376	6
2021	— LAA	.262	157	626	74	164	27	3	2	47	6	1	1	31	1	60	15	3	10	.324	.297	8
2022	— LAA	.255	61	216	20	55	9	1	2	17	2	0	3	7	0	16	1	0	6	.333	.288	1
	Salt Lake (1)	.204	13	49	3	10	1	0	0	1	0	0	0	2	0	7	1	0	1	.225	.235	0
MAJOR TOTALS		.278	501	1929	243	536	97	10	14	156	13	6	7	128	3	199	29	7	35	.360	.324	25
MINOR TOTALS		.291	349	1435	215	418	80	13	13	154	14	7	14	98	1	161	61	16	37	.392	.341	24

(1) rehab assignment

Disabling Injuries: **2022** — Left hip strain; disabled April 12 - 28
 Left hip strain; disabled May 8 - July 28
 Right hand contusion; disabled Sept. 17 - 29
2020 — Left ankle sprain; disabled Sept. 3 (retro to Aug. 31) - Sept. 12

2022 SEASON

- ◆ Appeared in 61 games for the **Angels** during fifth big league season...Paced the Majors (min. 200 PA) with a 14.25 PA/K rate.
- ◆ Despite limited playing time, ranked seventh on the team in multi-hit games (15).
- ◆ Split time defensively at second base (44 G) and shortstop (36 G), committing just one error in 243 chances...Posted four Defensive Runs Saved (DRS) at second and three at shortstop.
- ◆ Saw three stints on the disabled list with left hip injuries and a right hand contusion.

CAREER SUMMARY

- ◆ Southern California native collected 500th career hit Aug. 12th vs. Minnesota...One of 22 Halos infielders all-time to log at least 500 hits...Since the start of 2018 season, leads all Angels with 536 hits (Ohtani ranks second with 530)...Since making big league debut June 13, 2018, ranks 12th in the American League with a .278 average (min. 2000 PA).
- ◆ Two-time Angels Heart and Hustle Award recipient...Named A.L. Player of the Week (July 5-11, 2021)...Recognized by MLB, Aug. 17, 2020 for the "Play of the Week".
- ◆ Gold Glove finalist at second base in 2021 (Marcus Semien).

CONTACT INFO

Since the start of the 2018 season, David Fletcher (10.47 PA/K) has been the hardest player in the Majors to strike out and ranks second in contact percentage (91.0%).

A HIT RECORD

David Fletcher was the first player to lead the team in hits for three consecutive seasons (2019-21) since Garret Anderson from 2001-03... The Angels have never had a player pace the team in hits for four straight years.

2023 LOS ANGELES ANGELS

MAJOR LEAGUE SUMMARY

2021

- ◆ Prior to the season, signed a five-year extension with the **Angels** which includes two Club options for 2026 and 2027.
- ◆ In fourth Major League season, paced the team in hits (164) for the third straight season...Ranked second on the Club in average, runs scored, doubles, stolen bases, was tied for third in triples and third in RBI.
- ◆ Established a new career high with 15 stolen bases...Was the first Angels second baseman with at least 15 steals in a season since Adam Kennedy in 2006.
- ◆ Hardest player in the American League (2nd in Majors) to strikeout, posting an 11.08 PA/K rate.
- ◆ Recorded a 26-game hit streak from June 13-July 18, the second-longest hit streak in franchise history (Garret Anderson, 28 games)...Tabbed as the American League Player of the Week for the period of July 5-11 after batting .593 (16/27) with two doubles, two HR and seven RBI...Also had an 0-for-32 skid from Sept. 20 through his first at-bat Oct. 2.
- ◆ Winner of the Cub's "Heart and Hustle Award"...Also won in 2019 (no award was presented in 2020).

CONTACT SOLUTION

In 2021, Fletcher became the sixth Angel all-time to log 150 hits, 25 doubles and 15 steals while striking out 60 times or less in a single season joining Albie Pearson, Don Baylor, Rod Carew, David Eckstein and Orlando Cabrera.

2020

- ◆ Completed third big league season with the **Angels** and led the Club in average, hits and doubles...The .319 average ranked third in the American League (10th in the Majors) while his 66 hits were good for fifth (T11th in the Majors)...Was the third-hardest player to strike out in the Junior Circuit (5th in Majors), registering a 9.20 PA/K rate and paced the Majors in with a 92% contact rate.
- ◆ Received a 10th place vote for American League MVP.
- ◆ Recognized by MLB, Aug. 17, for the "Play of the Week"...Was the first Halo infielder to win the honors since Albert Pujols in 2012...Logged career-best 16-game hit streak from July 31-Aug. 17.
- ◆ Saw action at four different positions: shortstop (27), second base (15), third base (8) and right field (1).
- ◆ Ranked third on the Club in fWAR (1.6), trailing Rendon and Trout.

2019

- ◆ In second big league season and first full, led **Angels** in games (154), hits (173) and doubles (30) and ranked second in average (.290) behind only Mike Trout (.291)...Last Halo with more hits in a single season was Howie Kendrick (181) in 2014...Was the first Halo third baseman with 30 doubles in a season since Chone Figgins (30 2B's) in 2009 (min. 50% of games at third).
- ◆ Appeared defensively at five different positions: third base (90), shortstop (39), second base (42), left field (21) and right field (2)...Prior to 2019, had never started a game in the outfield at any of the following levels: high school, college, minors, Major Leagues.
- ◆ Named a finalist for the Rawlings Gold Glove Award at third base (award won by Oakland's Matt Chapman)...His six errors at third were tied for the second-fewest in A.L. (min. 600 innings) while his .970 fielding percentage ranked fourth... Combined to post an American League-leading .982 fielding percentage at all five positions (min. 1300 innings).
- ◆ Was second-hardest player to strikeout in Majors (10.20 PA/K).
- ◆ 88 first-half hits were the most by a Halo in their sophomore season since Mike Trout in 2012 (88).

FLETCHER'S FUN FACTS

High School - Cypress High School (10 miles from Angel Stadium)
College - Loyola Marymount University (Los Angeles, CA)
Favorite Baseball Player - David Eckstein
Favorite NFL Team - Carolina Panthers
Favorite Video Game - SuperSmash Bros.
Favorite Video Game System - N64

2018

- ◆ After beginning the year with Triple-A **Salt Lake**, made Major League debut with **Angels** June 13th vs. Seattle (3/4, 3B, 2 RBI).
- ◆ From debut to his final game of season on Sept. 16th, ranked in the Top 5 by A.L. rookies in several categories including average (.275, 3rd), hits (78, 2nd), doubles (18, 3rd), runs (35, 4th) and OBP (.316, 4th)...Left game Sept. 16th in the 1st inning with a left hamstring strain.
- ◆ Defensively, appeared in 43 games at second base, 33 at third base, seven at shortstop and four in right field.

FLETCHER



NOTABLE MINOR LEAGUE AWARDS AND HONORS

- ◆ **2017** Angels Organizational Defensive Player of the Month for May and June
- ◆ **2016** MiLB Organizational All-Star
- ◆ **2015** MiLB Organizational All-Star

CAREER TRANSACTIONS

- ◆ June 10, 2015...Selected by the **Angels** in the sixth round of the First-Year Player Draft.
- ◆ April 1, 2021....Signed five-year extension with the **Angels**.

PERSONAL/MISC

- ◆ David Owen Fletcher...Originally signed by Angels scout Ben Diggins.
- ◆ He and wife Kierra were married Dec. 16, 2018.
- ◆ Teammates with Taylor Ward on Scottsdale Scorpions during 2016 Arizona Fall League.
- ◆ Grew up in Orange County, CA...Favorite player was former Angels David Eckstein who also wore 22.
- ◆ Brother Dominic is an outfielder in the Arizona Diamondbacks organization.
- ◆ Played collegiately at Loyola Marymount University (CA) from 2014-15...Majored in psychology...Garnered first team All-WCC honors as freshman and sophomore...Earned Freshman All-American accolades from *Baseball America*, Collegiate Baseball and the National Collegiate Baseball Writers Association...Claimed WCC Defensive Player of the Year, first team All-WCC and WCC All-Freshman team honors in first season...2015 LMU Male Athlete of the Year.
- ◆ 2013 graduate of Cypress High School (CA)...All-State and All-CIF his junior and senior seasons, including CIF Player of the Year as a senior...2013 Empire League Player of the Year...Team captain and led team to the 2013 CIF Championship at Dodger Stadium...Hit .437 with 38 runs scored and 23 stolen bases.
- ◆ Played in the Alaska League in 2013 where he was named a Gold Glove winner and best professional prospect.

MISCELLANEOUS STATS

CAREER LEADOFF HOME RUNS (6)

Aug. 2, 2022 vs. OAK July 9, 2021 at SEA Sept. 21, 2019 at HOU May 8, 2019 at DET
 May 5, 2019 vs. HOU (in MTY, MX) July 12, 2018 vs. SEA

CAREER FIELDING

POS	PCT	G	PO	A	E	TC	DP
2B	.991	286	442	640	10	1092	147
3B	.972	131	57	225	8	290	22
SS	.985	129	112	274	6	392	45
OF	.979	28	46	0	1	47	0

FLETCHER'S CAREER HIGHS

	SEASON		GAME
AVG	.290 — 2019	H	4 — 6 times; last, 7/11/21 at SEA
R	83 — 2019	R	3 — 6 times; last, 8/17/22 vs. SEA
H	173 — 2019	HR	1 — 14 times; last, 8/16/22 (G2) at SEA
2B	30 — 2019	2B	2 — 8 times; last, 9/3/22 vs. HOU
HR	6 — 2019	RBI	5 — 2 times; last, 7/17/21 vs. SEA
RBI	49 — 2019	SB	2 — 2 times; last, 8/31/21 vs. NYY
SB	15 — 2021	Hit Streak	26 — June 13-July 17, 2021

2023 LOS ANGELES ANGELS



40

JUSTIN GARZA

BORN: MARCH 20, 1994
BIRTHPLACE: GLENDORA, CA
MLB SERVICE: 102 DAYS

OPENING DAY AGE: 29
RESIDES: AVONDALE, AZ

ACQUIRED: SIGNED AS FREE AGENT, DEC. 12, 2022
SIGNED THRU: 2023; UNDER CLUB CONTROL; 0/3 OPTIONS USED

RHP

HEIGHT >>> 5-11

WEIGHT >>> 170

BATS >>> R

THROWS >>> R

GARZA'S LIFETIME PITCHING RECORD

Year	Club	W-L	ERA	G	GS	CG	GF	SHO	SV	IP	H	R	ER	HR	HB	BB	IBB	SO	WP	BK	BAA
2016	Indians (AZL)	0-2	7.00	6	4	0	0	0	0	9.0	12	8	7	0	6	7	0	9	1	0	.324
2017	Lake County	4-6	5.83	26	8	0	8	0	3	95.2	97	72	62	12	6	46	0	86	9	1	.265
2018	Lynchburg	5-6	3.71	16	16	0	0	0	0	68.0	56	31	28	5	4	22	0	69	2	0	.227
	Mahoning Valley	0-0	0.00	2	2	0	0	0	0	7.0	2	0	0	0	0	0	0	7	0	0	.091
2019	Lynchburg	6-9	4.99	29	20	0	4	0	1	119.0	126	74	66	13	10	56	0	109	11	0	.275
2020										DID NOT PLAY - No Minor League Season											
2021	Akron	0-0	0.00	1	0	0	0	0	0	1.0	0	0	0	0	0	2	0	1	0	0	.000
	Columbus	1-1	1.59	14	0	0	3	0	1	22.2	8	5	4	2	0	13	0	31	1	0	.110
	CLEVELAND	2-1	4.71	21	0	0	6	0	0	28.2	27	16	15	5	0	18	0	29	0	0	.250
2022	Columbus	2-3	4.64	37	0	0	22	0	7	42.2	33	24	22	6	3	19	1	50	1	0	.220
MAJOR TOTALS		2-1	4.71	21	0	0	6	0	0	28.2	27	16	15	5	0	18	0	29	0	0	.250
MINOR TOTALS		18-27	4.66	131	50	0	37	0	12	365.0	334	214	189	38	29	165	1	362	25	1	.246

2022 SEASON

- ◆ Spent entire season with Triple-A **Columbus**, totaling 37 relief appearances and led the Clippers staff with seven saves...50 strikeouts were tied for lead among Columbus relievers.
- ◆ His 37 relief appearances tied for second-most on Clippers staff.
- ◆ Began year on injured list with Columbus after appearing in six Spring Training games with **Guardians** as a non-roster invitee...Made season debut with Clippers May 28 vs. Buffalo.
- ◆ During a 19 game stretch from June 11 - Aug. 10, recorded five saves and pitched to a 1.66 ERA (21.2 IP - 4 ER) with 20 strikeouts.
- ◆ Held left-handers to a .146 (7/48) average for the season.

MAJOR LEAGUE SUMMARY

2021

- ◆ Began year with Double-A **Akron** and made one appearance (1 IP, 0 H, 0 R, 2 BB, 1 SO) before promoted to Triple-A **Columbus**.
- ◆ Pitched to a 0.44 ERA (20.1 IP - 1 ER) with 28 strikeouts across his first 12 appearances for Clippers and had contract selected by Cleveland, June 24.
- ◆ Made Major League debut in relief with **Indians** June 27 at Minnesota (2.2 IP, 1 H, 1 ER, 0 BB, 3 SO).
- ◆ Pitched a career-high 3.1 IP July 20 at Houston...Recorded a 2.79 ERA (9.2 IP - 3 ER) over his first four outings before being optioned back to Columbus July 21.
- ◆ Was recalled July 31 and spent the remainder of the season in Cleveland.
- ◆ Recorded a 2.03 ERA over his first six MLB appearances (13.1 IP - 3ER), but allowed 12 ER in 15.1 IP across final 15 big league outings...Limited right-handed hitters to a .231 (15/65) average against and a .228 (13/57) mark with men on base.
- ◆ Recorded first Major League win July 31 at Chicago White Sox (2 IP, 0 H, 0 R, 1 BB, 3 SO).
- ◆ Combined on the year to post an ERA of 1.52 (23.2 IP - 4 ER) in 15 minor league relief appearances.
- ◆ Was designated for assignment Nov. 19 and outrighted to Columbus five days later after going unclaimed.

NOTABLE MINOR LEAGUE AWARDS AND HONORS

- ◆ **2018** Carolina League Pitcher of the Week (Apr. 9-15 & Apr. 16-22).





CAREER TRANSACTIONS

- ◆ June 6, 2012...Selected by **Indians** in 26th round of First-Year Player Draft (did not sign).
- ◆ June 9, 2015...Selected by **Indians** in eighth round of First-Year Player Draft (signed June 23, 2015).
- ◆ Dec. 12, 2022...Signed by **Angels** to a one-year, non-guaranteed split contract.

PERSONAL/MISC

- ◆ Justin Charles Garza.
- ◆ Married his wife, Victoria, in January 2018.
- ◆ Angels were his favorite team growing up...Favorite MLB players were Pedro Martinez, Tim Lincecum & Darin Erstad.
- ◆ Was not selected to Indians Player Pool during 2020 season.
- ◆ Pitched three years for Cal State Fullerton (2013-15), finishing collegiate career with a 21-7 record and a 2.64 ERA in 41 outings (40 GS)...Departed Titans with 10th-lowest ERA in school history...Junior season ended after 12 starts after tearing a ligament in his pitching elbow.
- ◆ On May 23, 2014, became fourth Fullerton pitcher to toss a no-hitter and the first since Kirk Saarloos in 2001, fanning 12 against Cal State Northridge.
- ◆ During freshmen season (2013) named Second Team All-American (ABCA Rawlings, Baseball America, Louisville Slugger) and First Team freshmen All-American (Baseball America, Louisville Slugger, NCBWA) and Big West Pitcher of the Year, posting a 12-0 mark in 17 starts as the Titans finished the year with a 16-1 record in his starts (2.03 ERA, 115 IP - 26 ER, 95 SO).
- ◆ In summer of 2014, pitched for USA Collegiate National Team, finishing with a 2-1 record with a 1.35 ERA in eight games (4 GS).
- ◆ 2012 graduate of Bonita HS (La Verne, CA)...Named to *Max Preps* and *Baseball America* All-American teams.
- ◆ Enjoys video games and spending time with his two golden retrievers.

CAREER FIELDING

POS	PCT	G	PO	A	E	TC	DP
P	1.000	21	2	3	0	5	1

ANGEL STADIUM GROUND RULES

DUGOUT AND PHOTOGRAPHERS AREAS

- Ball striking any forward facing green padded dugout or photographer well railing and rebounding onto playing field: In Play.
- Ball striking or resting on padded flat area at the home plate end of both dugouts is considered in the dugout: Out of Play. (Fielder is permitted to lean on or over this area in an attempt to field the ball.)

OUTFIELD AREA

- The netted extension from the foul pole to the top of the outfield wall is treated as part of the foul pole:
 - Ball in flight striking extension: Home Run
 - Ball striking the top of the outfield wall in fair territory then extension: Home Run
 - Bounding ball (off of the playing surface) striking the extension: Two Bases
- Ball in flight striking higher wall at a point above the lower wall and continuing over the lower wall in fair territory: Home Run
- Ball striking yellow square at top of outfield wall adjacent to the left field bullpen gate: In Play
 - Ball in flight striking vertical fence support above yellow square at top of outfield wall adjacent to the left field bullpen gate: Home Run
 - Fair bounding ball striking vertical fence support above yellow square at top of outfield wall adjacent to the left field bullpen gate: Out of Play, Two Bases
- Ball in flight striking beyond the yellow line, including the video board, in right field: Home Run



2023 LOS ANGELES ANGELS



70

JOSÉ GODOY

BORN: OCT. 13, 1994

BIRTHPLACE: MARACAIBO, VZ

MLB SERVICE: 70 DAYS

ACQUIRED: SIGNED AS MINOR LEAGUE FREE AGENT, DEC. 16, 2022

SIGNED THRU: 2023; UNDER CLUB CONTROL; 2/3 OPTIONS USED

OPENING DAY AGE: 28

RESIDES: SAN FRANCISCO, VZ

CATCHER

HEIGHT >>> 5-11

WEIGHT >>> 200

BATS >>> L

THROWS >>> R

NON-ROSTER INVITEE

GODOY'S LIFETIME PLAYING RECORD

Year	Club	AVG	G	AB	R	H	2B	3B	HR	RBI	SH	SF	HBP	BB	IBB	SO	SB	CS	GDP	SLG	OBP	E
2012	— Cardinals (DSL)	.239	46	142	15	34	4	1	0	15	0	3	4	32	2	22	0	2	1	.282	.387	8
2013	— Cardinals (GCL)	.263	36	114	15	30	5	0	0	13	0	0	5	14	0	18	1	0	5	.307	.368	3
2014	— Palm Beach	.000	2	4	0	0	0	0	0	0	0	0	0	0	0	1	0	0	0	.000	.000	0
	Johnson City	.331	36	118	15	39	4	0	1	18	0	0	1	18	0	11	0	0	3	.390	.423	6
2015	— Palm Beach	.167	3	6	1	1	0	0	0	0	0	0	0	1	0	1	0	0	0	.167	.286	1
	State College	.234	36	107	10	25	7	1	0	18	0	2	3	14	0	15	0	0	5	.318	.333	0
2016	— Peoria	.293	80	287	36	84	11	0	1	31	1	2	8	29	3	34	1	1	11	.341	.371	2
	Springfield	1.000	1	1	0	1	0	0	0	0	0	0	0	0	0	0	0	0	0	1.000	1.000	0
2017	— Palm Beach	.265	69	238	21	63	14	0	4	41	6	2	3	16	0	36	1	2	10	.374	.317	3
2018	— Palm Beach	.289	68	211	25	61	10	1	2	18	5	1	7	25	1	37	2	0	2	.374	.381	1
	Springfield	.226	9	31	3	7	1	0	0	0	0	0	2	0	3	0	0	4	.258	.273	1	
2019	— Springfield	.256	48	160	22	41	10	0	5	33	1	3	6	18	0	30	0	1	1	.413	.348	2
	Memphis	.316	27	79	10	25	6	0	2	9	0	1	0	7	0	16	0	0	3	.468	.368	1
2020	—	<i>DID NOT PLAY — Participated at Cardinals Alternate Training Site</i>																				
2021	— Tacoma	.285	73	298	44	85	15	1	7	56	1	4	3	19	0	57	1	0	12	.413	.330	5
	SEATTLE	.162	16	37	2	6	1	0	0	3	0	0	0	3	0	14	0	0	2	.189	.225	2
2022	— St. Paul	.197	43	137	13	27	5	0	3	14	0	0	1	13	2	41	0	0	3	.299	.272	3
	MINNESOTA	.000	2	3	2	0	0	0	0	0	0	0	0	2	0	2	0	0	0	.000	.400	0
	PITTSBURGH	.059	8	17	1	1	0	0	1	0	0	0	0	7	0	0	0	0	0	.059	.059	0
	Indianapolis	.333	10	39	7	13	1	0	3	12	0	1	1	1	0	7	0	0	2	.590	.357	0
	MAJOR TOTALS	.123	26	57	5	7	1	0	0	4	0	0	0	5	0	23	0	0	2	.140	.194	2
	MINOR TOTALS	.272	587	1972	237	536	93	4	28	278	14	19	42	209	8	329	6	6	62	.366	.351	36

2022 SEASON

- ◆ Began year with Triple-A **St. Paul** and appeared in four games, before receiving first of two big league promotions to Minnesota...Totaled 43 games for St. Paul across three stints with team.
- ◆ Made **Twins** debut, Apr. 24 vs. White Sox, walking twice and scoring two runs.
- ◆ Claimed off waivers by **Pirates**, Aug. 5 and joined Pittsburgh's Major League roster.
- ◆ Made **Pirates** debut, Aug. 6 at Baltimore, as a defensive substitution.
- ◆ After five games with Pirates, was optioned to Triple-A Indianapolis, where he recorded a hit in seven of 10 games...Hit safely in all five games with Indians during the month of September, going 8-for-19 with three home runs and seven RBI.
- ◆ Returned to Pittsburgh Sept. 26 for final week of regular season.

CAREER HIGHLIGHTS

- ◆ Made Major League debut with Seattle, May 21, 2021 at San Diego as a defensive substitution.
- ◆ Became 20,000th player in Major League history.
- ◆ In 2021, batted .307 (58/189) with 11 doubles, one triple, three homers and 37 RBI over his final 45 games with Tacoma from July 22 to the end of the season.
- ◆ Named a 2018 Florida State League Mid-Season All-Star with Palm Beach.



CAREER TRANSACTIONS

- ◆ July 2, 2011...Signed by **Cardinals** as international free agent.
- ◆ Nov. 20, 2020...Signed by **Mariners** as minor league free agent.
- ◆ Mar. 13, 2022...Claimed off waivers from **Mariners** by **Giants**.
- ◆ Mar. 17, 2022...Claimed off waivers from **Giants** by **Twins**.
- ◆ Aug. 5, 2022...Claimed off waivers from **Twins** by **Pirates**.
- ◆ Dec. 16, 2022...Signed by **Angels** as minor league free agent.

PERSONAL/MISC

- ◆ José Alberto Godoy.
- ◆ Hometown of Maracaibo is second-largest city in Venezuela, behind Caracas...The city is known as the center of Venezuela's oil industry.



2023 LOS ANGELES ANGELS



46

JIMMY HERGET

BORN: SEPT. 9, 1993

BIRTHPLACE: TAMPA, FL

MLB SERVICE: 2 YEARS, 79 DAYS

ACQUIRED: SIGNED AS MINOR LEAGUE FREE AGENT, AUG. 16, 2021

SIGNED THRU: 2023; UNDER CLUB CONTROL; 1/3 OPTIONS USED

OPENING DAY AGE: 29

RESIDES: TAMPA, FL

RHP

HEIGHT >>> 6-3

WEIGHT >>> 180

BATS >>> R

THROWS >>> R

HERGET'S LIFETIME PITCHING RECORD

Year	Club	W-L	ERA	G	GS	CG	GF	SHO	SV	IP	H	R	ER	HR	HB	BB	IBB	SO	WP	BK	BAA
2015	— Billings	3-0	3.20	24	0	0	20	0	15★	25.1	16	9	9	1	4	11	0	26	3	0	.188
2016	— Daytona	4-4	1.78	50★	0	0	46	0	24★	60.2	47	16	12	3	2	22	0	83	0	2	.208
2017	— Pensacola	1-3	2.73	24	0	0	21	0	16	29.2	22	9	9	1	1	12	2	44	0	0	.202
	— Louisville	3-1	3.06	28	0	0	24	0	9	32.1	30	11	11	4	0	9	1	28	0	0	.248
2018	— Louisville	1-3	3.47	50	0	0	20	0	0	59.2	59	28	23	5	4	21	1	65	1	0	.253
2019	— Louisville	3-4	2.91	48	0	0	16	0	2	58.2	41	22	19	7	2	36	1	68	3	0	.193
	— CINCINNATI	0-0	4.26	5	0	0	4	0	0	6.1	8	3	3	2	0	3	0	0	0	0	.348
2020	— TEXAS	1-0	3.20	20	1	0	6	0	0	19.2	13	7	7	2	2	14	1	17	0	0	.188
2021	— Round Rock	2-2	2.63	27	0	0	15	0	3	37.2	28	14	11	5	0	12	0	48	0	0	.196
	— TEXAS	0-1	9.00	4	0	0	1	0	0	4.0	5	5	4	1	1	0	0	2	0	0	.294
	— Salt Lake	0-1	13.50	4	0	0	2	0	0	4.2	7	7	7	1	1	3	1	5	0	0	.350
	— LAA	2-2	4.30	14	0	0	2	0	0	14.2	15	7	7	0	2	4	1	18	0	1	.283
2022	— LAA	2-1	2.48	49	1	0	13	0	9	69.0	48	20	19	4	3	15	3	63	0	0	.196
	— Rocket City (1)	1-0	4.50	3	0	0	0	0	0	4.0	2	2	2	1	0	2	0	4	0	0	.154
MAJOR TOTALS		5-4	3.17	92	2	0	26	0	9	113.2	89	42	40	9	8	36	5	100	0	1	.219
A.L. TOTALS		5-4	3.10	87	2	0	22	0	9	107.1	81	39	37	7	8	33	5	100	0	1	.211
MINOR TOTALS		18-18	2.96	258	0	0	164	0	69	312.2	252	118	103	28	14	128	6	371	7	2	.217

★ led or tied for league lead

(1) rehab assignment

Disabling Injuries: 2022 — Right shoulder impingement; disabled June 22 - July 31

2022 SEASON

- ◆ Made Opening Day roster for first time with **Angels** and led Halos relievers in strikeouts and ERA, while ranking second in saves and innings pitched and third in appearances.
- ◆ Pitched to a 1.10 ERA (32.2 IP - 4 ER) with 29 strikeouts across final 24 appearances of year...His ERA led A.L. relievers (min. 25 IP) in that span from Aug. 2 - end of season.
- ◆ Recorded first career save May 15 at Oakland (2.2 IP, 1 H, 0 R).
- ◆ Earned a winning decision June 18 at Seattle (Game 2) with a career-high 3.2 scoreless innings.
- ◆ Made second career start, Apr. 29 at White Sox as part of a bullpen game and set a then-career-high with 3.0 innings pitched.
- ◆ Missed 30 games on injured list (right shoulder impingement) from June 22 - July 31....Made three rehab appearances with Double-A **Rocket City**.

MAJOR LEAGUE SUMMARY

2021

- ◆ Began season with Triple-A **Round Rock**, going 2-2 with three saves and a 2.63 ERA (37.2 IP - 11 ER) and 48 strikeouts in 27 games for the Express.
- ◆ Had contract selected **Rangers** Aug. 2 and made season debut with Texas that night vs. Angels with 2.0 perfect innings.
- ◆ After four appearances with Texas was designated for assignment...Elected free agency Aug. 15.
- ◆ Signed a minor league contract with Angels, Aug. 16 and joined Triple-A **Salt Lake**.
- ◆ Made four appearances for Bees before having contract selected by Angels Aug. 31...Earned the win in his Halos debut that night vs. Yankees with 1.2 scoreless innings pitched.



- ◆ Earned win Sept. 7 at San Diego after working 2.0 perfect innings with two strikeouts.
- ◆ Was unscored upon in nine of 14 appearances for Angels and stranded 10 of 13 inherited runners.

2020

- ◆ Ranked second on **Rangers** staff in relief appearances (20) and relief IP (19.2) over two stints with Texas: July 31 - Aug. 10 and Aug. 12-end of season...Was unscored upon in 15 of the 20 appearances.
- ◆ Was scoreless in 16 of 20 outings, including one start (first of career) as an 'opener' on Sept. 18 at LAA (1.0 SHO IP, 2 BB)...Remains his only career start as a professional.
- ◆ After being briefly optioned to Rangers Alternate Training site, closed year with a 1.17 ERA (15.1 IP - 2 ER) over final 15 games of season.
- ◆ Compiled a 10.1-inning scoreless streak from Aug. 16 - Sept. 11, which was second-longest streak by a Ranger in 2020 (18.0 IP - Lance Lynn).
- ◆ Recorded first career strikeout Aug. 1 vs. San Francisco (Austin Slater) in seventh MLB appearance.
- ◆ Earned first Major League win despite a blown save in final outing on Sept. 26 vs. HOU (1.0 IP, 1 ER); first Ranger to record a win and blown save in the same game since Alex Claudio on Sept. 1, 2017 vs. LAA.

2019

- ◆ Spent majority of year with Triple-A **Louisville**, where his team-high 48 games ranked fifth in International League... According to FanGraphs, ranked second on Bats and 15th in IL with a swinging strike pct. of 13.7% (min. 50 IP).
- ◆ Made Major League debut July 7 vs. Cleveland...Allowed HR to first (Greg Allen) and third (Jason Kipnis) batters faced in the big leagues.
- ◆ Totaled five appearances across three stints with Reds and did not allow a run in his final four outings (5.2 IP) after yielding three runs in his MLB debut.

NOTABLE MINOR LEAGUE AWARDS AND HONORS

- ◆ **2017** Futures Game selection...Southern League Mis-Season All-Star.
- ◆ **2016** Florida State League Mid-Season and Post-Season All-Star...*Baseball America* Class High-A All-Star.

CAREER TRANSACTIONS

- ◆ June 6, 2012... Selected by **Braves** in 40th round of First-Year Player Draft (did not sign).
- ◆ June 9, 2015... Selected by **Reds** in sixth round of First-Year Player Draft (signed June 12, 2015).
- ◆ Dec. 2, 2019... Claimed off waivers by **Rangers** from **Reds**.
- ◆ Dec. 11, 2020...Signed by **Rangers** to a Major League contract.
- ◆ Aug. 16, 2021...Signed by **Angels** as minor league free agent.

PERSONAL/MISC

- ◆ Jimmy Matthew Herget...Pronounced HER-get...On Twitter: @hergee20.
- ◆ Married wife, Katie, Jan. 11, 2020.
- ◆ Participated in Angels Classroom Connections program, visiting students at Melinda Heights Elementary School in Rancho Santa Margarita during 2022 season.
- ◆ Attended a 250 person youth baseball/softball clinic at Great Park Baseball Stadium in Irvine, CA in June 2022 as part of Play Ball Weekend, along with teammates Griffin Canning, Brandon Marsh and Jared Walsh.
- ◆ In 2018 ranked 11th by *MLB.com* on list of Cincinnati's top prospects.
- ◆ In 2016, was named by *Baseball America* as Best Reliever in Florida State League and pitcher with Best Breaking Ball.
- ◆ Was a two-time first team All-American Athletic Conference honoree in three seasons at University of South Florida, going 25-11 with a 1.96 ERA (303 IP - 66 ER) in 47 games for the Bulls
- ◆ Pitched for Bourne Braves in 2014 Cape Cod League.
- ◆ Graduated from Jefferson HS (Tampa, FL).
- ◆ Originally signed by Reds scout Greg Zunino.

CAREER FIELDING

POS	PCT	G	PO	A	E	TC	DP
P	1.000	92	7	9	0	16	0

HERGET'S CAREER HIGHS

	SEASON	GAME
Wins	2 — 2021 & 2022	SO 5 — 4/17/22 at TEX
Losses	3 — 2021	IP 3.2 — 6/18/22 at SEA (Game 2)
ERA	2.48 — 2022	R & ER 4 — 4/8/22 vs. HOU
IP	69.0 — 2022	BB 2 — 4 times; last, 8/31/22 vs. NYY
SO	63 — 2022	H 5 — 7/7/19 vs. CLE



56

JONATHAN HOLDER

BORN: JUNE 9, 1993
BIRTHPLACE: GULFPORT, MS
MLB SERVICE: 4 YEARS, 124 DAYS
ACQUIRED: SIGNED AS MINOR LEAGUE FREE AGENT, NOV. 22, 2022
SIGNED THRU: 2023; SIGNED ONE-YEAR CONTRACT; 2/3
OPTIONS USED

OPENING DAY AGE: 29
RESIDES: GULFPORT, MS

RHP

HEIGHT >>> 6-2

WEIGHT >>> 230

BATS >>> R

THROWS >>> R

NON-ROSTER INVITEE

HOLDER'S LIFETIME PITCHING RECORD

Year	Club	W-L	ERA	G	GS	CG	GF	SHO	SV	IP	H	R	ER	HR	HB	BB	IBB	SO	WP	BK	BAA
2014	Yankees 2 (GCL)	1-1	12.27	2	1	0	0	0	0	3.2	7	5	5	0	0	3	0	4	0	0	.438
	Staten Island	1-2	3.03	10	7	0	0	0	0	32.2	35	16	11	1	0	10	0	30	3	0	.285
2015	Tampa	7-5	2.44	19	18	1	1	0	0	103.1	92	33	28	3	5	21	0	78	2	0	.234
	Yankees 2 (GCL)	0-0	1.00	3	3	0	0	0	0	9.0	5	1	1	0	0	0	0	8	0	0	.156
2016	Scranton/WB	0-1	6.35	1	0	0	0	0	0	5.2	4	4	4	1	0	4	0	4	0	0	.200
	Tampa	0-0	0.00	2	0	0	1	0	0	4.0	2	0	0	0	1	0	0	7	0	0	.154
	Trenton	3-1	2.20	28	0	0	21	0	10	41.0	27	10	10	2	3	7	0	59	0	0	.188
	Scranton/WB	2-0	0.89	12	0	0	11	0	6	20.1	7	2	2	1	0	0	0	35	0	0	.103
2017	NEW YORK (AL)	0-0	5.40	8	0	0	1	0	0	8.1	8	5	5	1	0	4	0	5	0	0	.258
	Scranton/WB	1-1	3.89	37	0	0	12	0	0	39.1	45	17	17	5	3	8	1	40	2	0	.283
2018	Scranton/WB	0-0	1.69	12	0	0	4	0	1	16.0	15	3	3	1	1	8	0	21	0	0	.250
	NEW YORK (AL)	1-3	3.14	60	1	0	14	0	0	66.0	53	27	23	4	1	19	3	60	1	0	.214
2019	NEW YORK (AL)	1-0	3.00	4	1	0	1	0	0	6.0	5	2	2	1	0	1	0	8	1	0	.217
	NEW YORK (AL)	5-2	6.31	34	1	0	8	0	0	41.1	43	32	29	8	2	11	1	46	0	0	.256
2020	Scranton/WB	1-1	2.92	9	0	0	3	0	2	12.1	13	5	4	1	0	2	0	15	1	0	.271
	NEW YORK (AL)	3-0	4.98	18	0	0	4	0	0	21.2	25	13	12	3	0	11	1	14	1	0	.281
2021	Cubs (ACL) (1)	0-0	0.00	1	1	0	0	0	0	1.0	1	0	0	0	0	0	0	1	0	0	.200
	Iowa (1)	0-0	9.00	1	0	0	0	0	0	1.0	1	1	1	1	0	1	0	0	0	0	.250
2022	Cubs (ACL)	0-0	0.00	2	1	0	0	0	0	3.0	1	0	0	0	0	1	0	4	0	0	.100
	Iowa	1-1	10.00	14	0	0	1	0	0	18.0	29	20	20	2	2	11	0	19	3	0	.358
MAJOR TOTALS		10-6	4.38	157	2	0	39	0	0	176.2	174	94	86	21	6	53	6	165	4	0	.250
MINOR TOTALS		17-12	2.96	120	32	1	43	0	19	277.0	244	102	91	14	12	69	0	293	10	0	.234

(1) rehab assignment

Disabling Injuries: 2021 — Right shoulder strain; disabled March 29 - end of season
 2019 — Right shoulder inflammation; disabled Aug. 7 - end of season

2022 SEASON

- ◆ Spent majority of year on injured list with Triple-A Iowa...First two appearances came on rehab assignment with **ACL Cubs** (July 25 & July 30).
- ◆ Rejoined Iowa Aug. 4 and made first appearance Aug. 5 vs. Toledo.
- ◆ Totaled 14 relief appearances across final two months of season, compiling 19 strikeouts in 18.0 innings.

CAREER HIGHLIGHTS

- ◆ Made Major League debut with Yankees in relief, Sept. 2, 2016 at Baltimore (1 IP, 0 H, 0 R, 0 BB, 1 SO)...Struck out first batter faced (Adam Jones).
- ◆ Has made four career Opening Day rosters, all with Yankees (2017-20).
- ◆ First Major League start (as an Opener), Sept. 24, 2018 at Tampa Bay...His 102 MLB appearances as a reliever before making his first career start were the most in Yankees history (ELIAS).
- ◆ 2016 Eastern League All-Star...2015 Florida State League All-Star.
- ◆ Earned *MiLB.com* Yankees Organization All-Star honors in 2016 and was *MiLB.com* Staff Choice for Best Relief Pitcher in International League.



POSTSEASON SUMMARY

- ◆ Made postseason debut in **2018** with **Yankees** in Game 3 of ALDS vs. Red Sox, tossing 2.0 innings in relief...Was on New York's roster for Wild Card Game vs. A's, but did not pitch in Yankees 7-2 victory.
- ◆ In **2020** with **Yankees**, pitched in Game 2 of ALDS vs. Rays, working 1.0 perfect inning...Was on Yankees roster for Wild Card series vs. Cleveland, but did not appear in New York's 2-0 series sweep.

WILD CARD SERIES TOTALS

Year	Club, Opp.	W-L	ERA	G	GS	CG	SHO	SV	IP	H	R	ER	BB	SO
2018	— NYY, OAK													
2020	— NYY, CLE													

Did not pitch

Did not pitch

DIVISION SERIES TOTALS

Year	Club, Opp.	W-L	ERA	G	GS	CG	SHO	SV	IP	H	R	ER	BB	SO
2018	— NYY, BOS	0-0	4.50	1	0	0	0	0	2.0	2	1	1	1	1
2020	— NYY, TB	0-0	0.00	1	0	0	0	0	1.0	0	0	0	0	1
Totals		0-0	3.00	2	0	0	0	0	3.0	2	1	1	1	2

CAREER TRANSACTIONS

- ◆ June 6, 2014...Selected by **Yankees** in sixth round of First-Year Player Draft (signed June 13, 2014).
- ◆ Dec. 17, 2020...Signed by **Cubs** to one-year contract.
- ◆ Nov. 19, 2021...Signed by **Cubs** as minor league free agent.
- ◆ Nov. 22, 2022...Signed by **Angels** as minor league free agent.

PERSONAL/MISC

- ◆ Jonathan Blake Holder...On Twitter: @Jholder14.
- ◆ Is married to Nicole...Couple welcomed first child, son, Hudson, in 2021.
- ◆ In January 2018, hosted a youth baseball clinic in Biloxi, Miss., with other professional and collegiate baseball players, with proceeds benefiting local youth undergoing cancer treatment.
- ◆ Played three seasons for Mississippi State University, owning a 1.59 ERA in 91 relief appearances...Set school's career (37) and single-season (21) saves records...Named a 2013 consensus All-American and earned 2012 consensus Freshman All-America honors.
- ◆ Graduated from Gulfport (Miss.) High School in 2011, where he lettered three times as a pitcher and first baseman...Honor roll student and member of the GHS Key Club.



2023 LOS ANGELES ANGELS



66

KOLTON INGRAM

BORN: OCT. 21, 1996

OPENING DAY AGE: 26

BIRTHPLACE: STOCKBRIDGE, GA

RESIDES: HAMPTON, GA

ACQUIRED: SIGNED AS MINOR LEAGUE FREE AGENT, MARCH 22, 2021

SIGNED THRU: 2023; UNDER CLUB CONTROL; 0/3 OPTIONS USED

LHP

HEIGHT >>> 5-9

WEIGHT >>> 170

BATS >>> R

THROWS >>> R

INGRAM'S LIFETIME PITCHING RECORD

Year	Club	W-L	ERA	G	GS	CG	GF	SHO	SV	IP	H	R	ER	HR	HB	BB	IBB	SO	WP	BK	BAA
2019	Tigers East (GCL)	1-1	4.15	15	1	0	7	0	1	30.1	29	14	14	1	1	11	1	28	1	0	.252
2020	DID NOT PLAY - No Minor League Season																				
2021	Inland Empire	0-1	3.09	8	0	0	6	0	4	11.2	9	5	4	1	0	6	0	19	1	1	.209
	Tri-City	1-0	5.23	16	0	0	5	0	2	20.2	15	12	12	2	0	13	0	31	2	0	.205
	Rocket City	0-0	1.26	12	0	0	7	0	4	14.1	9	2	2	0	0	6	0	17	1	0	.184
2022	Rocket City	6-2	2.67	50	0	0	23	0	10	60.2	39	21	18	6	7	17	0	73	5	1	.186
MINOR TOTALS		8-4	3.27	101	1	0	48	0	21	137.2	101	54	50	10	8	53	1	168	10	2	.206

2022 SEASON

- ◆ Spent entire season with Double-A **Rocket City**...Led all Trash Pandas relievers in games, innings and holds (13).
- ◆ His 50 appearances tied for Southern League lead and ranked tied for fifth in the league in saves...Among Southern League relievers (min. 30 games in relief), his 0.92 WHIP ranked second, his 2.67 ERA (60.2 IP - 18 ER) ranked fifth and .186 (39/210) opponent batting average ranked ninth.
- ◆ Converted 10 of 12 save opportunities for Trash Pandas.
- ◆ In first 17 appearances following All-Star Break, pitched to a 0.47 ERA (19.1 IP - 1 ER) with 18 strikeouts.
- ◆ Selected to **Angels** 40-man roster, Nov. 15.

NOTABLE MINOR LEAGUE AWARDS AND HONORS

- ◆ **2021** High-A West Pitcher of the Week (July 5-11)

CAREER TRANSACTIONS

- ◆ June 5, 2019...Selected by **Tigers** in 37th round of First-Year Player Draft (signed June 23, 2019).
- ◆ March 22, 2021...Signed by **Angels** as minor league free agent.

PERSONAL/MISC

- ◆ Kolton Reed Ingram...On Twitter: @Kolt45.
- ◆ Attended Rocket City's "Christmas Light Show" alongside teammate Sonny DiChiara as part of Trash Pandas "Winter Wonderland" event in Dec. 2022.
- ◆ In 2020, worked out with Detroit RHP Brendan White (they were teammates with GCL Tigers in 2019) in Georgia throughout the Spring/Summer.
- ◆ Pitched collegiately at Columbus State University (GA) where he holds the all-time career strikeout record (315 SO)...In 2018, he earned All-American honors and helped lead Cougars to NCAA Division II College World Series Championship game...Led all Division II pitchers in wins (14) and strikeouts (150).
- ◆ Graduated Cum Laude from Luella HS (Locust Grove, GA), where he was a five-time letterwinner and earned All-Conference honorable mention honors as a junior.
- ◆ Originally signed by Tigers scout Bryson Barber.

INGRAM



89

JEREMIAH JACKSON

BORN: MAR. 26, 2000

BIRTHPLACE: ANTIOCH, TN

ACQUIRED: SELECTED IN SECOND ROUND OF 2018 FIRST-YEAR PLAYER DRAFT

SIGNED THRU: 2023; UNDER CLUB CONTROL; 0/3 OPTIONS USED

OPENING DAY AGE: 23

RESIDES: MOBILE, AL

INFIELDER

HEIGHT >>> 6-0

WEIGHT >>> 165

BATS >>> R

THROWS >>> R

NON-ROSTER INVITEE

JACKSON'S LIFETIME PLAYING RECORD

Year	Club	AVG	G	AB	R	H	2B	3B	HR	RBI	SH	SF	HBP	BB	IBB	SO	SB	CS	GDP	SLG	OBP	E
2018	— Angels (AZL)	.317	21	82	13	26	4	2	5	14	0	1	1	7	0	25	6	1	2	.598	.374	7
	— Orem	.198	22	91	13	18	6	3	2	9	0	1	0	8	0	34	4	1	2	.395	.260	11
2019	— Orem	.266	65	256	47	68	14	2	23★	60★	0	6	5	24	0	96	5	1	4	.605	.333	18
2020	— LAA																					
2021	— Inland Empire	.264	45	167	29	44	14	3	8	46	0	4	1	24	1	65	11	3	4	.527	.352	14
	— Angels (ACL)	.381	6	21	5	8	1	0	2	4	0	0	0	1	0	7	2	0	0	.714	.409	3
2022	— Rocket City	.215	87	307	44	66	16	0	14	44	0	2	4	38	1	77	7	4	15	.404	.308	17
MINOR TOTALS		.249	246	924	151	230	55	10	54	177	0	14	11	102	2	304	35	10	27	.505	.326	70

★ led or tied for league lead

2021 SEASON

- ◆ Spent entire season with Double-A **Rocket City**, where his 14 home runs tied for second most on team and were his most since totaling 23 homers in 2019 for Orem.
- ◆ After playing in Trash Pandas first two games, missed over six weeks on IL (oblique strain), returning May 26.
- ◆ During 17 game span from June 7-26, hit .350 (21/60) with seven doubles, six HR, 19 RBI and a 1.193 OPS.
- ◆ Defensively, saw time at second base (33 G), shortstop (31 G), third base (10 G) and left field (9 G).

CAREER HIGHLIGHTS

- ◆ Enters 2023 ranked by *Baseball America* as Best Power Hitter in Angels system.
- ◆ Missed over two months of 2021 season on injured list with a quad strain.
- ◆ Played in Arizona Fall League following 2021 season...Spent 2020 at Angels Alternate Training Site in Long Beach.
- ◆ Honored as 2019 Angels Minor League Player of the Year...Led Pioneer League in home runs (23) and RBI (60).
- ◆ Selected as a 2019 Pioneer League Mid-Season and Post-Season All-Star...Named by *MILB.com* as an Organization All-Star in 2019...Named as 2019 *Baseball America* Rookie All-Star.
- ◆ Hit 23 home runs for Orem in 2019, which matched Pioneer League single season record, set by Greg Morrison for 1997 Medicine Hat Blue Jays...Received Joe Bauman Home Run Award - Short Season, which is given to Minor League Baseball player who hit the most regular season home runs each year.
- ◆ Was MVP of 2019 Northwest League/Pioneer League All-Star Game...Hit go-ahead grand slam in 3rd inning.
- ◆ Recognized as Angels organizational Player of the Month for August 2019 (.338, 4 2B, 1 3B, 9 HR, 21 RBI, 7 BB, 17 R, 2 SB)...Was also *MILB.com's* Pioneer League Player of the Month.

CAREER TRANSACTIONS

- ◆ June 5, 2018...Selected by **Angels** in second round of First-Year Player Draft (signed June 15, 2018).

PERSONAL/MISC

- ◆ Jeremiah Nicholas Kenley Jackson...On Twitter: @datdudejackson2.
- ◆ 2023 marks second season as a non-roster invitee to Major League Spring Training (also, 2021).
- ◆ In 2021, along with Livan Soto, became first two players born in the 2000s to attend an Angels big league camp.
- ◆ Has participated in annual *Don't Blink HR Derby in Paradise* in the Bahamas during offseason.
- ◆ Graduated from St. Luke's Episcopal School (Mobile, AL)...Became first Alabama high school shortstop drafted in first two rounds since Bo Jackson (no relation) was selected by Yankees in second round of 1982 Draft.
- ◆ Credits his grandfather for his calm demeanor on the field.
- ◆ Originally signed by Angels scout J.T. Zink.

2023 LOS ANGELES ANGELS



25

TAYLOR JONES

BORN: DEC. 6, 1995

BIRTHPLACE: KENT, WA

MLB SERVICE: 1 YEAR, 89 DAYS

ACQUIRED: SIGNED AS MINOR LEAGUE FREE AGENT, JAN. 11, 2023

SIGNED THRU: 2023; UNDER CLUB CONTROL; 3/3 OPTIONS USED

OPENING DAY AGE: 29

RESIDES: KENT, WA

INFIELDER

HEIGHT >>> 6-7

WEIGHT >>> 230

BATS >>> R

THROWS >>> R

NON-ROSTER INVITEE

JONES' LIFETIME PLAYING RECORD

Year	Club	AVG	G	AB	R	H	2B	3B	HR	RBI	SH	SF	HBP	BB	IBB	SO	SB	CS	GDP	SLG	OBP	E
2016	— Tri-City	.252	70	254	34	64	17	0	8	38	0	0	8	32	0	61	1	1	9	.413	.354	5
2017	— Quad Cities	.218	50	174	23	38	8	0	5	28	1	4	6	17	0	50	0	0	4	.351	.303	2
	Buies Creek	.225	55	191	17	43	5	1	2	17	0	3	1	28	0	51	0	0	2	.293	.323	2
2018	— Corpus Christi	.314	84	309	45	97	25	1	13	63	0	5	8	45	3	78	2	0	5	.528	.409	1
	Fresno	.210	39	143	16	30	7	1	5	17	0	2	2	16	0	46	0	0	6	.378	.294	4
2019	— Round Rock	.291	125	447	86	130	28	0	22	84	0	8	8	68	1	112	0	1	13	.501	.388	3
2020	— HOUSTON	.190	7	21	3	4	1	0	1	3	0	0	0	1	0	7	0	0	2	.381	.227	0
2021	— HOUSTON	.245	35	102	11	25	8	1	2	16	0	2	0	4	0	29	0	0	5	.402	.269	0
	Sugar Land	.331	48	178	36	59	15	0	10	44	0	3	0	31	1	43	0	1	4	.584	.425	6
2022	— Sugar Land	.263	74	274	52	72	17	0	12	43	0	1	12	35	1	78	0	0	6	.456	.370	7
	HOUSTON	.000	1	1	0	0	0	0	0	0	0	0	0	0	0	0	0	0	0	.000	.000	0
	Sacramento	.250	7	24	5	6	4	0	0	5	0	0	0	5	0	8	0	0	0	.417	.379	0
MAJOR TOTALS		.234	43	124	14	29	9	1	3	19	0	2	0	5	0	36	0	0	7	.395	.260	0
MINOR TOTALS		.270	552	1994	314	539	126	3	77	339	1	26	45	277	6	527	3	3	49	.452	.368	30

Disabling Injuries: 2022 — Low back discomfort; disabled Apr. 4 - June 23

2021 — Disabled Aug. 31 - Sept. 15

Disabled Apr. 20 - Apr. 21

2022 SEASON

- ◆ Began year on **Astros** injured list with low back discomfort...Sent on rehab assignment with Triple-A **Sugar Land**, June 3 and was optioned to Triple-A following completion of rehab assignment.
- ◆ Ultimately totaled 74 games for Space Cowboys across two stints with team.
- ◆ Recalled by Houston, Aug. 1 and made only Major League appearance of season that day vs. Boston and grounded out in lone plate appearance as a pinch hitter to end the game (3-2 Red Sox victory)...Optioned back to Sugar Land the next day.
- ◆ Designated for assignment by Houston, Sept. 13 and was claimed by **Giants** Sept. 16 and optioned to Triple-A **Sacramento**...Appeared in seven September games for River Cats to end regular season.

CAREER HIGHLIGHTS

- ◆ Made Major League debut with Houston, July 26, 2020 vs. Seattle as starting designated hitter (0-for-2).
- ◆ Recorded first Major League hit and RBI on Aug. 19, 2020 at Colorado (off Ryan Castellani) and first-career homer Aug. 22 at SD (off Zach Davies).
- ◆ 2018 Texas League Mid-Season All-Star and Top Star of Texas League All-Star Game.
- ◆ 2016 New York-Penn League Mid-Season All-Star.

CAREER TRANSACTIONS

- ◆ June 10, 2015...Selected by **Cubs** in 35th round of First-Year Player Draft (did not sign).
- ◆ June 11, 2016...Selected by **Astros** in 19th round of First-Year Player Draft (signed June 14, 2016).
- ◆ Sept. 16, 2022...Claimed off waivers from **Astros** by **Giants**.
- ◆ Jan. 11, 2023...Signed by **Angels** as minor league free agent.

JONES

PERSONAL/MISC

- ◆ Taylor Michael Jones.
- ◆ Became second Astros position player to be listed at 6'7" or taller, joining OF Walt Bond (6'-7"), who played for Houston from 1964-65...Among Major Leaguers in 2022, only OF Aaron Judge (NYY) and INF Oneil Cruz (PIT), both listed at 6'-7", were as tall as Jones.
- ◆ Graduated from Kentwood HS in Covington, Wash. in 2012...Was 2012 Kentwood Athlete of the Year...Lettered three years in baseball and basketball...Was a pitcher and first baseman in baseball and a forward on basketball team...Led baseball team to two state championships (2010, 2012) and his basketball team to a state title in 2010.
- ◆ Attended Gonzaga, where he was a two-way player over his first two years at the school before converting to a full-time position player in his junior year...Hit .332 and ranked sixth in the nation in doubles (27) as a senior...Hit .358 and earned First Team All-WCC honors as a sophomore in 2015.
- ◆ Younger brother, Jordan, is a pitcher in the Guardians organization...Jordan was a 16th round pick of Cleveland in 2019 Draft and split 2022 season between High-A Lake County and Double-A Akron.
- ◆ Originally signed by Astros scout Bryan Byrne.



2023 LOS ANGELES ANGELS



64 >>>

BEN JOYCE

BORN: SEPT. 17, 2000

BIRTHPLACE: KNOXVILLE, TN

ACQUIRED: SELECTED IN THIRD ROUND OF 2022 FIRST-YEAR PLAYER DRAFT

SIGNED THRU: 2023; UNDER CLUB CONTROL; 0/3 OPTIONS USED

OPENING DAY AGE: 22

RESIDES: KNOXVILLE, TN

RHP

HEIGHT >>> 6-5

WEIGHT >>> 225

BATS >>> R

THROWS >>> R

NON-ROSTER INVITEE

JOYCE'S LIFETIME PITCHING RECORD

Year	Club	W-L	ERA	G	GS	CG	GF	SHO	SV	IP	H	R	ER	HR	HB	BB	IBB	SO	WP	BK	BAA
2022	Rocket City	1-0	2.08	13	0	0	2	0	1	13.0	11	4	3	0	3	4	0	20	1	0	.220

2022 SEASON

- ◆ Began year in his redshirt junior season at **University of Tennessee**...Pitched to a 2.23 ERA (32.1 IP - 8 ER) in 27 appearances for the Vols, who earned the #1 overall seed in NCAA Tournament after winning the SEC regular season and conference tournament championships.
- ◆ Tossed the fastest recorded pitch (105.5 MPH) in college baseball history, May 1 vs. Auburn.
- ◆ Regularly reached 100+ MPH, including 43 pitches at 100+ MPH during NCAA Tournament play (3.2 IP).
- ◆ Selected by Angels in third round of 2022 First-Year Player Draft and was assigned to Double-A **Rocket City**.
- ◆ First professional appearance came Aug. 6 for Trash Pandas vs. Tennessee.
- ◆ Pitched exactly 1.0 inning in all 13 games for Rocket City...After allowing two earned runs in his debut appearance, allowed just one more earned run across next 12 contests (0.75 ERA; 12 IP - 1 ER), with 19 strikeouts in that span to finish regular season.
- ◆ Appeared in two postseason games for Trash Pandas during Southern League Division Series vs. Tennessee.

CAREER HIGHLIGHTS

- ◆ Enters 2023 ranked as Angels #10 prospect by *Baseball America* and the #4 pitcher...Is also rated by the publication as having Best Fastball in Angels Organization.
- ◆ Made professional debut in 2022 with Rocket City.
- ◆ On May 1, 2022 vs. Auburn, had a pitch clocked at 105.5 MPH, which was fastest recorded pitch speed in college baseball history.

CAREER TRANSACTIONS

- ◆ July 18, 2022...Selected by **Angels** in third round of First-Year Player Draft (signed Aug. 2, 2022).

PERSONAL/MISC

- ◆ Benjamin Alan Joyce...On Twitter: @benjoyce08.
- ◆ 2023 marks first season as a non-roster invitee to Major League Spring Training.
- ◆ At University of Tennessee, completed his bachelor's degree in Finance in May 2022...Named to 2022 NCBWA All-American 3rd Team and Spring SEC Academic Honor Roll.
- ◆ Did not pitch during 2021 season while recovering from "Tommy John" surgery.
- ◆ Attended Walters State Community College (Morristown, TN) from 2019-20 before transferring to University of Tennessee.
- ◆ Graduate of Farragut HS (Knoxville, TN)...Helped lead Admirals to state playoffs as a senior in 2018 and reached 100 MPH with his fastball during high school career.
- ◆ Has an identical twin brother, Zach, who will pitch his junior season at University of Tennessee in 2023.
- ◆ Originally signed by Angels scout Joel Murrie.

JOYCE



79

JAKE KALISH

BORN: JULY 9, 1991

BIRTHPLACE: RED BANK, NJ

ACQUIRED: SIGNED AS MINOR LEAGUE FREE AGENT, DEC. 16, 2022

SIGNED THRU: 2023; UNDER CLUB CONTROL; 0/3 OPTIONS USED

OPENING DAY AGE: 31

RESIDES: SCOTTSDALE, AZ

LHP

HEIGHT >>> 6-2

WEIGHT >>> 210

BATS >>> S

THROWS >>> L

NON-ROSTER INVITEE

KALISH'S LIFETIME PITCHING RECORD

Year	Club	W-L	ERA	G	GS	CG	GF	SHO	SV	IP	H	R	ER	HR	HB	BB	IBB	SO	WP	BK	BAA
2015	Royals (AZL)	0-2	5.40	4	0	0	3	0	0	5.0	5	3	3	0	1	2	0	6	0	1	.278
	Burlington	3-1	2.20	10	1	0	4	0	1	28.2	20	9	7	1	1	3	0	31	2	0	.189
2016	Lexington	0-0	2.38	5	0	0	3	0	1	11.1	6	3	3	0	0	1	0	13	0	1	.158
	Wilmington	3-0	2.48	18	0	0	10	0	2	36.1	27	12	10	3	4	10	1	35	5	0	.201
2017	Wilmington	1-1	1.93	10	0	0	6	0	1	18.2	13	4	4	0	0	6	2	23	1	0	.191
	NW Arkansas	0-7	3.77	18	9	0	1	0	0	71.2	83	32	30	4	4	17	0	49	2	1	.293
	Omaha	1-0	2.35	3	3	0	0	0	0	15.1	18	4	4	1	0	5	0	16	2	0	.305
2018	NW Arkansas	2-2	5.12	16	4	0	4	0	0	38.2	46	28	22	6	0	8	0	39	1	1	.279
	Omaha	6-6	3.34	17	14	1	1	1	1	89.0	94	35	33	3	8	13	0	85	0	0	.272
2019	NW Arkansas	0-0	1.00	3	1	0	1	0	1	9.0	6	1	1	0	0	1	0	13	0	0	.176
	Omaha	8-8	5.16	24	10	0	1	0	1	118.2	131	77	68	26	5	25	0	89	3	0	.279
2020	DID NOT PLAY - Participated at Royals Alternate Training Site																				
2021	Omaha	3-6	6.94	30	15	0	0	0	0	96.0	110	75	74	31	3	35	0	106	3	1	.286
2022	Salt Lake	★10-2	2.87	23	11	0	2	0	0	84.2	77	29	27	6	8	19	0	72	2	0	.244
MINOR TOTALS		37-35	4.13	181	68	1	36	1	7	623.0	636	312	286	81	34	145	3	577	21	5	.263

★ led or tied for league lead

2022 SEASON

- ◆ Spent entire season with Triple-A **Salt Lake**, and led Pacific Coast League with 10 wins across 23 appearances (11 starts)...Began year in Bees bullpen, before joining rotation April 20.
- ◆ Was named a PCL All-Star as the top left-handed starting pitcher in PCL in a vote by league managers.
- ◆ Honored as PCL Pitcher of the Month for May after going 3-0 with 1.05 ERA (25.2 IP - 3 ER) and 27 SO in four starts.
- ◆ Missed time on injured list from July 7 - Aug. 31...Returned to a relief role in September following return from IL.

CAREER HIGHLIGHTS

- ◆ Selected as 2022 Pacific Coast League Post-Season All-Star as top left-handed starter.
- ◆ Was Pacific Coast League Pitcher of the Month for May 2022.
- ◆ Named an MiLB.com Royals Organization All-Star in 2016 & 2018.

CAREER TRANSACTIONS

- ◆ June 10, 2015...Selected by **Royals** in 32nd round of First-Year Player Draft (signed June 16, 2015).
- ◆ March 19, 2022...Signed by **Angels** as minor league free agent.
- ◆ Dec. 16, 2022...Signed by **Angels** as minor league free agent.

PERSONAL/MISC

- ◆ Jacob Louis Kalish...Last name is pronounced: KAY-lish...On Twitter: @jkalish18.
- ◆ Married wife, Allie, November 11, 2017.
- ◆ 2023 marks fourth season as a non-roster invitee to Major League Spring Training; also 2019-21 with Royals.
- ◆ Played for Israel during 2017 World Baseball Classic, appearing in two games.
- ◆ Older brother, Ryan, played parts of two seasons with Red Sox (2010, 2012) and seven games with Cubs in 2012.
- ◆ Attended George Mason University (Fairfax, VA) and Red Bank Regional HS (Little Silver, NJ).
- ◆ Originally signed by Royals scout Jim Farr.

2023 LOS ANGELES ANGELS



18 >>>

JAKE LAMB

BORN: OCT. 9, 1990
BIRTHPLACE: SEATTLE, WA
MLB SERVICE: 7 YEARS, 140 DAYS
ACQUIRED: SIGNED AS MINOR LEAGUE FREE AGENT, DEC. 19, 2022
SIGNED THRU: 2023; SIGNED ONE-YEAR CONTRACT

OPENING DAY AGE: 32
RESIDES: SEATTLE, WA

INFIELDER

HEIGHT >>> 6-3

WEIGHT >>> 215

BATS >>> L

THROWS >>> R

NON-ROSTER INVITEE

LAMB'S LIFETIME PLAYING RECORD

Year	Club	AVG	G	AB	R	H	2B	3B	HR	RBI	SH	SF	HBP	BB	IBB	SO	SB	CS	GDP	OBP	SLG	E
2012	— Missoula	.329	67	280	47	92	22	5	9	57	0	4	7	24	1	51	8	2	8	.539	.390	7
2013	— Visalia	.303	64	231	44	70	20	0	13	47	0	2	2	48	2	70	0	0	10	.558	.424	12
	D-backs (AZL)	.294	5	17	4	5	2	0	0	5	0	1	1	2	0	5	0	0	0	.412	.381	2
2014	— Mobile	.321	103	374	60	120	36	5	14	79	0	9	6	50	3	100	1	0	7	.556	.401	11
	Reno	.500	5	18	3	9	4	0	1	5	0	0	0	3	0	4	2	0	1	.889	.571	0
	ARIZONA	.230	37	126	15	29	4	1	4	11	0	1	0	6	0	37	1	1	4	.373	.263	1
2015	— ARIZONA	.263	107	350	38	92	15	5	6	34	0	3	1	36	3	97	3	2	5	.386	.331	7
	Reno (1)	.364	3	11	0	4	1	0	0	2	0	0	0	4	0	1	0	0	0	.455	.533	1
2016	— ARIZONA	.249	151	523	81	130	31	9	29	91	0	4	3	64	5	154	6	1	13	.509	.332	20
2017	— ARIZONA	.248	149	536	89	133	30	4	30	105	0	5	7	87	13	152	6	4	15	.487	.357	14
2018	— ARIZONA	.222	56	207	34	46	8	0	6	31	0	4	1	26	0	65	1	2	4	.348	.307	3
	Visalia (1)	.182	3	11	2	2	2	0	0	0	0	0	0	0	0	3	0	0	0	.364	.182	0
2019	— ARIZONA	.193	78	187	26	36	8	2	6	30	0	2	5	32	1	55	1	0	4	.353	.323	2
	Reno (1)	.179	12	39	5	7	2	0	1	7	0	0	0	7	0	12	0	0	0	.308	.304	0
2020	— ARIZONA	.116	18	43	2	5	1	0	0	1	0	0	1	6	0	17	0	1	0	.140	.240	0
	OAKLAND	.267	13	45	5	12	4	0	3	9	0	0	2	2	0	8	0	0	1	.556	.327	1
2021	— CHICAGO (A.L.)	.212	43	113	20	24	2	0	6	13	0	0	1	17	0	38	0	0	4	.389	.321	1
	Charlotte (1)	.246	16	61	6	15	5	0	3	8	0	0	0	8	0	15	0	0	1	.475	.333	1
	TORONTO	.129	12	31	5	4	2	0	1	6	0	2	1	5	0	13	0	0	0	.290	.256	1
2022	— Okla. City	.290	61	231	44	67	12	0	15	50	0	3	3	39	0	74	1	1	6	.537	.395	1
	LOS ANGELES (NL)	.239	25	67	10	16	5	1	2	4	0	0	2	8	0	24	0	1	4	.433	.338	0
	SEATTLE	.167	16	30	3	5	1	0	1	2	0	0	1	3	0	14	0	0	0	.300	.265	1
MAJOR TOTALS		.236	705	2258	328	532	111	22	94	337	0	21	25	292	22	674	18	12	54	.429	.327	51
A.L. TOTALS		.205	84	219	33	45	9	0	11	30	0	2	5	27	0	73	0	0	5	.304	.397	4
N.L. TOTALS		.239	621	2039	295	487	102	22	83	307	0	19	20	265	22	601	18	12	49	.329	.433	47
MINOR TOTALS		.307	339	1273	215	391	106	10	56	260	0	19	19	185	6	335	12	3	33	.538	.398	35

(1) rehab assignment

- Disabling Injuries:** **2021** — Strained right quadriceps; disabled June 29 - Aug. 6
2019 — Left quadriceps strain; disabled April 5 (retro to April 4) - June 26
2018 — Left shoulder contusion; disabled July 27 - end of season
 Left AC joint sprain; disabled April 3 - May 18
2015 — Left foot stress reaction; disabled April 21 (retro to April 19) - June 6

2022 SEASON

- ◆ Started year at Triple-A **Oklahoma City**, appearing in 61 games before having contract selected by **Dodgers** June 28...At time of promotion, ranked among Pacific Coast League leaders in home runs (15; T3rd), RBI (50; 4th), walks (39; T4th), total bases (124; 7th), slugging (.537; 7th), OBP (.395; 8th), runs (44; 8th) and hits (67; T9th).
- ◆ Made **Dodgers** debut June 28 at Colorado as a pinch hitter.
- ◆ Totaled 25 games (17 starts) for Dodgers...Homered in back-to-back games July 8-9 vs. Cubs...Defensively, appeared primarily in left field, while also totaling eight innings at first base.
- ◆ Traded by Dodgers to **Mariners**, Aug. 2, for cash considerations or a PTBNL.
- ◆ Played in 16 games for Seattle, appearing defensively in right field, left field, first base and third base...was designated for assignment by Seattle, Sept. 21 and released Sept. 24.



CAREER HIGHLIGHTS

- ◆ Selected as National League All-Star in 2017, becoming first D-backs third baseman to play in All-Star Game since Matt Williams in 1999...Set career highs in hits (133), homers (30), RBI (105), walks (87) and runs (89).
- ◆ Set a Diamondbacks franchise Opening Day record with four RBI, March 29, 2018 vs. Rockies...His nine career RBI on Opening Day are also a D-backs club record.
- ◆ Ranks third in franchise history among Arizona third basemen in career home runs and RBI, behind Mark Reynolds and Matt Williams.
- ◆ In 2017, was one of two MLB third basemen with 85+ walks and 85+ runs (also: Kris Bryant; 91 walks, 108 runs).
- ◆ In 2015, became first MLB rookie with 7+ RBI in his team's first two games of a season since Detroit's Johnny Groth in 1949.

POSTSEASON SUMMARY

- ◆ Made postseason debut with **Diamondbacks** in 2017 Wild Card Game vs. Rockies and went 4-for-5, with four singles, to become first MLB player with a 4+ hit game in a Wild Card postseason contest...Was 2-for-8 in NLDS vs. Dodgers, as D-backs were swept in three games.
- ◆ In 2020 with **Athletics**, appeared in all three games of Wild Card Series vs. White Sox, going 1-for-5 at the plate... Only appearance in ALDS vs. Astros was a Game 1 start at third base...Was removed for a pinch hitter in 5th inning.

WILD CARD SERIES TOTALS

Year	Club, Opp	AVG	G	AB	R	H	2B	3B	HR	RBI	SH	SF	HBP	BB	IBB	SO	SB	CS	GDP	SLG	OBP	E
2017	—ARI, COL	.800	1	5	3	4	0	0	0	0	0	0	0	0	0	0	0	0	0	.800	.800	0
2020	—OAK, CWS	.200	3	5	0	1	0	0	0	0	0	0	0	0	0	0	0	0	.200	.200	0	
Totals		.500	4	10	3	5	0	0	0	0	0	0	0	0	0	0	0	0	.500	.500	0	

DIVISION SERIES TOTALS

Year	Club, Opp	AVG	G	AB	R	H	2B	3B	HR	RBI	SH	SF	HBP	BB	IBB	SO	SB	CS	GDP	SLG	OBP	E
2017	—ARI, LAD	.250	3	8	1	2	0	0	0	0	0	0	0	0	0	2	0	0	0	.250	.250	0
2020	—OAK, HOU	.000	1	2	0	0	0	0	0	0	0	0	0	0	0	1	0	0	1	.000	.000	0
Totals		.200	4	10	1	2	0	0	0	0	0	0	0	0	0	3	0	0	1	.200	.200	0

CAREER TRANSACTIONS

- ◆ June 9, 2009...Selected by **Pirates** in 38th round of First-Year Player Draft (did not sign).
- ◆ June 5, 2012...Selected by **Diamondbacks** in sixth round of First-Year Player Draft (signed June 10, 2012).
- ◆ Sept. 14, 2020...Signed by **Athletics** as free agent.
- ◆ Feb. 23, 2021...Signed by **Braves** as free agent.
- ◆ March 30, 2021...Signed by **White Sox** as free agent.
- ◆ Sept. 3, 2021...Claimed off waivers from **White Sox** by **Blue Jays**.
- ◆ March 18, 2022...Signed by **Dodgers** as minor league free agent.
- ◆ Aug. 2, 2022...Traded by **Dodgers** to **Mariners** for cash considerations or PTBNL.
- ◆ Dec. 19, 2022...Signed by **Angels** as minor league free agent.

PERSONAL/MISC

- ◆ Jacob Ryan Lamb...On Twitter: @JakeLamb18.
- ◆ In 2018, started Jake Lamb's Kids with Courage community program, hosting patients from Phoenix Children's Hospital and their families throughout the season...Jake's sister, Megan, had leukemia at 3, and is now cancer free...Jake often participated in D-backs visits to Phoenix Children's Hospital.
- ◆ Attended University of Washington...Earned honorable mention All-Pac-12 from 2010-12 and Freshman All-American honors by Collegiate Baseball in 2010.
- ◆ In 2018, partnered with University of Washington to create a new charity program, "Jake's Corner," which provides opportunities for local groups to attend Husky baseball games free of cost...The program provides free tickets for participating groups, and in some instances transportation to and from the park.
- ◆ Was a finalist for 2016 All-Star Final Vote contest...In promotion of his candidacy, D-backs incorporated lamb-themed elements to Chase Field for the week, including bringing a live lamb to batting practice.
- ◆ While playing for Arizona, lived with former Angels pitcher Archie Bradley for four seasons (2015-18) before moving into his own home after the 2018 season.
- ◆ Brother, Dylan, played for University of Washington baseball team from 2019-21...Older brother, Dan, is a youth baseball coach in the Seattle area.
- ◆ Father, John, was a linebacker at Whitworth University in Spokane, Wash.
- ◆ Grew up a big fan of the Seattle Mariners and favorite player was Ken Griffey Jr...Family had season tickets through his dad's company (second level, first-base line).
- ◆ Started playing baseball at three years old with a plastic bat and switch hit until age nine, when he realized Griffey Jr. only hit left-handed.
- ◆ Originally signed by Diamondbacks scout Don Reynolds.

2023 LOS ANGELES ANGELS



76

LUIS LEDO

BORN: MAY 28, 1995

BIRTHPLACE: LA ROMANA, DR

ACQUIRED: SIGNED AS MINOR LEAGUE FREE AGENT, DEC. 13, 2021

SIGNED THRU: 2023; UNDER CLUB CONTROL; 0/3 OPTIONS USED

OPENING DAY AGE: 27

RESIDES: LA ROMANA, DR

RHP

HEIGHT >>> 6-4

WEIGHT >>> 240

BATS >>> R

THROWS >>> R

NON-ROSTER INVITEE

LEDO'S LIFETIME PITCHING RECORD

Year	Club	W-L	ERA	G	GS	CG	GF	SHO	SV	IP	H	R	ER	HR	HB	BB	IBB	SO	WP	BK	BAA
2013	—White Sox (DSL)	1-2	2.82	8	6	0	0	0	0	22.1	17	9	7	0	0	10	0	19	4	0	.218
2014	—White Sox (DSL)	3-2	5.64	14	3	0	3	0	0	22.1	29	16	14	0	1	16	0	24	8	0	.319
2015	—White Sox (DSL)	0-2	3.57	5	3	0	0	0	0	17.2	20	9	7	0	0	5	0	11	1	0	.299
2016	—White Sox (DSL)	0-0	1.29	2	2	0	0	0	0	7.0	8	1	1	0	0	0	0	9	0	0	.333
	White Sox (AZL)	4-3	1.19	11	9	0	0	0	0	45.1	34	14	6	0	2	12	0	36	2	0	.200
	Great Falls	2-1	8.76	3	3	0	0	0	0	12.1	13	12	12	3	1	11	0	10	2	0	.265
2017	—Kannapolis	0-0	11.25	5	0	0	2	0	0	4.0	6	5	5	2	1	5	0	5	1	0	.316
	Great Falls	1-0	1.50	1	1	0	0	0	0	6.0	3	1	1	1	1	0	0	6	2	0	.150
	White Sox (AZL)	1-0	5.79	4	0	0	2	0	0	4.2	5	3	3	0	0	3	0	6	0	1	.263
2018	—Kannapolis	7-2	4.95	32	1	0	7	0	0	56.1	56	35	31	6	1	38	0	59	9	0	.267
2019	—Winston-Salem	4-1	1.83	34	0	0	23	0	8	44.1	35	11	9	2	2	21	0	41	1	0	.227
2020	—									<i>DID NOT PLAY - No Minor League Season</i>											
2021	—Birmingham	4-1	4.17	34	0	0	20	0	4	41.0	35	20	19	2	0	20	1	52	5	0	.229
2022	—Rocket City	5-3	4.00	29	0	0	18	0	4	36.0	26	18	16	6	1	17	0	41	8	1	.202
	Salt Lake	2-0	0.96	8	0	0	0	0	0	9.1	5	1	1	1	1	8	0	6	1	0	.167
MINOR TOTALS		34-17	3.61	190	28	0	75	0	16	328.2	292	155	132	23	10	167	1	325	44	2	.241

2022 SEASON

- ◆ Pitched majority of season with Double-A **Rocket City** in first season in Angels organization, totaling 29 games with Trash Pandas.
- ◆ Successfully converted four of seven save opportunities with Rocket City, which ranked third on team.
- ◆ Had a 2.61 ERA (20.2 IP - 6 ER) and 23 strikeouts in 16 home games for Trash Pandas, compared with a 5.87 ERA (15.1 IP - 10 ER) on the road.
- ◆ Promoted to Triple-A **Salt Lake** Aug. 5 and allowed one run in 9.1 innings pitched (0.96 ERA) across eight relief outings for Bees.

CAREER HIGHLIGHTS

- ◆ In 2021 with Double-A Birmingham, led Barons staff with 34 pitching appearances and averaged 11.4 strikeouts per nine innings on the season (41 IP - 52 SO)...Was not charged with a run in 23 of 34 outings.
- ◆ Named a 2019 Carolina League Mid-Season All-Star while playing for Winston-Salem.
- ◆ Selected as a 2016 Arizona Summer League Post-Season All-Star.

CAREER TRANSACTIONS

- ◆ June 12, 2013...Signed by **White Sox** as international free agent.
- ◆ Dec. 13, 2021...Signed by **Angels** as minor league free agent.

PERSONAL/MISC

- ◆ Luis Ledo.
- ◆ 2023 marks second consecutive season as a non-roster invitee to Angels Major League Spring Training.
- ◆ Did not get selected to White Sox Player Pool for 2020 season.
- ◆ Originally signed by White Sox scout Miguel Peguero.



28

AARON LOUP

BORN: DEC. 19, 1987

BIRTHPLACE: RACELAND, LA

MLB SERVICE: 10 YEARS, 40 DAYS

ACQUIRED: SIGNED AS FREE AGENT, NOV. 22, 2021

SIGNED THRU: 2023; SIGNED TWO-YEAR CONTRACT

(WITH CLUB OPTION FOR 2024), NOV. 22, 2021

OPENING DAY AGE: 35

RESIDES: HAHNVILLE, LA

LHP

HEIGHT >>> 6-0

WEIGHT >>> 230

BATS >>> L

THROWS >>> L

LOUP'S LIFETIME PITCHING RECORD

Year	Club	W-L	ERA	G	GS	CG	GF	SHO	SV	IP	H	R	ER	HR	HB	BB	IBB	SO	WP	BK	BAA
2009	Blue Jays (GCL)	2-1	3.86	13	0	0	8	0	3	16.1	17	9	7	0	3	3	0	19	1	0	.274
2010	Lansing	3-2	4.54	35	5	0	9	0	2	73.1	79	37	37	4	5	22	1	73	3	0	.283
2011	Dunedin	4-3	4.66	48	0	0	16	0	5	65.2	67	38	34	6	6	27	2	56	6	1	.269
2012	New Hampshire	0-3	2.78	37	0	0	16	0	3	45.1	46	19	14	4	5	14	1	43	3	1	.263
	TORONTO	0-2	2.64	33	0	0	3	0	0	30.2	26	10	9	0	0	2	0	21	1	1	.232
2013	TORONTO	4-6	2.47	64	0	0	12	0	2	69.1	66	23	19	5	7	13	4	53	2	0	.258
2014	TORONTO	4-4	3.15	71	0	0	15	0	4	68.2	50	25	24	4	6	30	5	56	5	0	.207
2015	TORONTO	2-5	4.46	60	0	0	6	0	0	42.1	47	24	21	6	6	7	0	46	0	0	.275
	Buffalo	0-0	4.50	5	0	0	2	0	0	6.0	9	3	3	0	1	4	0	5	0	1	.360
2016	Dunedin (1)	0-1	18.00	3	0	0	0	0	0	2.0	3	4	4	0	0	0	0	2	0	0	.333
	Buffalo (1)	3-0	1.83	20	0	0	1	0	1	19.2	21	4	4	0	0	3	0	26	0	0	.269
	TORONTO	0-0	5.02	21	0	0	2	0	0	14.1	15	8	8	2	3	4	0	15	3	0	.288
2017	TORONTO	2-3	3.75	70	0	0	8	0	0	57.2	59	27	24	4	6	29	5	64	3	0	.262
2018	TORONTO	0-0	4.54	50	0	0	7	0	0	35.2	44	21	18	4	3	13	0	42	0	0	.299
	PHILADELPHIA	0-0	4.50	9	0	0	1	0	0	4.0	4	2	2	0	1	1	0	2	0	0	.267
2019	SAN DIEGO	0-0	0.00	4	0	0	1	0	0	3.1	2	0	0	0	1	1	0	5	0	0	.182
2020	TAMPA BAY	3-2	2.52	24	0	0	6	0	0	25.0	17	9	7	3	3	4	0	22	0	0	.200
2021	NEW YORK (N.L.)	6-0	0.95	65	2	0	6	0	0	56.2	37	9	6	1	4	16	0	57	0	0	.192
2022	LAA	0-5	3.84	65	0	0	7	0	1	58.2	54	38	25	4	8	22	3	52	0	0	.235
MAJOR TOTALS		21-27	3.15	536	2	0	74	0	7	466.1	421	196	163	33	48	142	17	435	14	1	.242
A.L. TOTALS		15-27	3.47	458	0	0	66	0	7	402.1	378	185	155	32	42	124	17	371	14	1	.249
N.L. TOTALS		6-0	1.13	78	2	0	8	0	0	64.0	43	11	8	1	6	18	0	64	0	0	.196
MINOR TOTALS		12-10	4.06	161	5	0	52	0	14	228.1	242	114	103	14	20	77	4	224	13	3	.276

(1) rehab assignment

Disabling Injuries: 2019 — Left elbow strain; disabled Apr. 8 - end of season

2018 — Left forearm strain; disabled Aug. 16 - Sept. 18

2016 — Left elbow soreness; disabled Apr. 3 - May 28

2022 SEASON

- ◆ In first season with **Angels**, totaled 65 relief appearances and led Halos bullpen with 18 holds...Is one of 16 MLB relievers to appear in 65+ games in each of last two seasons.
- ◆ Among Angels relievers, ranked first in games pitched, tied for second in strikeouts (52) and was third in innings pitched (58.2).
- ◆ Earned a save Sept. 17 vs. Seattle with 1.0 perfect inning pitched, including a game-ending strikeout of Cal Raleigh...Marked seventh save of career and first since July 20, 2014 while pitching for Blue Jays vs. Texas.
- ◆ In first 17 games of season, pitched to a 1.62 ERA (16.2 IP - 3 ER) with 17 strikeouts, while stranding nine of 12 inherited runners.
- ◆ Pitched to a 2.64 ERA (30.2 IP - 9 ER) in 33 road appearances, compared with a 5.14 ERA (28 IP - 16 ER) at home.
- ◆ During final two months of season, was unscored upon in 17 of 23 appearances, posting a 2.42 ERA (22.1 IP - 6 ER) and holding opponents to a .220 average (18/82).

CAREER HIGHLIGHTS

- ◆ Led Major League relievers in ERA during 2021 season.
- ◆ In 2021, became fourth pitcher since 2000 to have an ERA of 0.40 or lower during a span of at least 50 games within one season, joining Zack Britton (2016), Wade Davis (2014) and Fernando Rodney (2012).
- ◆ Began career with 44 consecutive appearances without allowing a home run, which set a then-franchise record for Toronto.
- ◆ Made Major League debut with Toronto, July 14, 2012 vs. Cleveland and pitched 2.0 perfect innings.

MAJOR LEAGUE SUMMARY

2021

- ◆ Made 65 appearances for **Mets**, going 6-0 with a 0.95 ERA (56.2 IP – 6 ER) and 57 strikeouts.
- ◆ Led all Major League relief pitchers in ERA (min. 50 IP) and held opponents to a career-best .192 (37/193) batting average, which ranked third among National League left-handers.
- ◆ Held left-handed batters to a .167 (14/84) average and yielded just two extra-base hits to lefties.
- ◆ Had a career-high 23-game scoreless streak, tossing 19.1-inning scoreless frames from July 5 - Aug. 26.
- ◆ Posted a 0.57 ERA (31.2 IP - 2 ER) at home, the lowest in Majors (min 25.0 IP at home).
- ◆ Made first career start July 11 vs. Pittsburgh...Started again July 26 vs. Atlanta (Game 2)...Threw a total of 3.0 scoreless innings in the two starts.
- ◆ Had a 0.40 ERA (45.1 IP - 2 ER) in final 50 games of the season (since May 22)...Is one of four pitchers since 2000 to have an ERA of 0.40 or lower during a span of at least 50 games within one season, joining Zack Britton (2016), Wade Davis (2014) and Fernando Rodney (2012).
- ◆ Following the All-Star break, put up a 0.31 ERA (28.2 IP - 1 ER), second-lowest in Majors (min 25.0 IP).

2020

- ◆ Selected to **Rays** Major League roster during Summer Camp and remained with team for the entire season.
- ◆ Did not allow a run in 10 of his final 11 regular-season games, lowering his ERA from 3.95 to 2.52.
- ◆ Held lefties to a .212 (7-33) average.
- ◆ Earned two wins on the same day (August 16 at Toronto (in Buffalo)), winning the resumption of a suspended game before getting the victory in the regularly-scheduled contest...First pitcher to win two games that finished on the same day since White Sox David Robertson on July 24, 2016 vs. Detroit.
- ◆ On Aug 10 at Boston, pitched 1.0 scoreless inning and recorded his first win since May 26, 2017 vs. TEX (with TOR), going 1,171 days in between winning decisions.

2019

- ◆ Pitched in four of **Padres** first 10 games, before being placed on 10-day IL April 8 with a left elbow strain... Transferred to 60-day IL May 24 and missed remainder of season.

2018

- ◆ Split season between **Blue Jays** and **Phillies**, totaling 59 appearances (39.2 IP).
- ◆ Started year with Toronto and was traded to Philadelphia at the Trade Deadline for RHP Jacob Waguespack.
- ◆ Missed over one month of action on Phillies injured list with a left forearm strain (Aug. 16 - Sept. 18).

2017

- ◆ With **Blue Jays**, tied for eighth in A.L. with 70 appearances, one shy of his career-high.
- ◆ Recorded a career-high 64 strikeouts.
- ◆ On Sept. 23 vs. NYY, had a streak of 14 straight batters without allowing a hit snapped.
- ◆ Posted a 1.08 ERA (16.2 IP - 2 ER) with 22 strikeouts and just two extra-base hits allowed over his last 22 games.

2016

- ◆ Began year on **Blue Jays** Injured List with left elbow soreness and made his season debut May 28.
- ◆ Pitched 14.1 innings over three stints with the club, finishing the year with a nine-game scoreless streak (4.2 IP).
- ◆ Made 20 appearances with Triple-A **Buffalo**, going 3-0 with a 1.83 ERA (19.2 IP - 4 ER) and 26 strikeouts.

2015

- ◆ In fourth season with **Blue Jays**, ranked third among A.L. relievers with a 6.57 SO/BB ratio and seventh with a 1.49 BB/9 ratio.
- ◆ Was optioned to Triple-A Buffalo Aug. 17 and returned to Toronto Sept. 1...Made five appearances for Bisons.
- ◆ Following return to Blue Jays in September, did not allow a run over 12 appearances (6.0 IP), with opponents hitting .280 (7/25).



2014

- ◆ Appeared in a career-high 71 games for **Blue Jays** and recorded career high four saves.
- ◆ Stranded 51 of his Major League-leading 66 inherited runners.
- ◆ Held left-handed batters to just a .159 (14/88) average.
- ◆ In games in which he worked more than 1.0 IP posted an ERA of 0.86 (31.1 IP - 3ER).
- ◆ Did not allow a home run through first 42 appearances, until Angels Albert Pujols hit a two-run shot on July 9.

2013

- ◆ With **Blue Jays**, ranked sixth among A.L. relievers with 1.69 walks per nine innings...Also ranked tied for second among all A.L. pitchers with five pickoffs.
- ◆ Earned first career win April 10 at Detroit after working 1.0 scoreless inning with two strikeouts.
- ◆ Recorded first career save after throwing a career-high 3.0 scoreless innings Apr. 12 at KC.
- ◆ Allowed first home run of career Apr. 30 vs. Boston (Jonny Gomes)...Established a then-Blue Jays record with 44 consecutive appearances to start a career before surrendering a home run (Joe Biagini would break record in 2016 with 49 straight homerless appearances to start his career).

2012

- ◆ Made 33 appearances for **Blue Jays** in first Major League season.
- ◆ Voted Blue Jays Rookie of the Year by Toronto chapter of BBWAA.
- ◆ Held opponents to a .232 (26/112) average, including .207 (12/58) mark and only two XBH (both doubles) vs. left-handed hitters.
- ◆ Made Major League debut July 14 vs. Cleveland, tossing two perfect innings.
- ◆ Pitched more than one inning in 10 of 33 outings...In those contests posted a 0.96 ERA (18.2 IP - 2 ER).
- ◆ Allowed runs in five of first nine outings and then allowed a run in just one of final 24 appearances.
- ◆ Began season with Double-A **New Hampshire**, posting a 2.78 ERA (45.1 IP - 14 ER) in 37 appearances for Fisher Cats before promotion directly from Double-A to Majors.

POSTSEASON SUMMARY

- ◆ Made postseason debut in **2015** with **Blue Jays** and retired all three batters faced across two ALDS appearances vs. Rangers...Made two appearances in ALCS vs. Royals and allowed one run in 1.0 total inning of work.
- ◆ Was on **Blue Jays** postseason rosters in **2016** but did not appear in Wild Card Game, ALDS or ALCS.
- ◆ In **2020**, with **Rays** was unscored upon in eight of nine appearances...Was charged with only two runs allowed during Game 4 of World Series vs. Dodgers...Compiled seven strikeouts across 5.1 innings in his nine outings.

WILD CARD TOTALS

Year	Club, Opp.	W-L	ERA	G	GS	CG	SHO	SV	IP	H	R	ER	BB	SO
2016—	TOR, BAL					Did not pitch								
2020—	TB, TOR	0-0	0.00	1	0	0	0	0	0.2	1	0	0	0	1
Totals		0-0	0.00	1	0	0	0	0	0.2	1	0	0	0	1

DIVISION SERIES TOTALS

Year	Club, Opp.	W-L	ERA	G	GS	CG	SHO	SV	IP	H	R	ER	BB	SO
2015—	TOR, TEX	0-0	0.00	2	0	0	0	0	1.0	0	0	0	0	0
2016—	TOR, TEX					Did not pitch								
2020—	TB, NYY					Did not pitch								
Totals		0-0	0.00	2	0	0	0	0	1.0	0	0	0	0	0

LEAGUE CHAMPIONSHIP SERIES TOTALS

Year	Club, Opp.	W-L	ERA	G	GS	CG	SHO	SV	IP	H	R	ER	BB	SO
2015—	TOR, KC	0-0	9.00	2	0	0	0	0	1.0	1	1	1	2	0
2016—	TOR, CLE					Did not pitch								
2020—	TB, HOU	0-0	0.00	4	0	0	0	0	2.1	0	0	0	1	3
Totals		0-0	2.70	6	0	0	0	0	3.1	1	1	1	3	3

WORLD SERIES TOTALS

Year	Club, Opp.	W-L	ERA	G	GS	CG	SHO	SV	IP	H	R	ER	BB	SO
2020—	TB, LAD	0-0	7.71	4	0	0	0	0	2.1	2	2	2	1	3

NOTABLE MINOR LEAGUE AWARDS AND HONORS

- ◆ **2010** Midwest League Mid-Season All-Star.

2023 LOS ANGELES ANGELS

CAREER TRANSACTIONS

- ◆ June 9, 2009...Selected by **Blue Jays** in ninth round of First-Year Player Draft (signed July 1, 2009).
- ◆ July 31, 2018...Traded by **Blue Jays** to **Phillies** for RHP Jacob Waguespack.
- ◆ Feb. 17, 2019...Signed by **Padres** to one-year contract.
- ◆ Feb. 11, 2020...Signed by **Rays** to a minor league contract.
- ◆ Jan. 30, 2021...Signed by **Mets** to one-year contract.
- ◆ Nov. 16, 2021...Signed by **Angels** to two-year contract (with a club option for 2024 season).

PERSONAL/MISC

- ◆ Aaron Christopher Loup.
- ◆ Participated in Blue Jays Winter Tour in 2013 and 2015.
- ◆ Pitched in Arizona Fall League following 2011 season, representing Blue Jays organization.
- ◆ Is a fan of Major League Fishing...Second career choice would be a pro bass angler...Bought a boat in 2020 after Spring Training was suspended.
- ◆ Favorite football team is New Orleans Saints.
- ◆ Enjoys music, especially country songs...His favorite artists include Eric Church, Brantley Gilbert and Florida Georgia Line...Favorite song is Rodeo by Garth Brooks.
- ◆ Pitched at Tulane University where he majored in digital design...Made 49 appearances (18 starts) in three seasons with the Green Wave...Struck out a team-high 61 in 57.2 innings as a junior.
- ◆ Graduated from Hahnville HS (Boutte, LA)...Was the first alumni of the school to play in Major Leagues...Named a two-time First-Team All-District 6-5A and all-metro...Helped lead Hahnville to four state playoff appearances behind a combined 32-7 record and 121 strikeouts...Pitched a no-hitter during his sophomore season.
- ◆ Originally signed by Blue Jays scout Rob St. Julien.

MAJOR LEAGUE HITTING TOTALS

	AVG	AB	R	H	2B	3B	HR	RBI	SH	SF	HBP	BB	IBB	SO	SB	CS	GDP	SLG	OBP
CAREER	.000	1	0	0	0	0	0	0	0	0	0	0	0	0	0	0	0	.000	.000

CAREER FIELDING

POS	PCT	G	PO	A	E	TC	DP
P	.942	536	16	98	7	121	8

LOUP'S CAREER HIGHS

	SEASON	GAME
Wins	6 — 2021	SO 5 — 4/7/17 at TB
Losses	6 — 2013	IP 3.0 — Twice; last, 6/22/21 vs. ATL
ERA	0.95 — 2021	R 4 — 5 times; last, 8/15/22 vs. SEA
IP	69.1 — 2013	ER 4 — Twice; last, 6/7/14 vs. STL
SO	64 — 2017	BB 3 — 4 times; last, 8/15/22 vs. SEA
Win Streak	6 — 5/7/21-9/19/21	H 5 — 9/4/12 vs. BAL



LOUP



68
'''

JOSÉ MARTE

BORN: JUNE 14, 1996
BIRTHPLACE: SANTIAGO, DR
MLB SERVICE: 109 DAYS

OPENING DAY AGE: 26
RESIDES: SANTIAGO, DR

ACQUIRED: FROM SAN FRANCISCO WITH RHP SAM SELMAN AND RHP IVAN ARMSTRONG FOR LHP TONY WATSON, JULY 30, 2021
SIGNED THRU: 2023; UNDER CLUB CONTROL; 1/3 OPTIONS USED

RHP

HEIGHT>>>6-3

WEIGHT>>>180

BATS>>>R

THROWS>>>R

MARTE'S LIFETIME PITCHING RECORD

Year	Club	W-L	ERA	G	GS	CG	GF	SHO	SV	IP	H	R	ER	HR	HB	BB	IBB	SO	WP	BK	BAA	
2016	Giants (DSL)	1-1	1.89	5	5	0	0	0	0	19.0	12	10	4	0	10	0	18	1	0	5	.182	
2017	Salem-Keizer	2-5	5.33	14	14	0	0	0	0	54.0	61	42	32	2	34	0	42	3	3	8	.281	
	Giants (AZL)	0-0	0.00	1	0	0	0	0	0	1.0	0	0	0	0	0	0	2	0	0	0	.000	
2018	Augusta	7-7	4.70	25	25	0	0	0	0	118.2	127	68	62	10	50	0	112	2	0	15	.275	
2019	San Jose	3-9	5.59	18	17	0	0	0	0	74.0	70	51	46	7	44	1	80	1	1	11	.255	
2020	DID NOT PLAY - No Minor League Season																					
2021	Eugene	0-0	0.00	5	0	5	0	0	3	6.1	3	0	0	0	0	0	14	2	0	1	.130	
	Richmond	2-0	3.57	19	0	7	0	1	22.2	21	11	9	0	15	1	36	0	0	3	.247		
	Rocket City	0-0	0.00	3	0	2	0	0	0	3.0	1	0	0	0	2	0	5	0	0	0	.100	
	Salt Lake	1-2	8.59	7	0	3	0	0	0	7.1	10	9	7	0	5	1	7	2	0	1	.323	
	LAA	0-1	9.00	4	0	2	0	0	0	4.0	4	5	4	1	3	0	5	0	0	0	.267	
2022	Salt Lake	0-2	5.45	34	0	0	14	0	3	34.2	27	23	21	4	5	23	0	46	7	2	.211	
	LAA	0-0	7.36	11	0	0	4	0	0	11.0	8	9	9	2	0	18	0	15	1	0	.200	
MAJOR TOTALS		0-1	7.80	15	0	0	6	0	0	15.0	12	14	13	3	0	21	0	20	1	0	.218	
MINOR TOTALS		16-26	4.78	131	61	0	31	0	7	340.2	332	214	181	23	16	183	3	362	51	6	.256	

Disabling Injuries: 2021 — Disabled Aug. 22 - Sept. 17

2022 SEASON

- ◆ Spent majority of season with Triple-A **Salt Lake**, totaling 34 games with Bees across three stints.
- ◆ Recalled by **Angels** July 7 and was unscored upon in four of five appearances during first Major League stint of year...After being optioned back to Salt Lake July 30, pitched in eight games for Bees and was recalled by Angels for second stint (six appearances) between Aug. 26 - Sept. 19 and finished year back with Salt Lake.
- ◆ Averaged 11.9 SO/9 innings across 34.2 total innings pitched at Salt Lake and struck out 15 big league batters in 11.0 innings for Angels.

MAJOR LEAGUE SUMMARY

2021

- ◆ Began year with High-A **Eugene** in Giants system, tossing 6.1 scoreless innings and converting all three save opportunities before promotion to Double-A **Richmond**.
- ◆ With the Flying Squirrels, had a 2-0 record and 3.57 ERA (22.2 IP – 9 ER) in 19 appearances.
- ◆ Traded to **Angels** organization alongside RHP Sam Selman and minor league RHP Ivan Armstrong on July 30 in exchange for LHP Tony Watson...Was assigned to Double-A **Rocket City**.
- ◆ After three games - all scoreless 1.0 inning appearances - for Trash Pandas, was promoted to Triple-A **Salt Lake**, Aug. 7 and made four appearances for Bees prior to having contract selected by **Angels**, Aug. 20.
- ◆ Made Major League debut Aug. 20 at Cleveland, working 2.0 shutout innings with four strikeouts.
- ◆ Was placed on injured list Aug. 22, while Angels were in Williamsport for Little League Classic and ultimately missed 21 games while on IL.
- ◆ Returned to Angels Sept. 17 and made three appearances before being optioned back to Salt Lake for remainder of season.

CAREER TRANSACTIONS

- ◆ July 2, 2015...Signed by **Giants** as international free agent.
- ◆ July 30, 2021...Traded by **Giants** with RHP Sam Selman and RHP Ivan Armstrong to **Angels** for LHP Tony Watson.

MARTE

2023 LOS ANGELES ANGELS

PERSONAL/MISC

- ◆ Jose Manuel Marte.
- ◆ Led Augusta staff in 2018 with 118.2 innings pitched.
- ◆ Pitched in Dominican Winter League for Tigres del Licey during 2021-22 and 2022-23 offseasons...Teammates have included several past and present Angels players, including Erick Aybar, Hansel Robles, Ervin Santana, Taylor Cole, Cesar Valdez and Oliver Ortega.
- ◆ Was not selected to Giants Player Pool during 2020 season.
- ◆ Originally signed by Giants scout Rudy Moretta.

CAREER FIELDING

POS	PCT	G	PO	A	E	TC	DP
P	---	15	0	0	0	0	0



MARTE



86

VICTOR MEDEROS

BORN: JUNE 8, 2001

OPENING DAY AGE: 21

BIRTHPLACE: SANTA CLARA, CUBA

RESIDES: MIAMI, FL

ACQUIRED: SELECTED IN SIXTH ROUND OF 2022 FIRST-YEAR PLAYER DRAFT

SIGNED THRU: 2023; UNDER CLUB CONTROL; 0/3 OPTIONS USED

RHP

HEIGHT >>> 6-3

WEIGHT >>> 215

BATS >>> R

THROWS >>> R

NON-ROSTER INVITEE

MEDEROS' LIFETIME PITCHING RECORD

Year	Club	W-L	ERA	G	GS	CG	GF	SHO	SV	IP	H	R	ER	HR	HB	BB	IBB	SO	WP	BK	BAA
2022	Tri-City	0-1	5.63	6	6	0	0	0	0	16.0	15	13	10	1	1	9	0	15	0	0	.242

2022 SEASON

- ◆ Began year in his sophomore collegiate season at **Oklahoma State University**...Made 13 starts and was 4-4 with a 5.59 ERA (66 IP - 41 ER) and 62 strikeouts for the Cowboys.
- ◆ Earned win in opening game of NCAA tournament in start vs. Missouri State in Stillwater Regional.
- ◆ Selected by Angels in sixth round of 2022 First-Year Player Draft and was assigned to High-A **Tri-City**.
- ◆ First professional appearance came Aug. 9 in start vs. Everett (2.0 IP, 0 H, 0 R, 1 BB, 1 SO).
- ◆ Totaled six starts for Dust Devils...Was charged with two-or-fewer runs in four of six starts.
- ◆ Set season high with five strikeouts Aug. 27 vs. Eugene across 4.0 scoreless innings.

CAREER HIGHLIGHTS

- ◆ Made professional debut in 2022 with High-A Tri-City, making six starts for Dust Devils.

CAREER TRANSACTIONS

- ◆ July 18, 2022...Selected by **Angels** in sixth round of First-Year Player Draft (signed Aug. 2, 2022).

PERSONAL/MISC

- ◆ Victor Victor Mederos...On Twitter: @victorm5252.
- ◆ 2023 marks first season as a non-roster invitee to Major League Spring Training.
- ◆ Attended Oklahoma State University, where he was a marketing major...Pitched first college season at University of Miami before transferring to OSU.
- ◆ Was a three-time prep All-American during high school career which spanned three Florida schools: Westminster Christian (2020), Monsignor Pace (2018-19) and Coral Reef (2017)...Named MVP of 2019 Under Armour All-America Game.
- ◆ At age 14, won a home run derby at Marlins Park, hitting a 414 foot homer.
- ◆ Was six years old when arriving in United States after being born in Santa Clara, Cuba.
- ◆ Favorite karaoke song is "Firework" by Katy Perry.
- ◆ Hobbies include fishing, hunting and golfing.
- ◆ Originally signed by Angels scout KJ Hendricks.

2023 LOS ANGELES ANGELS



16 >>>

MICKY MONIAK

BORN: MAY 13, 1998

BIRTHPLACE: ENCINITAS, CA

MLB SERVICE: 1 YEAR, 56 DAYS

ACQUIRED: FROM PHILLIES WITH INF JADIEL SANCHEZ FOR RHP

NOAH SYNDERGAARD, AUG. 2, 2022

SIGNED THRU: 2023; UNDER CLUB CONTROL; 2/3 OPTIONS USED

OPENING DAY AGE: 24

RESIDES: CARLSBAD, CA

OUTFIELDER

HEIGHT >>> 6-2

WEIGHT >>> 200

BATS >>> L

THROWS >>> R

MONIAK'S LIFETIME PLAYING RECORD

Year	Club	AVG	G	AB	R	H	2B	3B	HR	RBI	SH	SF	HBP	BB	IBB	SO	SB	CS	GDP	SLG	OBP	E
2016	— Phillies (GCL)	.284	46	176	27	50	11	4	1	28	0	2	5	11	0	35	10	4	3	.409	.340	1
2017	— Lakewood	.236	123	466	53	110	22	6	5	44	2	7	6	28	1	110	11	7	7	.341	.284	3
2018	— Clearwater	.270	114	433	50	117	28	3	5	55	1	7	2	22	0	100	6	5	11	.383	.304	1
2019	— Reading	.252	119	465	63	117	28	13	11	67	1	2	2	33	1	111	15	3	6	.439	.303	4
2020	— PHILADELPHIA	.214	8	14	3	3	0	0	0	0	0	0	0	4	0	6	0	0	0	.214	.389	2
2021	— Lehigh Valley	.238	99	365	42	87	15	8	15	65	1	8	4	31	4	101	5	2	3	.447	.299	2
	— PHILADELPHIA	.091	21	33	3	3	0	0	1	3	1	0	0	3	1	16	0	0	0	.182	.167	0
2022	— Clearwater (1)	.400	3	10	1	4	1	1	0	2	0	1	2	0	0	3	0	0	0	.700	.462	0
	— Reading (1)	.391	5	23	5	9	1	1	1	6	0	1	0	1	0	6	0	0	0	.652	.400	0
	— PHILADELPHIA	.130	18	46	4	6	1	0	0	2	1	0	0	3	0	19	0	0	0	.152	.184	0
	— Lehigh Valley	.277	20	83	14	23	5	0	5	8	0	0	0	8	0	22	5	3	0	.518	.341	0
	— LAA	.200	19	60	9	12	2	1	3	6	0	0	1	1	0	25	1	0	0	.417	.226	0
	— Salt Lake (1)	.333	2	9	2	3	1	0	2	4	0	0	0	0	0	0	0	0	0	1.111	.333	0
MAJOR TOTALS		.157	66	153	19	24	3	1	4	11	2	0	1	11	1	66	1	0	0	.268	.218	2
A.L. TOTALS		.129	19	60	9	12	2	1	3	6	0	0	1	1	0	25	1	0	0	.417	.226	0
N.L. TOTALS		.129	47	93	10	12	1	0	1	5	2	0	0	10	1	41	0	0	0	.172	.214	2
MINOR TOTALS		.256	531	2030	257	520	112	36	45	279	5	28	21	134	6	488	52	24	30	.413	.305	11

(1) rehab assignment

Disabling Injuries: 2022 — Left hand contusion; Sept. 29 - end of season
Fractured left middle finger; disabled Aug. 7 - Sept. 9
Fractured right hand; disabled April 7 - May 30

2022 SEASON

- ◆ Split season between the Phillies and Angels organization...Saw most Major League action of career (37 G)...Acquired by the Angels Aug. 2...In 19 games with the Halos, collected 12 hits including two doubles, a triple and three home runs compared to six hits, one double and two RBI in 18 games with the Phillies.
- ◆ Combined to hit .312 (39/125) with eight doubles, two triples, eight home runs in 30 games at the minor league level...Had to make three stints on the I.L. throughout the season, twice with the Angels after getting hit by a pitch in the hand.

MAJOR LEAGUE SUMMARY

2021

- ◆ In sophomore season with the **Phillies**, appeared in 21 games...Connected for first career big league home run April 21 vs. San Francisco...At 22 years, 343 days old, became the youngest Philly center fielder to homer in a game since Mike Anderson in 1973.
- ◆ Began the season at the **Alternate Training Site** before being called up for first big league stint in April...Opted to the Alternate Training Site April 26 before being assigned to Triple-A...Led Triple-A East hitters in triples (8) and ranked 9th in RBI (65)...Led Lehigh Valley with 15 HR.
- ◆ Enter season ranked by *Baseball America* as the No. 9 prospect in the Phillies system.



2020

- ◆ After beginning the season at the Club's Alternate Training Site, was selected to the Phillies big league roster and made Major League debut as a pinch-runner Sept. 16 vs. the Mets...Became just the second former No. 1 overall pick by the Phillies in the MLB Draft to make his ML debut with the club, joining Pat Burrell.
- ◆ Made first career start Sept. 17 vs., the Mets... At 22 years, 127 days old, was the second-youngest Phillies outfielder to start in a game since 1974 (Orlando Isales, 20 years, 288 days on 10/5/80)...Collected first big league hit Sept. 18 vs Toronto (G2)
- ◆ Non-roster invitee to camp.

NOTABLE MINOR LEAGUE AWARDS AND HONORS

- ◆ **2019** Eastern League Mid-Season All-Star...Eastern League Post-Season All-Star...MiLB.com Organizational All-Star...Participated in the Arizona Fall League
- ◆ **2018** Phillies Minor League Defensive Player of the Week (5/28-6/3, 7/16-22 and 8/6-12)...Phillies Minor League Defender of the Month (July).

CAREER TRANSACTIONS

- ◆ June 9, 2016...Selected by the **Phillies** in the first round (1st overall) of the 2016 First-Year Player Draft.
- ◆ Aug. 2, 2022...Traded by the **Phillies** with INF Jadel Sanchez to **Angels** for RHP Noah Syndergaard.

PERSONAL/MISC

- ◆ McKenzie Matthew Moniak (MOH-nee-ak)...On Twitter: @MickeyMoniak.
- ◆ Became first Phillies No. 1 overall pick since Pat Burrell in 1998.
- ◆ Prepped at La Costa Canyon High School (CA), graduating in 2016...Named 2016 High School Player of the Year by Baseball America and Gatorade California Player of the Year...Played at Petco Park in 2015 for the Perfect Game All-American Classic...Had committed to play collegiately at UCLA.
- ◆ Won a gold medal with U.S. National Team in 2015 World Baseball Softball Confederation U-18 Baseball World Cup in Japan.
- ◆ His grandfather, Bill Moniak, played for six seasons in Red Sox system from 1958-63
- ◆ Originally signed by Phillies scout Mike Garcia.



2023 LOS ANGELES ANGELS



55

MATT MOORE

BORN: JUNE 18, 1989
BIRTHPLACE: FORT WALTON BEACH, FL

OPENING DAY AGE: 33
RESIDES: ST. PETERSBURG, FL

MLB SERVICE: 10 YEARS
ACQUIRED: SIGNED AS FREE AGENT, FEB. 16, 2023
SIGNED THRU: 2023; SIGNED ONE-YEAR CONTRACT, FEB. 16, 2023

LHP

HEIGHT >>> 6-3

WEIGHT >>> 200

BATS >>> L

THROWS >>> L

MOORE'S LIFETIME PITCHING RECORD

Year	Club	W-L	ERA	G	GS	CG	GF	SHO	SV	IP	H	R	ER	HR	HB	BB	IBB	SO	WP	BK	BAA
2007	— Princeton	0-0	2.66	8	3	0	0	0	0	20.1	12	6	6	1	2	16	0	29	2	0	.160
2008	— Princeton	2-2	1.66	12	12	0	0	0	0	54.1	30	22	10	0	4	19	0	77★	4	0	.154★
2009	— Bowling Green	8-5	3.15	26	26	0	0	0	0	123.0	86	51	43	6	6	70	0	176★	13	0	.195
2010	— Charlotte	6-11	3.36	26	26	0	0	0	0	144.2	109	62	54	7	8	61	0	208★	10	2	.210
2011	— Montgomery	8-3	2.20	18	18	1	0	1	0	102.1	68	31	25	8	5	28	0	131	3	1	.187
	Durham	4-0	1.37	9	9	0	0	0	0	52.2	33	8	8	3	1	18	0	79	4	0	.179
	TAMPA BAY	1-0	2.89	3	1	0	0	0	0	9.1	9	3	3	1	0	3	0	15	2	0	.243
2012	— TAMPA BAY	11-11	3.81	31	31	0	0	0	0	177.1	158	85	75	18	7	81	5	175	8	1	.238
2013	— TAMPA BAY	17-4	3.29	27	27	1	0	1	0	150.1	119	58	55	14	4	76	1	143	17★	1	.216
	Durham (1)	0-0	9.00	1	1	0	0	0	0	4.0	8	4	4	0	0	2	0	2	0	0	.444
2014	— TAMPA BAY	0-2	2.70	2	2	0	0	0	0	10.0	10	3	3	1	0	5	0	6	0	0	.256
2015	— Charlotte (1)	0-0	1.64	3	3	0	0	0	0	11.0	9	4	2	1	1	4	0	9	0	0	.225
	Durham (1)	2-3	3.57	7	7	0	0	0	0	40.1	35	18	16	6	2	12	0	58	2	0	.232
	TAMPA BAY	3-4	5.43	12	12	0	0	0	0	63.0	74	40	38	9	4	23	1	46	6	0	.298
2016	— TAMPA BAY	7-7	4.08	21	21	0	0	0	0	130.0	125	62	59	20	5	40	0	109	3	1	.251
	SAN FRANCISCO	6-5	4.08	12	12	0	0	0	0	68.1	59	31	31	5	1	32	1	69	3	0	.233
2017	— SAN FRANCISCO	6-15★	5.52★	32	31	0	1	0	0	174.1	200	116★	107★	27	7	67	3	148	10	0	.283
2018	— TEXAS	3-8	6.79	39	12	0	10	0	0	102.0	128	82	77	19	5	41	1	86	6	0	.305
2019	— DETROIT	0-0	0.00	2	2	0	0	0	0	10.0	3	0	0	0	0	1	0	9	0	0	.094
2020	— Fukuoka SoftBank	6-3	2.65	13	13	0	0	0	0	78.0	64	32	23	7	4	22	0	89	1	0	.224
2021	— PHILADELPHIA	2-4	6.29	24	13	0	5	0	0	73.0	78	54	51	15	2	38	4	63	3	0	.274
	Lehigh Valley (1)	0-2	4.66	5	5	0	0	0	0	19.1	20	10	10	5	1	11	0	22	0	0	.267
2022	— Round Rock	1-0	0.00	2	0	0	0	0	0	5.0	2	0	0	0	0	1	0	7	0	0	.133
	TEXAS	5-2	1.95	63	0	0	18	0	5	74.0	49	20	16	3	1	38	2	83	8	0	.187
MAJOR TOTALS		61-62	4.45	268	164	1	34	1	5	1041.2	1012	554	515	132	36	445	18	952	66	3	.253
A.L. TOTALS		47-38	4.04	200	108	1	28	1	5	726.0	675	353	326	85	26	308	10	672	50	3	.245
N.L. TOTALS		14-24	5.39	68	56	0	6	0	0	315.2	337	201	189	47	10	137	8	280	16	0	.271
MINOR TOTALS		31-26	2.78	117	110	1	0	1	0	577.0	412	216	178	37	30	242	0	798	38	3	.198

★ led or tied for league lead
 (1) rehab assignment

Disabling Injuries: **2021** — Lower back strain; disabled Sept. 23 - end of season
 Lower back spasms; disabled May 22 - June 22
 Disabled April 19-25
2018 — Right knee sprain; disabled April 7 - end of season
2015 — Recovering from "Tommy John" surgery; disabled Apr. 5 - July 1
2014 — Left elbow strain; disabled April 8 - end of season
2013 — Left elbow strain; disabled July 31 - Sept. 2

2022 SEASON

- ◆ In first full season as a reliever with **Rangers**, went 5-2, with five saves and a 1.95 ERA (74 IP - 16 ER) in career-high 63 relief outings...Finished among A.L. relief leaders in innings (5th), ERA (8th), strikeouts (8th, 83) and opponent batting average (14th, .187).
- ◆ His 1.95 ERA was the third-lowest for a reliever (min. 70 IP) in Rangers history, behind Jim Kern (1.57 ERA in 1979) and Tanner Scheppers (1.88 ERA in 2013).



- ◆ Over the last 14 seasons (2009-22), the only relievers with a sub-2.00 ERA over 70+ IP in a campaign in age 33-or-older season were Tampa Bay's Fernando Rodney (2012), Boston's Koji Uehara (2013), St. Louis' Seunghwan Oh (2016), Moore (2022), and Miami/Toronto's Anthony Bass (2022).
- ◆ Posted 13.1 scoreless innings across nine relief outings in June; sixth-most scoreless IP by an individual in any month in Rangers history...Did not allow an earned run over 18 games (22.1 IP) from June 4 - July 23...Also compiled a 0.66 ERA (13.2 IP - 1 R-ER) over his final 14 games to end the year.
- ◆ Recorded first five saves of his professional career, the first coming June 13 vs. Houston in his 225th career appearance...Went 5-for-6 in save chances (lone BS on Aug. 20 at MIN), including saves in Texas' final two games to end the year (Oct. 4-5 vs. Yankees).
- ◆ Permitted just three HR all year...First HR allowed, July 26 at Seattle (Cal Raleigh) ended span of 50.2 homerless innings dating to Sept. 6, 2021, a stretch which had been fourth-longest active run in MLB.
- ◆ Reached 10 years of MLB service time, Oct. 4.

RANGERS RELIEVER RECORDS

Lowest single-season relief ERA
in Texas Rangers history

Player	ERA	Year
Jim Kern	1.57	1979
Tanner Scheppers	1.88	2013
Matt Moore	1.95	2022
Brock Burke	1.97	2022

CAREER HIGHLIGHTS

- ◆ Enters 12th Major League season in 2023 and first year with Angels...Has pitched in 268 career MLB games (164 starts) with the Rays (2011-16), Giants (2016-17), Rangers (2018, 2022), Tigers (2019) and Phillies (2021).
- ◆ Spent 2020 season with NPB Pacific League Champion Fukuoka Softbank Hawks.
- ◆ Selected as American League All-Star in 2013 with Tampa Bay.
- ◆ Came within one out of a no-hitter, Aug. 25, 2016 at Dodgers before Corey Seager singled with two outs in 9th.
- ◆ Started Game 1 of 2011 ALDS vs. TEX after just one career MLB regular season start.
- ◆ Made Major League debut with Tampa Bay, Sept. 14, 2011 at Baltimore with 1.1 innings in relief and made first start, Sept. 22, 2011 at New York (A.L.), earning his first career win in that game (W; 5.0 IP, 4 H, 0 R, 1 BB, 11 SO).

MAJOR LEAGUE SUMMARY

2021

- ◆ Began season in **Phillies** rotation, making three starts before working six times out of the bullpen.
- ◆ First 3.0 innings of Philadelphia debut, April 5 vs. Mets were scoreless, extending scoreless streak to 16.2 innings, dating back to Sept. 27, 2018 with Texas (922 days from start to finish)...Was first MLB pitcher to have a scoreless streak that long over a span of 900+ days since Ryan Madson (19.0 IP; 1,328 days from Aug. 24, 2011 - April 13, 2015 with PHI and KC).
- ◆ Victory on Aug. 4 vs. Washington, was first MLB win since Aug. 19, 2018 vs. Angels and win on Aug. 14 vs. Cincinnati was first as a starter since April 17, 2018 at Tampa Bay, (both with the Rangers).
- ◆ Worked 6.0 hitless/scoreless innings in the Aug. 14 outing against the Reds, issuing two walks...Was sixth time since 1901 that a Phillies pitcher had worked 6.0+ hitless innings in a start and not completed a no-hitter.
- ◆ Nine strikeouts, July 16 vs. Miami were his most since Aug. 13, 2017 at Washington (9).

2020

- ◆ Made 13 starts as part of a six-man rotation for **Fukuoka SoftBank Hawks** in NPB's Pacific League.
- ◆ Pitched 7.0 no-hit innings in Game 3 of Japan Series to defeat Yomiuri, 4-0, Nov. 24, throwing 93 pitches...Hawks reliever Yuito Mori allowed single with two out in the 9th (there has never been a no-hitter pitched in the Japan Series)...Fukuoka swept Yomiuri for the title.

2019

- ◆ Started year in **Tigers** rotation but sustained a right knee sprain while attempting to field a bunt in second start, April 6 vs. Kansas City...Was placed on injured list the following day and underwent season-ending surgery to repair a torn meniscus in his right knee, April 17.

2018

- ◆ Opened season in **Rangers** rotation, making 12 starts before moving to bullpen, June 15.
- ◆ Worked 7.0 shutout innings in lone win as a starter April 17 at Tampa Bay.
- ◆ Posted a 3.09 ERA (11.2 IP - 4 ER) in September across nine appearances, holding opponents to a .214 (9/42) average...39 total appearances were a then-career high...Both wins in relief came in consecutive outings, Aug. 16 and Aug. 19 vs. Angels.
- ◆ Was on 10-day IL from May 19-30 with right knee soreness.



2023 LOS ANGELES ANGELS

2017

- ◆ Ranked second on **Giants** staff in starts (31), innings (174.1), strikeouts (148), and quality starts (14) in his only full season with San Francisco.
- ◆ His 5.52 ERA (174.1 IP - 107 ER) was the highest among the 58 qualifying pitchers and was second highest in Giants franchise history (Terry Mulholland, 5.80 ERA in 1995)...Led N.L. in runs (116) and earned runs (107) allowed and tied for league lead in losses (15)...Had just 3.67 runs of support per 9.0 innings, third lowest among qualifiers and received one-or-fewer runs 14 times.

2016

- ◆ Combined to go 13-12 with a 4.08 ERA (198.1 IP - 90 ER) in 33 starts with **Rays** and **Giants**...Established career bests for starts, innings, strikeouts (178) and quality starts (18) while posting second highest win total in first injury-free season since 2012.
- ◆ Was 4-2 with a 1.99 ERA (40.2 IP - 9 ER) in final six starts for Tampa Bay before trade to San Francisco on Aug. 1.
- ◆ Issued two-or-fewer runs in eight of 12 starts for Giants and was 4-1 with a 3.77 ERA (28.2 IP - 12 ER) in final five regular season outings.
- ◆ Pitched 8.2 hitless innings, Aug. 25 at Los Angeles (N.L.) before Corey Seager singled...Santiago Casilla recorded final out in combined one-hit, 4-0 win...Threw career high 133 pitches in that game.

NEAR NO-HITTER

Was one out away from throwing a no-hitter for Giants on Aug. 25, 2016 at Dodger Stadium. Corey Seager singled to right field with two outs in 9th inning to break up the no-hit bid.

2015

- ◆ Opened year on **Rays** 60-day DL while recovering from "Tommy John" surgery...Made five rehab starts between High-A **Charlotte** and Triple-A **Durham**.
- ◆ Was activated July 2 and had no-decision that day vs. Cleveland (4.2 IP, 6 H, 4 ER), in his first MLB start since April 7, 2014 at Kansas City.
- ◆ Defeated Houston July 12 for first MLB win since Sept. 23, 2013 at Toronto.
- ◆ After six starts for Rays, was optioned to Durham Aug. 3...Went 2-1 with a 3.30 ERA (30 IP - 11 ER) in five starts for Bulls, recording franchise record 16 strikeouts, Aug. 22 vs. Columbus.
- ◆ Was recalled by Tampa Bay, Sept. 1 and was 2-1 with a 2.97 ERA (36.1 IP - 12 ER) in final six starts.
- ◆ Issued career homers #499 and #500 to David Ortiz, Sept. 12 vs. Boston.

2014

- ◆ With **Rays**, left after 4.1 innings with left elbow soreness in second start of season, April 7 at Kansas City.
- ◆ Was placed on DL April 8 and underwent season-ending "Tommy John" surgery, April 22...Surgery was performed by Dr. James Andrews in Birmingham, AL.

2013

- ◆ In third Major League season with **Rays**, had the A.L.'s second-best winning percentage (club record .810) and tied for 3rd in wins (17) despite missing over a month with injury.
- ◆ Selected to A.L. All-Star Team (replacing injured Yu Darvish) and worked a perfect inning in the game at Citi Field...Was 13-3 in 19 starts at the All-Star break, establishing Rays record for first half wins.
- ◆ Led Rays in wins and was second in strikeouts (143)...Went 8-0 with a 2.18 ERA (62 IP - 15 ER) in first 11 starts, tying club record for longest single season winning streak...At age 23, became A.L.'s youngest LHP to begin season with at least eight straight wins exclusively as a starter since Boston's Babe Ruth in 1917 (8-0 at age 22)...Lost on June 4 at Detroit to end career best nine-game win streak over 2 seasons.
- ◆ Pitched first career complete game and shutout, July 22 at Boston.
- ◆ Was on DL from July 31 - Sept. 2 with a left elbow strain.

2012

- ◆ During first full MLB season with **Rays**, ranked third on Tampa Bay's staff in wins (11), innings (177.1) and strikeouts (175).
- ◆ Was selected as Tampa Bay's Outstanding Rookie...Ranked second among MLB rookies in strikeouts to Yu Darvish (221) and T2nd among A.L. rookies in starts (31).
- ◆ Averaged 8.9 strikeouts per 9.0 innings, which ranked fifth among A.L. qualifiers.

2011

- ◆ Won Spink Award as Topps Minor League Player of the Year and was also selected as the Rays Minor League and Southern League Pitcher of the Year...Was selected to *Baseball America's* First Team minor league All-Star squad.
- ◆ Combined to go 12-3 with a 1.92 ERA (155.0 IP - 33 ER) with 210 strikeouts over 27 starts with Double-A **Montgomery** and Triple-A **Durham**.



- ◆ Finished second among all minor league pitchers in ERA, strikeouts, and opponent batting average (.184) and led with 12.2 SO/9.0 IP.
- ◆ Pitched a no-hitter for Montgomery, June 16 at Mobile, allowing two walks with 11 strikeouts.
- ◆ Pitched for US Team in All-Star Futures Game at Chase Field.
- ◆ Made Major League debut with **Rays**, Sept. 14 at Baltimore, allowing two earned runs in 1.1 relief innings... Fanned first two batters faced (J.J. Hardy and Nick Markakis).
- ◆ Pitched 5.0 scoreless innings with 11 strikeouts to win first start, Sept. 22 at New York (A.L.)...Set club strikeout record for a first Major League start; most by any A.L. pitcher since Oakland's Tim Hudson (11) on June 8, 1999.

POSTSEASON SUMMARY

- ◆ Made postseason debut in **2011** with **Rays** and started Game 1 of ALDS at Texas, after having just one career big league start in the regular season...Issued two hits in 7.0 shutout innings to defeat Rangers, 9-0, becoming the first rookie in MLB history to pitch 7.0+ scoreless innings and allow two-or-fewer hits in a postseason game... Also allowed one hit, Adrian Beltre's third homer of the game, in 3.0 relief innings in Game 4.
- ◆ In **2013** with **Rays**, made two appearances (one start) in ALDS after not pitching in Wild Card Game vs. Indians... Lost Game 1 of ALDS at Boston (4.1 IP, 8 H, 8 R, 7 ER, 2 BB, 4 SO) and worked 2.0 scoreless relief innings in Game 4.
- ◆ Returned to postseason in **2016** with **Giants**...Did not appear in Wild Card Game vs. Mets...Started Game 4 of NLDS vs. Cubs and issued two hits and two runs (1 ER) with 10 strikeouts over 8.0 IP, but had no-decision as Cubs rallied for four runs in 9th inning to eliminate San Francisco...Was fifth pitcher in MLB history to allow two-or-fewer hits with 10+ strikeouts in a game in which his team faced postseason elimination.

WILD CARD TOTALS

Year	Club, Opp.	W-L	ERA	G	GS	CG	SHO	SV	IP	H	R	ER	BB	SO
2013	— TB, CLE						Did not pitch							
2016	— SF, NYM						Did not pitch							

DIVISION SERIES TOTALS

Year	Club, Opp.	W-L	ERA	G	GS	CG	SHO	SV	IP	H	R	ER	BB	SO
2011	— TB, TEX	1-0	0.90	2	1	0	0	0	10.0	3	1	1	3	8
2013	— TB, BOS	0-1	9.95	2	1	0	0	0	6.1	9	8	7	3	7
2016	— SF, CHC	0-0	1.13	1	1	0	0	0	8.0	2	2	1	2	10
Totals		1-1	3.33	5	3	0	0	0	24.1	14	11	9	8	25

NOTABLE MINOR LEAGUE AWARDS AND HONORS

- ◆ **2011** Spink Award (Topps Minor League Player of the Year)... Rays Minor League Pitcher of the Year...Southern League Pitcher of the Year...*Baseball America* Triple-A All-Star...Futures Game selection.
- ◆ **2010** Florida State league Post-Season All-Star...*Baseball America* Florida State League All-Star...*Topps* Class A All-Star...Florida State League Pitcher of the Week (June 14-20, July 19-25, July 25-Aug. 1, Aug. 23-29).
- ◆ **2009** South Atlantic League Pitcher of the Week (June 1-7).
- ◆ **2008** *Baseball America* Rookie All-Star.

CAREER TRANSACTIONS

- ◆ June 7, 2007...Selected by **Devil Rays** in eighth round of First-Year Player Draft (signed July 6, 2007).
- ◆ Aug. 1, 2016...Traded by **Rays** to **Giants** for INF Matt Duffy, INF Lucius Fox and RHP Michael Santos.
- ◆ Dec. 15, 2017...Traded by **Giants** with cash considerations to **Rangers** for RHP Sam Wolff and RHP Israel Cruz.
- ◆ Dec. 4, 2018...Signed by **Tigers** to one-year contract.
- ◆ Dec. 26, 2019...Signed by **Fukuoka SoftBank Hawks** (NPB) to one-year contract.
- ◆ Feb. 3, 2021...Signed by **Phillies** to one-year contract.
- ◆ March 14, 2022...Signed by **Rangers** as minor league free agent.
- ◆ Feb. 16, 2023...Signed by **Angels** to one-year contract.

PERSONAL/MISC

- ◆ Matthew Cody Moore...On Twitter: @MattyMoe55.
- ◆ Matt and his wife, Anna, have three children, Luke, Mila and Zeke.
- ◆ Led all minor league pitchers in strikeouts in 2009 & 2010...In 2010, was first minor leaguer with 200+ strikeouts in a season since Francisco Liriano (MIN organization) in 2005.
- ◆ Graduate of Moriarty HS (Moriarty, NM)...Named Gatorade's 2007 New Mexico Player of the Year...Is one of two MLB products from the school, along with Kyle Blanks.
- ◆ Had committed to play baseball at the University of New Mexico, before signing with Tampa Bay.
- ◆ Was born in Florida, but his family moved from Fort Walton Beach to Kadena Air Force Base in Okinawa, Japan when he was six years old...Lived there for over five years before moving to New Mexico.
- ◆ Father, Marty, worked on special operations H53 helicopters for the Air Force for 25 years and currently works for the Department of Defense.

2023 LOS ANGELES ANGELS

- ◆ Older brother, Bobby pitched and played outfield for the University of New Mexico from 2005-09.
- ◆ Originally signed by Devil Rays scout Jack Powell.

ALL-STAR GAME RECORD

Year	Club, Site	W-L	ERA	G	GS	CG	SHO	SV	IP	H	R	ER	BB	SO
2013	A.L., NYM	0-0	0.00	1	0	0	0	0	1.0	0	0	0	0	0

MAJOR LEAGUE HITTING TOTALS

	AVG	AB	R	H	2B	3B	HR	RBI	SH	SF	HBP	BB	IBB	SO	SB	CS	GDP	SLG	OBP
CAREER	.087	104	5	9	0	0	0	5	11	0	0	2	0	47	0	0	3	.087	.104

CAREER FIELDING

POS	PCT	G	PO	A	E	TC	DP
P	.932	268	38	112	11	161	7

MOORE'S CAREER HIGHS

	SEASON	GAME
Wins	17 — 2013	SO 11 — 4 times; last, 9/27/16 vs. COL
Losses	15 — 2027	IP 9.0 — 7/22/13 at BOS
ERA	1.95 — 2022	R & ER 10 — 5/2/18 at CLE
IP	198.1 — 2016	BB 6 — 6 times; last, 7/1/17 at PIT
SO	178 — 2016	H 12 — 7/7/17 vs. MIA
Win Streak	9 — 9/29/12-5/19/13	



MOORE



98

ANTHONY MULRINE

BORN: MAR. 30, 1998

BIRTHPLACE: DAVIE, FL

ACQUIRED: SELECTED IN 25TH ROUND OF 2019 FIRST-YEAR PLAYER DRAFT

SIGNED THRU: 2023; UNDER CLUB CONTROL; 0/3 OPTIONS USED

OPENING DAY AGE: 25

RESIDES: DAVIE, FL

CATCHER

HEIGHT >>> 6-1

WEIGHT >>> 205

BATS >>> R

THROWS >>> R

NON-ROSTER INVITEE

MULRINE'S LIFETIME PLAYING RECORD

Year	Club	AVG	G	AB	R	H	2B	3B	HR	RBI	SH	SF	HBP	BB	IBB	SO	SB	CS	GDP	SLG	OBP	E
2019	Orem	.250	45	128	24	32	6	1	5	26	0	1	14	16	0	33	0	2	2	.430	.390	5
2020	LAA	DID NOT PLAY — No Minor League Season																				
2021	Rocket City	.217	55	166	16	36	7	0	4	17	0	1	11	16	0	42	0	1	4	.331	.325	2
	Salt Lake	.118	5	17	1	2	0	0	0	0	0	0	3	0	7	0	0	1	.118	.250	0	
2022	Rocket City	.160	45	144	19	23	5	0	1	12	0	0	6	19	0	43	0	0	4	.215	.284	2
	Salt Lake	.159	20	63	3	10	2	0	0	4	1	0	3	3	0	24	1	0	1	.190	.232	3
MINOR TOTALS		.199	170	518	63	103	20	1	10	59	1	2	34	57	0	149	1	3	12	.299	.318	12

2022 SEASON

- ◆ Began season with Double-A **Rocket City** and caught 45 games in his second Double-A season.
- ◆ Hit only home run of season April 30 vs. Birmingham.
- ◆ Promoted to Triple-A **Salt Lake**, Aug. 4 and was behind the plate in 20 games for Bees across final two months of season.
- ◆ Successfully caught 30% (9/30) of would-be basestealers for Bees...Had tallied a 32% (19/41) caught stealing rate in Double-A during 2021 season.
- ◆ Was hit by nine pitches combined between Rocket City and Salt Lake...Has now totaled 34 HBP in his 170 career minor league games, which is tied for fifth among all minor league catchers since 2019.

CAREER HIGHLIGHTS

- ◆ 2019 *MiLB.com* Organizational All-Star.
- ◆ Starting catcher in Trash Pandas inaugural game, May 5, 2022 at Chattanooga, where he was batterymates with Reid Detmers.
- ◆ Made professional debut in 2019 with Orem...Registered a 51% caught stealing rate after throwing out 31 of 61 would-be basestealers.
- ◆ Made two pitching appearances for Owlz in 2019 and combined to retire all three batters faced with one strikeout.

CAREER TRANSACTIONS

- ◆ June 5, 2019...Selected by **Angels** in 25th round of First-Year Player Draft (signed June 11, 2019).

PERSONAL/MISC

- ◆ Anthony Louis Mulrine (MULL-rhine)...On Twitter: @AnthonyMoose_36.
- ◆ 2023 marks third consecutive season as a non-roster invitee to Major League Spring Training.
- ◆ Represented Angels in Arizona Fall League following 2021 season.
- ◆ Did not play in 2020 due to the cancellation of the minor league season.
- ◆ Graduated from St. Thomas Aquinas HS (Davie, FL)...Alumni from the school include Pro Football Hall of Famer Michael Irvin, Football Pro Bowlers Geno Atkins, Joey Bosa, Nick Bosa and International Tennis Hall of Famer Chris Evert.
- ◆ Played collegiately at Samford University (Birmingham, AL)...In his three seasons, had a .282 batting average, with 25 doubles, one triple, 20 home runs and 106 RBI in his three seasons in a Bulldogs uniform.
- ◆ While in college, played for Sanford River Rats in Florida Collegiate Summer League.
- ◆ Originally signed by Angels scout Todd Hogan.



87

LUKE MURPHY

BORN: NOV. 5, 1999

BIRTHPLACE: NASHVILLE, TN

ACQUIRED: SELECTED IN FOURTH ROUND OF 2021 FIRST-YEAR PLAYER DRAFT

SIGNED THRU: 2023; UNDER CLUB CONTROL; 0/3 OPTIONS USED

OPENING DAY AGE: 23

RESIDES: SPRINGFIELD, TN

RHP

HEIGHT >>> 6-5

WEIGHT >>> 190

BATS >>> R

THROWS >>> R

NON-ROSTER INVITEE

MURPHY'S LIFETIME PITCHING RECORD

Year	Club	W-L	ERA	G	GS	CG	GF	SHO	SV	IP	H	R	ER	HR	HB	BB	IBB	SO	WP	BK	BAA
2021	Tri-City	0-1	3.00	7	0	0	5	0	2	9.0	7	3	3	0	0	1	0	15	1	0	.206
2022	Rocket City	7-2	2.62	37	0	0	3	0	1	44.2	25	13	13	0	2	26	0	52	1	0	.164
MINOR TOTALS		7-3	2.68	44	0	0	8	0	3	53.2	32	16	16	0	2	27	0	67	2	0	.172

2022 SEASON

- ◆ Spent entire season with Double-A **Rocket City**, making 37 relief appearances and going 7-2 with a 2.62 ERA (44.2 IP - 13 ER) and 52 strikeouts.
- ◆ Pitched the eighth inning in first no-hitter in Trash Pandas history, Sept. 3 vs. Biloxi, working a scoreless frame with two walks and two strikeouts to combine with Chase Silseth (7.0 IP) and Eric Torres (1.0 IP) on the rare feat.
- ◆ Held opponents to a .073 (6/82) average and did not allow an earned run in home games at Toyota Field (26.2 IP).
- ◆ Left-handed opponents were held to a .148 (9/61) average on the season.
- ◆ During final two months of season, pitched to a 0.73 ERA (12.1 IP - 1 ER) with 14 strikeouts across 11 appearances.
- ◆ Recorded only save of year in final regular season appearance, Sept. 15 vs. Birmingham.
- ◆ Pitched in two postseason games during Southern League Division Series vs. Tennessee.

CAREER HIGHLIGHTS

- ◆ Combined with Chase Silseth (7.0 IP) and Eric Torres (1.0 IP) to pitch first no-hitter in Rocket City history, Sept. 3, 2022 vs. Biloxi.
- ◆ Made professional debut in 2021 with High-A Tri-City.
- ◆ Pitched in 2021 College World Series Championship Series for Vanderbilt vs. Mississippi State.

CAREER TRANSACTIONS

- ◆ July 12, 2021...Selected by **Angels** in fourth round of First-Year Player Draft (signed July 19, 2021).

PERSONAL/MISC

- ◆ Luke Evan Murphy...On Twitter: @LukeMurphy27_
- ◆ 2023 marks first season as a non-roster invitee to Major League Spring Training.
- ◆ Attended Vanderbilt University...In junior season, led Commodore relievers with 61 strikeouts and tied for team lead in saves...Pitched 1.0 inning in College World Series Championship Series vs. Mississippi State.
- ◆ Missed 2019 season at Vanderbilt while recovering from "Tommy John" surgery.
- ◆ Graduate of East Robertson HS (Cross Plains, TN) where played baseball, basketball and golf...Three-time all-county honoree...In 2018 earned several baseball honors, including: Rawlings/Perfect Game Honorable Mention All-American, Southeast - All Region 1st Team and District 9A MVP and 2018 All-USA Second Team...Two-year basketball team captain and four year letterwinner in basketball.
- ◆ Father, Neil, and uncle, Seth Massey, played college baseball at Austin Peay University.
- ◆ Originally signed by Angels scout Joel Murrie.

MURPHY



94

ZACH NETO

BORN: JAN. 31, 2001

BIRTHPLACE: MIAMI, FL

ACQUIRED: SELECTED IN FIRST ROUND (13TH OVERALL) OF 2022
FIRST-YEAR PLAYER DRAFT

SIGNED THRU: 2023; UNDER CLUB CONTROL; 0/3 OPTIONS USED

OPENING DAY AGE: 22

RESIDES: MIAMI, FL

INFIELDER

HEIGHT >>> 6-0

WEIGHT >>> 185

BATS >>> R

THROWS >>> R

NON-ROSTER INVITEE

NETO'S LIFETIME PLAYING RECORD

Year	Club	AVG	G	AB	R	H	2B	3B	HR	RBI	SH	SF	HBP	BB	IBB	SO	SB	CS	GDP	SLG	OBP	E
2022	Tri-City	.200	7	25	2	5	0	1	1	4	0	0	2	4	0	4	1	0	0	.400	.355	1
	Rocket City	.320	30	122	22	39	9	0	4	23	0	1	5	8	0	29	4	2	4	.492	.382	10
MINOR TOTALS		.299	37	147	24	44	9	1	5	27	0	1	7	12	0	33	5	2	4	.476	.377	11

2022 SEASON

- ◆ Began season at **Campbell University** (Buies Creek, NC), where he hit .407 (81/199) with 23 doubles, two triples, 15 home runs and 50 RBI for the Fighting Camels...Paced Big South Conference in average, hits, doubles, runs scored (65) and OPS (1.283)...Also went 19-for-20 in stolen base attempts.
- ◆ Earned Big South Player of the Year honors for a second consecutive season.
- ◆ Selected by Angels in first round (13th overall) in First-Year Player Draft and was assigned to High-A **Tri-City**.
- ◆ Made professional debut with Dust Devils, July 30 vs. Spokane...Played in seven games for Tri-City and was promoted to Double-A **Rocket City**, Aug. 9.
- ◆ Batted .370 (17/46) across first 11 games for Trash Pandas and finished regular season with hits in 24 of 30 games, totaling a .320 (39/122) average with nine doubles, four home runs and 23 RBI.
- ◆ Played in all three Trash Pandas postseason games, including a homer in Game 2 of Southern League Division Series vs. Tennessee.

CAREER HIGHLIGHTS

- ◆ Enters 2023 ranked by *Baseball America* as Angels #2 prospect...Also named on publications Best Tools list for Angels organization as Best Hitter for Average and Best Defensive Infielder.
- ◆ Made professional debut, July 30, 2022 for High-A Tri-City vs. Spokane.
- ◆ Selected as 13th overall pick in 2022 First-Year Player Draft...Joined three-time All-Star Frank Tanana (1971) and 10-year MLB veteran Casey Kotchman (2001) as Angels selections with the #13 pick.

CAREER TRANSACTIONS

- ◆ July 17, 2022...Selected by **Angels** in first round (13th overall) of First-Year Player Draft (signed July 20, 2022).

PERSONAL/MISC

- ◆ Zachary Adam Neto...Last name is pronounced: NET-oh...On Twitter: @ZachNeto25.
- ◆ 2023 marks first season as a non-roster invitee to Major League Spring Training.
- ◆ Played collegiately at Campbell University, where he amassed a .403 (152/377) career average in three years along with 40 doubles, five triples, 27 home runs and 108 RBI...Big South Player of the Year in 2021 and 2022.
- ◆ During 2021 Collegiate Summer season, played for Brewster Whitecaps in Cape Cod League and North Adams SteepleCats in New England Collegiate Baseball League.
- ◆ In 2020, played for Delray Beach Lightning in South Florida Collegiate Baseball League and led league in home runs (6) and batting average (.439).
- ◆ Prepped at Miami Coral Park Senior HS, where he was a three-time all-district team honoree after posting a career .407 average with 19 doubles, six triples, two home runs and 37 RBI.
- ◆ Originally signed by Angels scout Nick Gorneault.

2023 LOS ANGELES ANGELS



14

LOGAN O'HOPPE

BORN: FEB. 9, 2000
BIRTHPLACE: WEST ISLIP, NY
MLB SERVICE: 8 DAYS

OPENING DAY AGE: 23
RESIDES: SAYVILLE, NY

ACQUIRED: FROM PHILADELPHIA FOR OF BRANDON MARSH, AUG. 2, 2022
SIGNED THRU: 2023; UNDER CLUB CONTROL; 0/3 OPTIONS USED

CATCHER

HEIGHT >>> 6-2

WEIGHT >>> 215

BATS >>> R

THROWS >>> R

O'HOPPE'S LIFETIME PLAYING RECORD

Year	Club	AVG	G	AB	R	H	2B	3B	HR	RBI	SH	SF	HBP	BB	IBB	SO	SB	CS	GDP	SLG	OBP	E	
2018	— Phillies (GCL)	.367	34	109	19	40	10	1	2	21	0	4	1	10	0	28	2	1	2	.532	.411	2	
2019	— WillamSPORT	.216	45	162	20	35	12	2	5	26	0	3	0	12	0	49	3	0	7	.407	.266	6	
2020	DID NOT PLAY — Participated at Phillies Alternate Training Site																						
2021	— Jersey Shore	.270	85	318	43	86	17	2	13	48	0	6	4	30	0	63	6	3	2	.459	.335	5	
	— Reading	.296	13	54	6	16	1	0	3	7	0	0	2	1	0	9	0	0	0	.481	.333	0	
	— Lehigh Valley	.190	6	21	2	4	1	0	1	3	0	0	0	2	0	4	0	0	0	.381	.261	1	
2022	— Reading	.275	75	262	48	72	11	1	15	45	0	2	11	41	1	52	6	2	3	.496	.392	4	
	— Rocket City	.306	29	98	24	30	3	0	11	33	0	1	3	29	1	22	1	2	1	.673	.473	4	
	— LAA	.286	5	14	1	4	0	0	2	0	0	0	0	2	0	3	0	0	0	.286	.375	0	
MINOR TOTALS		.276	287	1024	162	283	55	6	50	183	0	16	21	125	2	227	18	8	15	.488	.362	22	

2022 SEASON

- ◆ After starting the season in the **Phillies** organization, was acquired by the **Angels** Aug. 2 in exchange for OF Brandon Marsh...Became the Angels #1 prospect following mid-season trade.
- ◆ Made Major League debut Sept. 28 vs. Oakland...Became the second position player born after 2000 to debut for the Angels (Livan Soto)...Singled in first career plate appearance off Adrian Martinez...Logged hits in four of five big league games.
- ◆ In 104 combined games in Double-A with **Rocket City** and **Reading**, batted .283 (102/360) with 26 home runs, 14 doubles, 78 RBI, and 196 total bases...With Rocket City, hit .306 (30/98) and led the Southern League in home runs, RBI, OBP, SLG, and OPS after joining the Club on August 4.
- ◆ Selected to the All-Star Futures Game at Dodger Stadium.

NOTABLE MINOR LEAGUE AWARDS AND HONORS

- ◆ **2022** Futures Game Selection...Southern League Player of the Month (Sept.)...Eastern League Player of the Week (May 22).
- ◆ **2021** *MLB.com* Organizational All-Star...Participated in Arizona Fall League...AFL Rising Stars Game...AFL Dernel Stenson Sportsmanship Award.
- ◆ **2019** New York-Penn League All-Star...Phillies Minor League Player of the Month (July)...New York-Penn League Player of the Week (July 28)... New York-Penn League Player of the Week (July 21)

CAREER TRANSACTIONS

- ◆ June 6, 2018...Selected by the **Phillies** in the 23rd round of the 2018 First-Year Player Draft.
- ◆ Aug. 2, 2022...Traded by the **Phillies** to the **Angels** for OF Brandon Marsh.

PERSONAL/MISC

- ◆ Logan O'Hoppe (pronounced oh-HOP-ee)...On Twitter: @logan_ohoppe.
- ◆ Was committed to playing collegiately at East Carolina University, his father's alma mater...Named a 2018 Preseason Perfect Game All-American and All-Region Team...Posted a .467 average with three home runs and 22 RBI in 21 games his senior season...Named Catholic High School Athletic Association Player of the Year after netting the Triple Crown and leading high school to its first league championship since 2014...Recognized as the top High School catcher in the country winning the Gold Glove Award
- ◆ Originally signed by Phillies scout Alex Agostino.

O'HOPPE



17 >>>

SHOHEI OHTANI

BORN: JULY 5, 1994
 BIRTHPLACE: ŌSHŪ, JAPAN
 MLB SERVICE: 5 YEARS

OPENING DAY AGE: 28
 RESIDES: ŌSHŪ, JAPAN

ACQUIRED: SIGNED AS INTERNATIONAL FREE AGENT, DEC. 9, 2017
 SIGNED THRU: 2023; UNDER CLUB CONTROL; 0/3 OPTIONS USED

RHP/DH

HEIGHT >>> 6-4

WEIGHT >>> 210

BATS >>> L

THROWS >>> R

OHTANI'S LIFETIME PITCHING RECORD

Year	Club	W-L	ERA	G	GS	CG	GF	SHO	SV	IP	H	R	ER	HR	HB	BB	IBB	SO	WP	BK	BAA
2013	Nippon-Ham	3-0	4.23	13	11	0	0	0	0	61.2	57	30	29	4	8	33	0	46	2	0	-
2014	Nippon-Ham	11-4	2.61	24	24	3	0	2	0	155.1	125	50	45	7	4	57	0	179	6	1	-
2015	Nippon-Ham ★15-5	2.24★	22	22	5★	0	3★	0	0	160.2	100	40	40	7	3	46	0	196	9	0	-
2016	Nippon-Ham	10-4	1.86★	21	20	4	0	1	0	140	89	33	29	4	8	45	0	174	6	0	-
2017	Nippon-Ham	3-2	3.20	5	5	1	0	1	0	25.1	13	9	9	2	0	19	0	29	1	0	-
2018	LAA	4-2	3.31	10	10	0	0	0	0	51.2	38	19	19	6	1	22	0	63	5	0	.203
2019	LAA									DID NOT PITCH											
2020	LAA	0-1	37.80	2	2	0	0	0	0	1.2	3	7	7	0	0	8	0	3	1	0	.375
2021	LAA	9-2	3.18	23	23	0	0	0	0	130.1	98	48	46	15	10	44	2	156	10	2	.207
2022	LAA	9-2	3.18	23	23	0	0	0	0	130.1	98	48	46	15	10	44	2	156	10	2	.207
MAJOR TOTALS		28-14	2.96	63	63	0	0	0	0	349.2	263	119	115	35	13	118	2	441	30	2	.206
JAPAN TOTALS		42-15	2.52	85	82	13	0	7	0	543	384	162	152	24	23	200	0	624	24	1	-

★ led or tied for league lead

OHTANI'S LIFETIME PLAYING RECORD

Year	Club	AVG	G	AB	R	H	2B	3B	HR	RBI	SH	SF	HBP	BB	IBB	SO	SB	CS	GDP	SLG	OBP	E
2013	Nippon-Ham	.238	77	189	14	45	15	1	3	20	0	2	1	12	0	64	4	1	3	.376	.284	1
2014	Nippon-Ham	.274	87	212	32	58	17	1	10	31	0	1	0	21	0	48	1	0	4	.505	.338	1
2015	Nippon-Ham	.202	70	109	15	22	4	0	5	17	0	2	0	8	1	43	1	0	1	.376	.252	1
2016	Nippon-Ham	.322	104	323	65	104	18	1	22	67	0	4	1	54	2	98	7	2	7	.588	.416	1
2017	Nippon-Ham	.332	65	202	24	67	16	1	8	31	0	3	2	24	0	63	0	1	0	.540	.403	0
2018	LAA	.285	104	326	59	93	21	2	22	61	0	1	2	37	2	102	10	4	2	.564	.361	0
2019	LAA	.286	106	384	51	110	20	5	18	62	0	4	2	33	1	110	12	3	6	.505	.343	0
2020	LAA	.190	46	153	23	29	6	0	7	24	0	0	0	22	0	50	7	1	3	.366	.291	0
2021	LAA	.257	158	537	103	138	26	8★	46	100	0	2	4	96	20★189	26	10★	7	592	.372	1	
2022	LAA	.273	157	586	90	160	30	6	34	95	0	3	5	72	14	161	11	9	6	.519	.356	0
MAJOR TOTALS		.267	581	1986	326	530	103	21	127	342	0	10	13	260	37	612	66	27	24	.532	.354	1
JAPAN TOTALS		.286	403	1035	150	296	70	4	48	166	0	12	4	119	3	316	13	4	15	.500	.358	4

Disabling Injuries:

2019 — Right elbow UCL injury; disabled March 28 (retro to March 25) - May 7

2018 — Right elbow UCL sprain; disabled June 8 (retro to June 7) - July 3

2022 SEASON

- ◆ Two-way sensation put together another historic season during fifth campaign with the **Angels**...Finished second in the MVP race after garnering 280 points in the voting process (NY Yankees Aaron Judge)...Also finished in fourth place for the A.L. Cy Young Award (HOU's Justin Verlander).
- ◆ Named to the All-MLB First Team as a starting pitcher and Second Team as a designated hitter...Tabbed as the 2022 Edgar Martinez Award winner, given annually to the league's best DH.
- ◆ Voted by teammates for the second straight season as the Angels Team MVP and the Nick Adenhart Pitcher of the Year.

THIS IS THE GREATEST SHO

In 2022, Shohei Ohtani became the only player in MLB history with 10+ pitching wins and 30+ home runs in the same season.

2023 LOS ANGELES ANGELS

- ◆ Selected to the All-Star Game as both a pitcher and position player for a second consecutive season...Only player in MLB history to be selected as an All-Star as both a position player and a pitcher...Started the All-Star Game as the A.L. designated hitter and recorded the first leadoff All-Star hit since Mike Trout in 2015.

TWO-WAY

- ◆ Became the first player ever to qualify for the league leaders as both a hitter and a pitcher in the same season.
- ◆ Posted the first season in MLB history with 10+ pitching wins and 30+ HR in the same season...Babe Ruth (1918) was the only other player with 10+ wins and 10+ HR.
- ◆ Only player in MLB history to record an 8+ RBI game as a batter and a 13+ strikeout game as a pitcher at any point in a career...Accomplished both feats in consecutive games (June 21-22 vs. KC).
- ◆ April 20 at Houston, became the first starting pitcher (since 1900) to bat twice in the top of the first before ever taking the mound...That night, allowed two base runners in 6.0 scoreless innings with 12 strikeouts.
- ◆ Was Club's Opening Day starter (April 7 vs. HOU) and leadoff hitter...Became first player in MLB history to both throw and face a team's first pitch of the season.

HITTING

- ◆ Ranked in Top 10 in the American League in total bases (304; 5th), intentional walks (14; 3rd), extra-base hits (70; T3rd), slugging (.519; 5th), home runs (34; 4th), OPS (.875, 5th), triples (6; T4th), RBI (95; 7th), walks (72; 7th) and runs (90; T8th)46 home runs were the second most in franchise history, trailing only Troy Glaus (47 HR).
- ◆ Paced the Angels in runs and RBI for the second straight season.
- ◆ Tallied six multi-homer games, which tied Troy Glaus' franchise record.
- ◆ Set a single-game career high (MLB or NPB) with eight RBI on June 21 vs. Kansas City...Also set MLB single-game RBI record for a Japanese-born player.
- ◆ Logged career-best and team-leading 18-game hit streak from Sept. 14 – Oct. 3.
- ◆ April 10 vs. Houston, hit a double with an exit velocity of 119.1 MPH, breaking his own record for an extra-base hit by a left-handed batter in the Statcast era.
- ◆ Only player in the Majors to tally 6+ triples and 34+ HR this season (second consecutive year as the only player to do so)
- ◆ Stole at least 10 bases for the fourth time in five seasons...Joined Paul Molitor as the only DH's to ever amass four seasons with at least 10 stolen bases (min. 75% of games played as a DH).

PITCHING

- ◆ Led the A.L. with an 11.87 SO/9 innings rate...In addition, ranked among league leaders in strikeouts (219; 3rd), whiff% (33.0%; 4th), ERA (2.33; 4th), wins (15; T4th), WHIP (1.01; 5th) and opponent batting average (.203; 6th).
- ◆ Fashioned a 2.33 ERA, which was the third best in franchise history (min. 162 IP), trailing only Dean Chance's 1.65 ERA in 1964 and Nolan Ryan's 2.28 ERA in 1972...15 wins were the most by an Angels pitcher since Garrett Richards in 2015 (15 W) while his 219 strikeouts were the most since Jered Weaver in 2010 (233 K)...His 2.33 ERA was the lowest Recorded 10+ strikeouts in 10 games which led the A.L...Joined Nolan Ryan as only pitchers in Angels history with 10+ strikeouts in six consecutive starts.
- ◆ Allowed two-or-fewer runs in 22 of 28 starts...In final 19 games, pitched to a 1.67 ERA (118.2 IP – 22 ER) with 154 strikeouts.
- ◆ During a six game pitching span from June 9 – July 13, went 6-0 with a 0.45 ERA (39.2 IP – 2 ER) and 58 strikeouts, (while also hitting eight HR with a .997 OPS)...Fourth pitcher all-time to go 6-0 with 58+ SO and 2-or-fewer ER in a six game span, joining Cy Young winners Johan Santana (2004), R.A. Dickey (2012) and Clayton Kershaw (2014)
- ◆ Induced 29 swings and misses on May 5 at Boston...No other pitcher has registered more in a game this season... That day, he also became the first starting pitcher to bat in one of the top four spots in the order in a game at Fenway Park since Babe Ruth on Sept. 20, 1919 (Game 1) vs. White Sox.

ON THE RUN

In 2022, Shohei Ohtani became the only player the first player in the World Series era to log 10+ wins and 10+ stolen bases in the same season.

HEY BABE

Babe Ruth (1918):

13-7, 2.22 ERA, 1.05 WHIP, 40 SO
.300 AVG, 26 doubles, 11 HR, .555 SLG

Shohei Ohtani (2022):

15-9, 2.33 ERA, 1.01 WHIP, 219 SO
.273 AVG, 30 doubles, 34 HR, .519 SLG

HEAT INDEX

Ohtani was the only American League starting pitcher to throw 40+ pitches at 100+ MPH in 2022.



CAREER HIGHLIGHTS

- ◆ 2021 American League MVP and 2018 American League Rookie of the Year enters the season with a career .886 OPS and 127 home runs batting and a 28-14 record with a 2.96 ERA (349.2 IP - 115 ER) on the mound.
- ◆ A two-time All-Star (2021 and 2022), has been named both times as a pitcher and a hitter...Selected to first All-Star Game in 2021, starting the game as both the American League starting pitcher and designated hitter...Also participated in the Home Run Derby...*For more information, see 2021 season summary.*
- ◆ Was the 16th recipient of the Commissioner's Historic Achievement Award and the first issued by Commissioner Manfred...Tabbed as the DH for the All-MLB First Team and All-MLB Second Team as a starting pitcher...*For full list of 2021 awards and honors, see box titled the Greatest Sho on Earth in 2021 season section.*
- ◆ Two-time (2021 and 2022) Edgar Martinez Award winner.
- ◆ Four-time All-MLB honoree: 2021 First Team designated hitter, 2021 Second Team starting pitcher...2022 First Team starting pitcher, 2022 second team designated hitter.
- ◆ Named 2018 MLB Rookie of the Year by *Baseball America* and A.L. Rookie of the Year by *Baseball Digest*.
- ◆ Two-time American League Player of the Month (June and July, 2021) and two-time American League Rookie of the Month (April and September, 2018).
- ◆ Four-time American League Player of the Week (twice in 2021 and twice in 2018).
- ◆ Played in 162nd career game July 16, 2019...According to STATS, is the first player in A.L. history with 35+ home runs and 15+ stolen bases in his first 162 games as a batter.
- ◆ Five-time Nippon Professional Baseball All-Star (2013-17).
- ◆ Named 2016 Pacific League MVP and helped lead Nippon-Ham Fighters to 2016 Pacific League Championship.
- ◆ Three-time winner of a "Best Nine Award" which is awarded annually to best player at each position in both the Central League and Pacific League...He has twice earned the award as a pitcher (2015 & 2016) and also won 2016 award as a designated hitter, becoming first player to receive the award as both a hitter and pitcher.
- ◆ In 2014, became first Japanese player to record 10 wins and hit 10 home runs in a single season...He would accomplish the feat again in 2016.
- ◆ Made Pacific League debut at age 18 after being selected by Fighters in first round of 2012 Nippon Professional Baseball Draft.

ANGELS FROM JAPAN

Shigetoshi Hasegawa (1997-2001)
Hideki Matsui (2010)
Hisanori Takahashi (2011-12)
Shohei Ohtani (2018-present)
Junichi Tazawa (2018)

MOST HR BY A JAPANESE NATIVE

PLAYER	HOME RUNS
Hideki Matsui	175
Shohei Ohtani	127

MOST HR IN MAJORS SINCE 2021

PLAYER	HOME RUNS
Aaron Judge	101
Shohei Ohtani	80
Vlad Guerrero Jr.	80

SHO TIME

Ohtani's first...

GAME AS POSITION PLAYER	March 29 at OAK	GAME AS A PITCHER	April 1 at OAK
HIT	March 29 at OAK off K. Graveman	STRIKEOUT	April 1 at OAK vs. M. Semien
HOME RUN	April 3 vs. CLE off J. Tomlin	WIN	April 1 at OAK

MAJOR LEAGUE SUMMARY

2021

- ◆ Named the unanimous winner of the American League MVP Award during fourth big league season with the **Angels**...Garnered all 30 first place votes for a total of 420 points and 151 ahead of Vladimir Guerrero Jr. (269 points).
- ◆ Became the 19th unanimous winner of a BBWAA MVP Award (11th in A.L. history) and the first in the A.L. since Mike Trout in 2014...Joined Ichiro Suzuki (2001) as the only Japanese-born players to win the award...Claimed the sixth MVP award in franchise history, joining Don Baylor (1979), Vladimir Guerrero (2004) and Mike Trout (2014, 2016, 2019).



2023 LOS ANGELES ANGELS

- ◆ Received the Commissioner's Historic Achievement Award following the season...Was just the 16th recipient of the award, which was established in 1998 to recognize accomplishments and contributions of historical significance... For additional information and full list of honorees, click [HERE](#).
- ◆ Led the Majors with an 9.1 bWAR this season (second highest A.L. total was Marcus Semien – 7.3).

HITTING

- ◆ Ranked in the Top 10 in the American League in triples (8; 1st), extra-base hits (80; 2nd), slugging (.592; 2nd), OPS (.965; 2nd), home runs (46; 3rd), walks (96; 3rd), total bases (318; T4th), stolen bases (26; 5th), OBP (.372; 5th) and runs scored (103; 8th).
- ◆ 46 home runs were the second most in franchise history, trailing only Troy Glaus (47 HR).
- ◆ Set new career highs in nearly every offensive category including games, hits, runs, doubles, triples, home runs, RBI, walks, intentional walks, stolen bases and OPS.
- ◆ Was the fourth player all-time and first American Leaguer to tally 45 HR, 100 RBI, 100 R and 25 stolen bases in a single season: Barry Bonds in 1993, Larry Walker in 1997, Chipper Jones in 1999.
- ◆ Joined Jose Canseco (1998) as one of two players in American League history with 45+ HR and 25+ SB in a season.
- ◆ One of six players in American League history with 45+ HR and 8+ triples in a season, joining Hall of Famers Babe Ruth, Lou Gehrig, Joe DiMaggio, Jimmie Foxx and Jim Rice.
- ◆ Established new single-season home run record for a Japanese-born player (previously 31 by Hideki Matsui in 2004).
- ◆ Set an A.L. record with 16 HR in a 21-game span (June 15-July 9) and was the first player in Major League history with 32+ HR and 12+ SB before the All-Star Break...Hit a home run into the Right Field Upper Deck at TMobile Park (Seattle) on July 9, 2021...According to Mariners PR, it was the sixth time a ball landed in the RF Upper Deck and at 463 feet, it was the third-longest ever at the ballpark.
- ◆ Tallied 103 runs to become the first Halo to reach the 100-run mark other than Trout since Chone Figgins in 2009...Is just the third Japanese native to score 100 runs in a season, joining Ichiro Suzuki (8 times) and Hideki Matsui (3 times).
- ◆ Was intentionally walked 20 times, good for fifth-most in franchise history...On Sept. 10, became the first American League pitcher to be intentionally walked since Jim Kaat on Sept. 1, 1970...Was intentionally walked twice as a pitcher.

PITCHING

- ◆ Finished the season 9-2 with a 3.18 ERA (130.1 IP – 46 ER) and 156 strikeouts...Led American League with a .818 winning percentage, ranked third with a .207 opponent batting average, was fifth with 10.77 strikeouts per nine innings and ranked 10th with a 28.9% swing and miss rate (min. 125 IP).
- ◆ Went 6-0 with a 1.95 ERA (78.1 IP – 17 ER) and 93 strikeouts in 13 home starts.
- ◆ Opponents batted .087 (11/127) against his splitter; lowest batting average for any pitch in the Majors (min. 110 PA).
- ◆ Was the first Angels pitcher to tally 150 strikeouts in a single season since Andrew Heaney (180) in 2018 and first right-hander to do so since Garrett Richards in 2015 (176).

TWO-WAY

- ◆ Made 14 pitching starts while also holding at least a share of the Major League home run lead...Was the first pitcher to make multiple pitching starts in a season while leading Majors in home runs since Babe Ruth (1919).
- ◆ Was the first player in MLB history to record 10+ HR as a hitter and 100+ strikeouts as a pitcher in the same season and the first 20+ stolen bases and 10+ pitching appearances in the same season.
- ◆ Batted for himself in 20 of 23 pitching starts; first pitcher ever to hit for himself 3+ times in games where a DH is available.
- ◆ Aug. 18 at Detroit, tossed 8 innings allowing one run on six hits with eight strikeouts and hit his 40th home run of the season.
- ◆ Saw action in seven games in the outfield...Marked first time at a position other than DH or pitcher in the Majors.

THE GREATEST SHO ON EARTH

A GLANCE AT SOME OF OHTANI'S NOTABLE AWARDS AND HONORS IN 2021...

A.L. MOST VALUABLE PLAYER

COMMISSIONER'S HISTORIC ACHIEVEMENT AWARD

ALL-MLB FIRST TEAM - DH

ALL-MLB SECOND TEAM - STARTING PITCHER

EDGAR MARTINEZ OUTSTANDING DH AWARD

ASSOCIATED PRESS MALE ATHLETE OF THE YEAR

PLAYER'S CHOICE AWARDS: PLAYER OF THE YEAR

PLAYER'S CHOICE AWARDS: A.L. OUTSTANDING PLAYER

SILVER SLUGGER AWARD

ANGELS TEAM MVP

ANGELS NICK ADENHART PITCHER OF THE YEAR AWARD

SPORTING NEWS MLB PLAYER OF THE YEAR

BASEBALL AMERICA MLB PLAYER OF THE YEAR

BASEBALL DIGEST MLB PLAYER OF THE YEAR

ESPY AWARD - BEST MLB PLAYER

TIME MAGAZINE'S 100 MOST INFLUENTIAL PEOPLE IN THE WORLD

A.L. ALL-STAR TEAM (STARTING PITCHER & DH)

TWO-TIME A.L. PLAYER OF THE MONTH: JUNE & JULY

TWO-TIME A.L. PLAYER OF THE WEEK

OHTANI



SHO RATINGS

- ◆ Led the Majors with 25 home runs with a 110+ MPH exit velocity.
- ◆ Owned the Majors' fastest home to first spring time at 4.09 seconds.
- ◆ On April 4 vs. White Sox, tossed three pitches at 100+ MPH and hit a 451 ft. home run with a 115.2 MPH exit velocity in the same inning.
- ◆ On Sept. 29, hit a 109 MPH single which broke the glove of Rangers second baseman Andy Ibáñez.

ALL-STAR GAME

- ◆ First MLB player to ever be selected to the All-Star Game as both a pitcher and position player.
- ◆ Started the All-Star Game as both the A.L. starting pitcher and starting DH...Earned the win for the A.L. after working a perfect 1st inning...Went 0-for-2 at the plate.
- ◆ Competed in the Home Run Derby and totaled 28 home runs, including six 500+ ft. HR (most in the Statcast era)... Was the first player who made a pitching start during MLB career to participate in a Home Run Derby and was the first Japanese-born player to participate in the derby...Marked seventh Angel to participate in the Derby and first since Albert Pujols in 2015...Fielded calls from both Albert Pujols and Mike Trout during the actual event.

2020

- ◆ Completed third season with the **Angels**, appearing in 46 games as a designated hitter and two as a pitcher.
- ◆ Led the Club in stolen bases for the second straight season...82.6% stolen base percentage (19 SB / 27 attempts) since the start of the 2019 campaign is tied for seventh in the American League.
- ◆ Finished tied for second on the Club with five go-ahead RBI, trailing only Trout's 11.
- ◆ Limited to two starts as a pitcher...Aug. 3, was diagnosed with a grade 1-2 strain of the flexor pronator mass... Focused exclusively on hitting the remainder of the season.

2019

- ◆ Spent second season with the **Angels** serving as the Club's primary DH...Surpassed rookie offensive totals in games, hits, triples, RBI and stolen bases...Led the Club with 12 steals.
- ◆ Joined Hideki Matsui and Tadahito Iguchi as the only Japanese natives to tally multiple 15 home run seasons in the Majors.
- ◆ On June 13th, became the 7th player (8th occurrence) in franchise history to hit for the cycle...First Halo to turn the trick since Mike Trout, May 21, 2013 vs. Seattle...First Japanese-born player in Major League history to hit for the cycle...Had never hit for the cycle in career (including NPB)...Joined Hall of Famer George Sisler (5 wins, 2 cycles) as the only players in the modern era (since 1900) to win multiple games as a pitcher and also hit for the cycle in career.
- ◆ Missed the first 34 games of the season while recovering from Tommy John surgery...Activated from the I.L. May 7th.

2018

- ◆ In first season with **Angels**, was named American League Rookie of the Year as voted on by the Baseball Writers' Association of America (BBWAA) after finishing with 137 points in the balloting process, including 25 of 30 first place votes.
- ◆ Became third player in Angels history to earn Rookie of the Year honors, joining Tim Salmon (1993) and Mike Trout (2012)...Became fourth Japanese-born player to win a Rookie of the Year Award in Major Leagues, joining Hideo Nomo (1995), Kazuhiro Sasaki (2000) and Ichiro Suzuki (2001).
- ◆ Named American League Rookie of the Month in April and September.
- ◆ Earned American League Player of the Week honors twice (April 2-8 and Sept. 3-9).
- ◆ Became first player in Major League history to hit 15+ HR and compile 50+ pitching strikeouts in a season.
- ◆ Joined Babe Ruth (1918 & 1919) as the only players since 1900 with 10+ HR and 4+ wins as a pitcher in a single campaign...Ruth is also the only other player to hit 15+ home runs and pitch 50+ innings in a season.
- ◆ Established new home run record for a Japanese-born rookie (previous was 18 by Kenji Johjima in 2006).
- ◆ Is the first player since Jimmy Ryan of the 1888 Chicago White Stockings to record 15+ home runs, 10+ stolen bases and three pitching appearances in a single season.
- ◆ Led all American League rookies with a combined 3.8 fWAR.
- ◆ Became first player to start as a pitcher and a non-pitcher within same season since Rick Rhoden (Yankees) in 1988 (30 starts as pitcher, one as DH). (STATS LLC).
- ◆ Had the eighth-most popular (4th in A.L.) selling player jersey according to MLB.

HITTING

- ◆ Led A.L. rookies (min. 300 PA) in OPS (.925), on-base percentage (.361), and slugging percentage (.564) and posted the best rates of at-bats per home run (14.82) and RBI (5.34).
- ◆ Became the seventh rookie in American League history to post a .925 OPS with 10 stolen bases in a single season,

SHO OFF

Ohtani's 22 home runs were the most ever by a Japanese-born rookie, surpassing Kenji Johjima's previous record of 18 set in 2006 with Seattle.

2023 LOS ANGELES ANGELS

- ◆ joining Mike Trout (2012), Mitchell Page (1977), Fred Lynn (1975), Earl Averill (1929), Ben Paschal (1925) and Shoeless Joe Jackson (1911).
- ◆ Was just the second Japanese native with a 20 home run season, joining Hideki Matsui (5 times, once in 2010 with the Angels) and the only native of Japan with a 20 HR/10 SB campaign.
- ◆ Joined Devon White (1987) and Mike Trout (2012) as the only rookies in Club annals with a 20 HR/10 SB rookie campaign.
- ◆ Earned first career win April 1st and then hit a home run in his next start April 3rd...Was the first player to earn a win and then homer in his next start as a non-pitcher since Babe Ruth in 1921.
- ◆ 15 of 22 home runs came after the All-Star break, tied for third most in the A.L....Only rookie in franchise history to hit more homers after the break was Mike Trout in 2012 (18 HR).
- ◆ Collected first hit in first start as a position player, March 29 at Oakland.

PITCHING

- ◆ Set Angels record with 63 strikeouts through first 10 career starts (previous was 56 strikeouts by Bo Belinsky in 1962).
- ◆ Held opponents to an .036 (2/55) batting average against his splitter...Opponents had a swing and miss rate of 55.8% against the splitter and he recorded 35 of 63 strikeouts with the pitch.
- ◆ Became third pitcher all-time with 11-or-more strikeouts in two of first six career games pitched, joining Brooklyn's Karl Spooner (1954) & Cubs' Kerry Wood (1998).
- ◆ Carried perfect game into 7th inning Apr. 8 vs. Oakland in first pitching start at Angel Stadium...Had stretch of 27 consecutive batters retired between starts on Apr. 1 & Apr. 8 (both vs. A's).
- ◆ Had average fastball velocity of 96.7 MPH...Topped 98 MPH with 110 of 396 fastballs, including seven pitches at 100+ MPH.
- ◆ Recorded 57 of 63 (90.5%) strikeouts on a swinging strike three, which was the highest rate in Majors (min. 50 IP)... Among MLB pitchers to make at least five starts, his 35.1% swing and miss rate led the Majors.
- ◆ In five starts in day games, went 4-0 with a 2.18 ERA (33 IP - 8 ER) with 44 strikeouts.
- ◆ Allowed three-or-fewer runs in nine of 10 starts overall.

PACIFIC LEAGUE (JAPAN) SUMMARY

2017

- ◆ In fifth season with **Nippon-Ham Fighters**, posted career-high .332 batting average (67/202).
- ◆ Started All-Star Game for Pacific League as designated hitter.
- ◆ Limited to 65 games at designated hitter and five starts as a pitcher due to an ankle injury.
- ◆ Signed with **Angels** as international free agent, Dec. 9, 2017.
- ◆ Named by *Baseball America* as Angels' top prospect entering 2018 and as #2 prospect in all of baseball.
- ◆ Designated as the #1 prospect in all of baseball by *MLB.com* for the 2018 campaign.

2016

- ◆ Named Pacific League Most Valuable Player and helped lead **Nippon-Ham Fighters** to the Pacific League Championship.
- ◆ Posted a career-best 1.86 ERA (140 IP - 29 ER)...Finished three innings pitched shy of qualifying for league leaders, and would have led Pacific League in ERA for second consecutive season if he qualified...Also registered 174 strikeouts (third-most in league) in his 21 games (20 starts) on the mound.
- ◆ Registered finest season at the plate, batting .322 (104/323) with 18 doubles, 22 home runs and 67 RBI in 104 total games, primarily as a designated hitter.
- ◆ Honored with Best Nine Award as a pitcher and as a designated hitter.
- ◆ Started at designated hitter for Pacific League in All-Star Game and earned MVP honors after going 3-for-4 with two runs scored and two RBI.

2015

- ◆ In third season with **Nippon-Ham Fighters**, was selected to start All-Star Game as a pitcher for second consecutive season.
- ◆ Finished year leading Pacific League in wins (15), ERA (2.24), complete games (five) and shutouts (three)...Ranked second in league in strikeouts (196).
- ◆ Earned first Best Nine Award as top pitcher in Pacific League.
- ◆ Finished third in MVP voting behind Yuki Yanagita and Shogo Akiyama...Was a finalist for the Sawamura Award, given annually to top pitcher in Pacific and Central Leagues.
- ◆ Along with catcher, Shota Ono, earned Pacific League Battery Award.



2014

- ◆ With **Nippon-Ham Fighters**, became first Japanese player to reach double digits in both home runs (10) and wins (11).
- ◆ Became first pitcher drafted out of high school to notch two shutout victories within his first two years in NPB since Yu Darvish.
- ◆ Was starting pitcher for Pacific League in All-Star Game and established record for fastest pitch (101 mph) thrown by a Japanese pitcher.

2013

- ◆ Made Pacific League debut at age 18 with **Nippon-Ham Fighters** Mar. 29, 2013 on Opening Day as a right fielder.
- ◆ Became first NPB pitcher since Takao Kajimoto in 1963 to bat 3rd, 4th or 5th in the order and first rookie hurler to do so since Junzo Sekine in 1950.
- ◆ Voted by fans into All-Star Game.
- ◆ Finished second in NPB Rookie of the Year Award voting, behind Takahiro Norimoto.
- ◆ Led Fighters with 51 games played in right field and also made 11 starts as a pitcher.
- ◆ Briefly missed time during year with a right ankle sprain and right cheekbone fracture.

NOTABLE PACIFIC LEAGUE AWARDS AND HONORS

- ◆ **2017** Nippon Professional Baseball All-Star.
- ◆ **2016** Pacific League Most Valuable Player...Nippon Professional Baseball All-Star...Designated Hitter Best Nine Award...Pitcher Best Nine Award.
- ◆ **2015** Nippon Professional Baseball All-Star...Pitcher Best Nine Award...WBSC Player of the Year...Pacific League Battery Award.
- ◆ **2014** Nippon Professional Baseball All-Star.
- ◆ **2013** Nippon Professional Baseball All-Star.

CAREER TRANSACTIONS

- ◆ Oct. 25, 2012...Selected by **Nippon-Ham Fighters** in first round of 2012 Nippon Professional Baseball Draft.
- ◆ Dec. 10, 2017...Signed by **Angels** as international free agent.

PERSONAL/MISC

- ◆ Shohei (show-HEY) Ohtani (oh-TAWN-ee).
- ◆ Appeared on the cover of GQ Magazine during February 2022 (click [HERE](#) for the article)...Featured in a segment on “60 Minutes” on CBS in 2017.
- ◆ The term “Ohtani rule” was added to Dictionary.com in 2022
- ◆ In recognition of his 2021 American League MVP honors, the Tokyo Tower was lit in Angels colors...Tower changed at precisely 5:17 PM in Tokyo in honor of his jersey number...Photos, courtesy of MLB Japan, can be found [HERE](#).
- ◆ In October, 2021, MLB announced his jersey was the 9th most popular according to sales throughout the season...An autographed 2021 Ohtani All-Star jersey was auctioned off by Major League Baseball and closed at \$130,210, making it the highest-priced item on MLB Auctions, dating to 2001 (click [HERE](#) for article)
- ◆ Was one of six players featured on the front of the MLB league offices in New York during the 2021 season.
- ◆ Father, Toru, played baseball for a semipro team sponsored by the local Mitsubishi plant in Ōshū, Japan...Mother, Kayoko, was a competitive badminton player.
- ◆ In Dec. 2017, a limited edition Ohtani baseball card sold 17,323 copies in 24 hours, setting a new Topps Now record.
- ◆ Participated in the 2022 WBC for Japan...Was on 28-man roster for Japan’s team at 2017 World Baseball Classic, but withdrew due to an ankle injury.
- ◆ Played for Japanese National Team in 2015 Premier 12...During start against eventual champion South Korea, carried a no-hitter into 7th inning...Named All-Star starting pitcher for the event.
- ◆ Following 2014 season, selected to Japanese national team, Samurai Japan, and participated in All-Star Series against a team of Major League All-Stars...Was starting pitcher Nov. 18, 2014 at Sapporo Dome, opposing Angels RHP Matt Shoemaker, who started for MLB.
- ◆ Wore jersey number 11 with Fighters, previously worn by Yu Darvish.
- ◆ Attended Hanamaki Higashi High School in Iwate Prefecture...Participated in National High School Baseball Championship in 2011 and National High School Baseball Invitational Tournament in 2012.
- ◆ Favorite hitter is Hideki Matsui and favorite pitcher is Yu Darvish.
- ◆ “Sho” from his given name comes from a soaring image of the military commander Minamoto no Yoshitsune (1159-1189), who is associated with the Ōshū and Hiraizumi areas, while “hei” comes from a reading of the first kanji character used in the name “Hiraizumi.”



2023 LOS ANGELES ANGELS

MISCELLANEOUS STATS

TWO-HR GAMES (12)

Sept. 5, 2022 vs. Detroit
 May 29, 2022 vs. Toronto
 July 2, 2021 vs. Baltimore
 June 30, 2019 vs. Oakland

Aug. 4, 2022 vs. Oakland
 May 9, 2022 vs. Tampa Bay
 June 29, 2021 at New York (A.L.)
 Sept. 5, 2018 at Texas

June 21, 2022 vs. Kansas City
 April 15, 2022 at Texas
 June 18, 2021 vs. Detroit
 Aug. 3, 2018 vs. Cleveland

CAREER GRAND SLAMS (1)

May 9, 2022 vs. Tampa Bay

CAREER LEADOFF HOME RUNS (6)

Sept. 5, 2022 vs. Oakland
 Aug. 26, 2021 at Baltimore

April 15, 2022 at Texas
 Aug. 14, 2021 vs. Houston

Oct. 3, 2021 at Seattle
 June 25, 2021 at Tampa Bay

CAREER WALK-OFF HITS / RBI (1)

Sept. 4, 2020 vs. HOU (RBI single; 11th)

ALL-STAR GAME RECORD

BATTING

Year	Club, Site	AVG	G	AB	R	H	2B	3B	HR	RBI	SH	SF	HBP	BB	IBB	SO	SB	CS	GDP	SLG	OBP	E
2021—A.L., COL		.000	1	2	0	0	0	0	0	0	0	0	0	0	0	0	0	0	0	.000	.000	0
2022—A.L., LAD		1.000	1	1	0	1	0	0	0	0	0	0	0	1	0	0	0	0	0	1.000	1.000	0
TOTALS		.333	2	3	0	1	0	0	0	0	0	0	0	1	0	0	0	0	0	.333	.500	0

PITCHING

Year	Club, Site	W-L	ERA	G	GS	CG	SHO	SV	IP	H	R	ER	BB	SO
2010—A.L., COL		1-0	0.00	1	1	0	0	0	1.0	0	0	0	0	0

CAREER FIELDING

POS	PCT	G	PO	A	E	TC	DP
P	.972	63	18	17	1	36	1
OF	---	7	0	0	0	0	0

IPPEI MIZUHARA

Ippei Mizuhara is in his sixth season with the Angels as an interpreter. Born in Konai, Japan, he grew up in Diamond Bar, CA, attending Diamond Bar High School and graduating from the University of California - Riverside in 2007. Mizuhara served as an interpreter for Hideki Okajima during Yankees Spring Training in 2012 before joining the Nippon-Ham Fighters in 2013 to translate for English-speaking players. In his five seasons with the Fighters, he worked with several players to also appear in the Majors, including: Jeremy Hermida, Chris Martin, Micah Hoffpauir, Anthony Bass and Luis Mendoza. Ippei and his wife, Naomi, were married on July 17, 2018 and reside in Tokyo in the offseason.



OHTANI'S BATTING CAREER HIGHS

	SEASON		GAME
AVG	.286 — 2019	H	4 — 4 times; last, 8/17/22 vs. SEA
H	160 — 2022	HR	2 — 12 times; last, 9/5/22 vs. DET
R	103 — 2021	R	4 — 9/5/18 at TEX
2B	30 — 2022	2B	2 — 8 times; last, 6/28/22 vs. CWS
HR	46 — 2021	RBI	8 — 6/21/22 vs. KC
RBI	100 — 2021	SB	2 — 3 times; last, 9/29/21 at TEX
SB	26 — 2021	Hit Streak	18 — Sept. 14 — Oct. 3., 2022

OHTANI



OHTANI'S PITCHING CAREER HIGHS

	SEASON		GAME
Wins	15 — 2022	SO	13 — 6/22/22 vs. KCR
Losses	9 — 2022	IP	8 — 5 times; last, 9/3/22 vs. HOU
ERA	2.33 — 2022	R & ER	7 — 6/30/21 at NYY
IP	166 — 2022	BB	6 — 3 times; last, 9/23/22 at MIN
SO	219 — 2022	H	9 — 9/10/21 at HOU



OHTANI



2023 LOS ANGELES ANGELS



37

KEVIN PADLO

BORN: JULY 15, 1996
BIRTHPLACE: MURRIETA, CA
MLB SERVICE: 70 DAYS
ACQUIRED: SIGNED AS MINOR LEAGUE FREE AGENT, DEC. 15, 2022
SIGNED THRU: 2023; UNDER CLUB CONTROL; 3/3 OPTIONS USED

OPENING DAY AGE: 26
RESIDES: MURRIETA, CA

INFIELDER

HEIGHT >>> 6-2

WEIGHT >>> 210

BATS >>> R

THROWS >>> R

NON-ROSTER INVITEE

PADLO'S LIFETIME PLAYING RECORD

Year	Club	AVG	G	AB	R	H	2B	3B	HR	RBI	SH	SF	HBP	BB	IBB	SO	SB	CS	GDP	SLG	OBP	E
2014	— Grand Junction	.300	48	160	32	48	15	4	8	44	1	2	4	31	0	38	6	1	2	.594	.421	9
2015	— Asheville	.145	27	83	11	12	5	0	2	7	0	1	1	14	0	26	2	1	1	.277	.273	4
	Boise	.294	70	255	44	75	22	2	9	46	1	3	4	45	0	62	33	5	4	.502	.404	9
2016	— Bowling Green	.229	115	414	71	95	22	3	16	66	2	6	7	79	1	134	14	9	10	.413	.358	10
2017	— Charlotte	.223	64	220	28	49	13	3	6	34	0	4	0	35	1	60	4	5	5	.391	.324	13
	Rays (GCL)	.118	5	17	3	2	0	1	0	1	0	0	1	3	0	1	1	0	2	.235	.286	0
2018	— Charlotte	.223	115	385	54	86	26	0	8	54	0	6	9	47	0	119	5	0	6	.353	.318	10
2019	— Montgomery	.250	70	220	39	55	20	0	12	35	0	6	4	47	3	70	11	4	2	.505	.383	11
	Durham	.290	40	131	25	38	11	1	9	27	0	0	3	21	0	46	1	0	3	.595	.400	5
2020																						
2021	— TAMPA BAY	.083	9	12	1	1	1	0	0	0	0	0	0	2	0	8	0	0	0	.167	.214	1
	Durham	.194	69	253	40	49	11	0	12	37	0	2	2	25	1	93	5	1	1	.379	.270	6
	Tacoma	.298	26	104	22	31	3	2	8	21	0	1	0	16	0	21	1	1	2	.596	.388	2
	SEATTLE	.000	1	1	0	0	0	0	0	0	0	0	0	0	0	1	0	0	0	.000	.000	0
2022	— Tacoma	.229	38	140	18	32	6	1	4	20	0	1	2	18	0	41	7	2	3	.371	.323	2
	Sacramento	.275	22	80	16	22	3	1	7	16	0	0	2	5	0	18	3	0	2	.600	.333	0
	SAN FRANCISCO	.167	4	12	0	2	0	0	0	0	0	0	0	0	0	4	0	0	1	.167	.167	0
	SEATTLE	.200	6	10	0	2	1	0	0	3	0	0	0	1	0	5	0	0	0	.300	.273	0
	Indianapolis	.279	22	86	15	24	7	0	1	15	0	1	0	9	0	31	3	0	4	.395	.344	2
	PITTSBURGH	.000	3	11	0	0	0	0	0	0	0	0	0	0	0	1	0	0	1	.000	.000	0
	MAJOR TOTALS	.109	23	46	1	5	2	0	0	3	0	0	0	3	0	19	0	0	2	.152	.163	1
	A.L. TOTALS	.130	16	23	1	3	2	0	0	3	0	0	0	3	0	14	0	0	0	.217	.231	1
	N.L. TOTALS	.087	7	23	0	2	0	0	0	0	0	0	0	0	0	5	0	0	0	.087	.087	0
	MINOR TOTALS	.243	731	2548	418	618	164	18	102	423	4	33	39	395	6	760	96	29	47	.441	.349	83

DID NOT PLAY — Participated at Rays Alternate Training Site

2022 SEASON

- ◆ Began year with Triple-A **Tacoma** and appeared in 15 games before being traded by Seattle to San Francisco, Apr. 26 for cash considerations and assigned to Triple-A **Sacramento**.
- ◆ After joining River Cats, hit safely in his first four games, batting .412 (7/17) with four home runs, including a three homer game, May 1 at Albuquerque...Two days later, was recalled by **Giants** and made SF debut May 3 at Los Angeles (N.L.)...Was optioned back to Sacramento May 5 after two games with Giants.
- ◆ Totaled four games for Angels across two big league stints and 22 games for Sacramento across three stints... Designated for assignment by Giants, June 8 and was claimed back by Seattle June 11, returning to Tacoma.
- ◆ Hit safely in four of five games following return to Rainiers and was recalled by **Mariners** June 20...Played in six games for Mariners and was optioned back to Tacoma June 29.
- ◆ Designated for assignment by Mariners, Aug. 5 and claimed off waivers by Pittsburgh, Aug. 7 and assigned to Triple-A **Indianapolis**...After batting .533 (8/15) in first four games for Indians, was recalled by **Pirates** and made his team debut Aug. 16 vs. Boston...Totaled three games for Pirates and 22 across two stints with Indianapolis.

CAREER HIGHLIGHTS

- ◆ Made Major League debut with Tampa Bay, Apr. 6, 2021 as starting third baseman...Recorded first MLB hit May 14, 2021 vs. New York (N.L.) (double off David Peterson).
- ◆ 2016 Midwest League Mid-Season All-Star.



- ◆ 2015 Northwest League Mid-Season and Post-Season All-Star...Also named a 2015 Short-Season All-Star by *Baseball America* and a Rockies Organization All-Star by *MiLB.com*.
- ◆ 2014 *Baseball America* Rookie All-Star.

CAREER TRANSACTIONS

- ◆ June 6, 2014...Selected by **Rockies** in fifth round of First-Year Player Draft (signed June 19, 2014).
- ◆ Jan. 28, 2016...Traded by **Rockies** with OF Corey Dickerson to **Rays** for RHP Germán Márquez and LHP Jake McGee.
- ◆ Aug. 19, 2021...Claimed off waivers from **Rays** by **Mariners**.
- ◆ Apr. 26, 2022...Traded by **Mariners** to **Giants** for cash considerations.
- ◆ June 11, 2022...Claimed off waivers from **Giants** by **Mariners**.
- ◆ Aug. 7, 2022...Claimed off waivers from **Mariners** by **Pirates**.
- ◆ Dec. 15, 2022...Signed by **Angels** as minor league free agent.

PERSONAL/MISC

- ◆ Kevin Michael Padlo...On Twitter: @KevinPadlo.
- ◆ Attended Murrieta Valley HS (Murrieta, CA), which is located approximately 55 miles from Angel Stadium...Was a high school teammate of former Angels infielder Tyler Wade.
- ◆ Committed to University of San Diego before signing with Rockies.
- ◆ Originally signed by Rockies scout Jon Lukens.


ABOUT THE RALLY MONKEY

BORN: June 6th, 2000

GAME VS: San Francisco Giants

ORIGIN: With the Angels trailing 3-0 in the sixth inning of a game against the San Francisco Giants (June 6, 2000), the Angels' game presentation staff spontaneously created the Rally Monkey phenomenon. Here's how: The entertainment staff members had a video clip of a monkey jumping up and down in their stock footage and, on the spur of the moment, decided to put the words "Rally Monkey" over the clip and show it on the Jumbotron. After showing the clip, the Angels rallied for a run, so the clip was shown again when the Angels were up in the seventh and eighth innings. In the ninth inning, with the Giants ahead, 5-4, the Giants brought in their closer Robb Nen. The Rally Monkey clip was repeated several more times in the ninth and the Angels rallied to beat the Giants, 6-5.

RULES: Rally Monkey etiquette requires that the video is only displayed in the sixth-inning-or-later with the game tied or the Angels behind.



MOST WALK-OFF WINS IN FRANCHISE HISTORY

Number of walk-offs	Season	Players
14	1985	Boone, Schofield, Beniquez, Jones, Jackson, Jones, DeCinces, Beniquez, Boone, Downing, DeCinces, Boone, Downing, Carew
13	1972	Spencer, Rivers, Stanton, Oliver, McMullen, Llenas, Alomar, Cardenas, Oliver, Llenas, Berry, Cardenas, Stephenson
12	1967	Fregosi, Rodgers, Reichardt, Fregosi, Rodgers, Mincher, Skowron, Hall, Morton, Rodgers, Reichardt, Reichardt, Winfield, Parrish, Ray, Joyner, Parrish, Winfield, Downing, Ray
12	1990	White, Washington, Downing, Joyner, Joyner
12	1989	Ray, Parrish, Joyner, Armas, Joyner, Joyner, Davis, Joyner, Washington, Downing, Joyner, Joyner
12	1971	Repoz, McMullen, Gonzalez, O'Brien, Cowan, McMullen, Berry, McMullen, Spencer, Parker, Fregosi
12	1997	Salmon, DiSarcina, Erstad, Edmonds, Edmonds, Anderson, DiSarcina, Hollins, Phillips, Salmon, Anderson, Salmon

* Club record for career walk off hits as an Angel is 11 by Tim Salmon

2023 LOS ANGELES ANGELS



92

KYREN PARIS

BORN: NOV. 11, 2001

BIRTHPLACE: BERKELEY, CA

ACQUIRED: SELECTED IN SECOND ROUND OF 2019 FIRST-YEAR PLAYER DRAFT

SIGNED THRU: 2023; UNDER CLUB CONTROL; 0/3 OPTIONS USED

OPENING DAY AGE: 21

RESIDES: OAKLEY, CA

INFIELDER

HEIGHT >>> 6-0

WEIGHT >>> 180

BATS >>> R

THROWS >>> R

NON-ROSTER INVITEE

PARIS' LIFETIME PLAYING RECORD

Year	Club	AVG	G	AB	R	H	2B	3B	HR	RBI	SH	SF	HBP	BB	IBB	SO	SB	CS	GDP	SLG	OBP	E
2019	—Angels (AZL)	.300	3	10	4	3	1	0	0	2	0	0	0	3	0	4	0	0	0	.400	.462	2
2020	DID NOT PLAY - Participated at Angels Alternate Training Site																					
2021	—Inland Empire	.274	29	106	29	29	5	6	2	18	0	0	3	27	0	41	16	4	1	.491	.434	12
	Angels (ACL)	.357	5	14	3	5	0	0	1	1	0	0	0	1	0	3	2	0	0	.571	.400	0
	Tri-City	.231	13	52	6	12	2	1	1	6	0	0	1	2	0	20	4	0	2	.365	.273	4
2022	—Tri-City	.229	89	328	58	75	18	5	8	32	5	0	9	49	0	117	28	4	6	.387	.345	18
	Angels (ACL)	.143	2	7	1	1	0	0	1	2	0	0	0	2	0	3	0	0	0	.571	.333	0
	Rocket City	.359	14	39	11	14	2	0	3	8	0	0	2	10	0	14	5	0	0	.641	.510	1
MINOR TOTALS		.250	155	556	112	139	28	12	16	69	5	0	15	94	0	202	55	8	9	.430	.373	37

2022 SEASON

- ◆ Played majority of season with High-A **Tri-City**, where he appeared in 89 games with a team-leading 28 stolen bases.
- ◆ Among Northwest League leaders, was fourth in triples, tied for seventh in runs and stolen bases, tied for eighth in walks and was ninth in OBP.
- ◆ Was Northwest League Player of the Week for Aug. 8-14, 2022 after batting .474 (9/19) with three triples, two RBI, seven walks and a 1.419 OPS in six games for Dust Devils.
- ◆ Promoted to Double-A **Rocket City** Aug. 31 and hit .359 (14/39) in 14 games for Trash Pandas, while posting a 1.151 OPS.

CAREER HIGHLIGHTS

- ◆ Enters 2022 ranked by *Baseball America* as Angels #3 overall prospect and top position player prospect...Is also named by the publication as having best strike-zone discipline in the Angels organization.
- ◆ Northwest League Player of the Week for Aug. 8-14, 2022.
- ◆ Made professional debut with AZL Angels in 2019 at just 17 years old.

CAREER TRANSACTIONS

- ◆ June 3, 2019...Selected by **Angels** in second round of First-Year Player Draft (signed June 11, 2019).

PERSONAL/MISC

- ◆ Kyren Terrell Paris...On Twitter: @kyren_paris.
- ◆ 2023 marks first season as a non-roster invitee to Major League Spring Training.
- ◆ Missed nearly two months of 2021 season with a non-displaced fibula fracture.
- ◆ Did not play during 2020 season, but was part of Angels Player Pool and participated at Alternate Training Site in Long Beach.
- ◆ Limited to three games for AZL Angels in 2019 after breaking a hamate bone during batting practice.
- ◆ Committed to University of California, but elected to sign with Angels after being drafted in 2019.
- ◆ Graduate of Freedom HS (Oakley, CA), where he was a four-year varsity letterman...Completed his senior year with a .306 (16/62) batting average with 16 runs scored, three doubles, three triples, six RBI and 11 stolen bases.
- ◆ Originally signed by Angels scout Brian Tripp.

PARIS



8 >>>

BRETT PHILLIPS

BORN: MAY 30, 1994

BIRTHPLACE: SEMINOLE, FL

MLB SERVICE: 3 YEARS, 150 DAYS

ACQUIRED: SIGNED AS A FREE AGENT, JAN. 9, 2023

SIGNED THRU: 2023; SIGNED ONE-YEAR CONTRACT, JAN. 9, 2023

OPENING DAY AGE: 28

RESIDES: LIBERTY HILL, TX

OUTFIELDER

HEIGHT >>> 6-0

WEIGHT >>> 200

BATS >>> R

THROWS >>> L

PHILLIPS' LIFETIME PLAYING RECORD

Year	Club	AVG	G	AB	R	H	2B	3B	HR	RBI	SH	SF	HP	BB	IBB	SO	SB	CS	GDP	SLG	OBP	E
2012	—Astrors (GCL)	.251	54	175	26	44	7	6	0	13	8	4	4	28	1	48	7	5	1	.360	.360	5
2013	—Greeneville	.247	29	85	9	21	7	1	0	9	8	2	1	17	1	21	4	3	1	.353	.371	0
	Quad Cities	.231	12	39	4	9	2	0	0	3	2	0	0	3	0	10	1	1	1	.282	.286	0
2014	—Quad Cities	.302	103	384	68	116	21	12	13	58	12	7	4	36	0	76	18	10	2	.521	.362	4
	Lancaster	.339	27	109	19	37	8	2	4	10	2	1	2	14	0	20	5	4	2	.560	.421	2
2015	—Lancaster	.320	66	291	68	93	19	7	15	53	3	0	6	22	0	64	8	6	3	.588	.379	2
	Corpus Christi	.321	31	134	22	43	8	4	1	18	0	0	3	8	0	26	7	2	2	.463	.372	0
	Biloxi	.250	23	80	14	20	7	3	0	6	1	2	1	14	0	30	2	1	1	.413	.361	1
2016	—Biloxi	.229	124	441	60	101	14	6	16	62	5	2	2	67	2	154	12	7	4	.397	.332	2
2017	—Col. Springs	.305	105	383	79	117	23	10	19	78	0	3	1	45	3	129	9	1	6	.567	.377	7
	MILWAUKEE	.276	37	87	9	24	3	0	4	12	1	0	1	9	2	34	5	0	0	.448	.351	1
2018	—Col. Springs	.240	71	258	42	62	12	7	6	25	0	4	1	36	1	94	11	0	1	.411	.331	2
	MILWAUKEE	.182	15	22	2	4	0	1	0	4	0	0	0	2	0	11	0	0	1	.273	.250	0
	KANSAS CITY	.188	36	112	13	21	4	2	2	7	0	1	1	9	0	50	1	1	1	.313	.252	0
2019	—Omaha	.240	105	333	75	80	8	13	18	54	4	2	3	72	2	118	22	1	4	.505	.378	3
	KANSAS CITY	.138	30	65	7	9	2	0	2	6	2	2	0	10	0	23	3	0	1	.262	.247	0
2020	—KANSAS CITY	.226	18	31	8	7	0	1	1	2	0	0	0	3	0	8	3	1	0	.387	.294	0
	TAMPA BAY	.150	17	20	2	3	0	1	1	3	0	0	0	5	0	7	3	0	0	.400	.320	0
2021	—TAMPA BAY	.206	119	253	50	52	9	4	13	44	2	2	2	33	0	113	14	3	3	.427	.300	4
	Rays (FCL) (1)	.250	1	4	1	1	0	0	1	1	0	0	0	0	0	2	0	0	0	1.000	.250	0
2022	—TAMPA BAY	.147	75	184	21	27	4	0	5	14	4	1	3	16	0	85	7	0	0	.250	.225	2
	BALTIMORE	.118	8	17	1	2	2	0	0	1	0	0	0	0	0	9	0	0	0	.235	.118	0
	Norfolk	.277	24	65	16	18	1	2	6	17	0	3	3	17	0	25	1	0	0	.631	.432	0
	MAJOR TOTALS	.188	355	791	113	149	24	9	28	93	9	6	7	87	2	340	36	5	6	.348	.273	7
	A.L. TOTALS	.177	302	682	102	121	21	8	24	77	8	6	6	76	0	295	31	5	5	.337	.264	6
	N.L. TOTALS	.257	52	109	11	28	3	1	4	16	1	0	1	11	2	45	5	0	1	.413	.331	1
	MINOR TOTALS	.274	775	2781	503	762	137	73	99	407	45	30	31	379	10	817	107	41	28	.483	.364	8

(1) rehab assignment

Disabling Injuries: **2021** — Right ankle sprain; disabled Aug. 30 - Sept. 12
No designation; disabled April 1 - 9
2020 — No designation; disabled Aug. 29 (retro, Aug. 28) - end of season

2022 SEASON

- ◆ Spent sixth big league season playing in the **Rays** and **Orioles** organizations...Began the season with Tampa, appearing in 75 games before Aug. 2 traded to Baltimore...29 hits marked second-most of career.
- ◆ Combined to play 42 games in center field, 38 games in right field and five games in left at the big league level.
- ◆ Made three pitching appearances, including May 10 at Angel Stadium...Tossed one inning against the Halos, surrendering a home run to Anthony Rendon who was batting left handed.

CAREER SUMMARY

- ◆ Veteran of six big league seasons (not including 2023), begins first season in the A.L. West.
- ◆ Logged 100th career hit July 9, 2021 vs. Toronto...Enters the season seven RBI shy of 100 for career.
- ◆ Has made four pitching appearances over career, including three in 2022.
- ◆ Made Major League debut with Milwaukee June 5, 2017 vs. the Giants...Singled during third at-bat off Jeff Samardzija.

2023 LOS ANGELES ANGELS

MAJOR LEAGUE SUMMARY

2021

- ◆ Connected for a career-high 13 home runs during fifth big league season and second with the **Rays**...Entered the campaign with 10 homers over the course of career...Also established new career bests in hits (52), doubles (9), triples (4), RBI (44), stolen bases (14), runs scored (50) and games (118).
- ◆ Hit first three grand slams of career... Hit .750 (6-for-8) with 3 HR and 16 RBI with the bases loaded...Three grand slams were a single-season club record and were tied for second in the majors behind Lourdes Gurriel Jr. (4)...All three grand slams came over a stretch of nine games, 12 days and 19 PA...According to STATS, Became the third player in history with three slams within a stretch of 20 PA (or fewer) in a single season, joining Lou Gehrig (20 PA) from Aug 29–Sep 1, 1931 and Jim Northrup (14 PA) from June 24-29, 1968.
- ◆ Logged first career inside-the-park home run Aug. 16th (19th in Rays franchise history)...Hit three grand slams and his inside-the-park homer all between July 29–Aug 16...According to STATS, became the first player in major league history with three grand slams and an inside the-park homer in a span of 30 days or less, breaking Babe Ruth's previous record of 36 days in 1929.
- ◆ On May 6 at Angel Stadium, recorded a career-high-tying three hits, including two in the 8th inning...Became the first Ray with multiple hits in a frame since Carlos Gómez on July 31, 2018 vs. LAA.
- ◆ Tallied a career-high five RBI and first multi-homer game on Aug 8 at BAL...Hit a solo homer in the 7th and go-ahead grand slam in the 8th.

2020

- ◆ Split shortened season between the **Royals** and **Rays** organizations, playing in a combined 35 games...Went 7-for-31 (.226) with a triple, home run, eight runs scored and three stolen bases prior to trade to Tampa...Acquired from the Royals on Aug. 27 and placed on the COVID-19 Related IL for intake screening...Reinstated on Sept. 4 and remained on the active roster through the end of the season.

2019

- ◆ Played a majority of the season with Triple-A **Omaha** before being recalled to **Royals** Aug. 16...Went on to appear in 30 games in the Majors...Played flawless defense in 28 games in the outfield.
- ◆ Hit a game-tying home run in the ninth inning on Sept. 16 in Oakland off closer Liam Hendriks...Logged first career walk-off, a sacrifice fly in Game 162 vs. Minnesota and the first walk-off win in Game 162 in Royals history.
- ◆ In Triple-A, led the Storm Chasers in triples, walks, steals, on-base percentage, slugging percentage and OPS (.883)...Had 22 stolen bases in 23 attempts with Omaha (95.7%)...Voted as the Chasers Fan Favorite Award recipient, as voted on by the fans.

2018

- ◆ Saw action with both the **Brewers** and **Royals** organizations during second Major League season...Started the year with Triple-A **Colorado Springs** and would make three Major League stints with Milwaukee... Acquired by Kansas City with RHP Jorge López on July 28 for INF Mike Moustakas...Homered in his second game as a Royal on July 31 at the White Sox... Hit .265/.324/.471 (9-for-34) with four extra-base hits in his first 10 games with Kansas City.

2017

- ◆ Spent first two months of the season with Triple-A **Colorado Springs** before making Major League debut June 5 vs. San Francisco...Went on to make four different big league stints the remainder of the season...Tallied first big league hit in debut with an eighth-inning single off Jeff Samardzija...Logged first Major League home run on July 16 vs. Philadelphia, a pinch-hit, two-run shot off Jeremy Hellickson...became the 12th Brewer to have his first career HR come as a pinch-hitter.

POSTSEASON SUMMARY

- ◆ Made postseason debut in **2020** during Tampa Bay's World Series berth...Appeared in seven games going 1-for-3 (.333) with an RBI...In Game 4 of the World Series vs. Dodgers, entered game as a pinch-runner in the 8th inning...delivered 2-out, 2-strike RBI single off Kenley Jansen in the 9th inning drove in Kevin Kiermaier, and Randy Arozarena scored the game-winning run on a pair of Dodgers errors...Became the first player in Rays postseason history to deliver a game-tying hit in the 9th inning or later.

WILD CARD GAME TOTALS

Year	Club, Opp	AVG	G	AB	R	H	2B	3B	HR	RBI	SH	SF	HBP	BB	IBB	SO	SB	CS	GDP	SLG	OBP	E
2020	TB, TOR	.000	1	0	0	0	0	0	0	0	0	0	0	0	0	0	0	0	0	.000	.000	0

DIVISION SERIES TOTALS

Year	Club, Opp	AVG	G	AB	R	H	2B	3B	HR	RBI	SH	SF	HBP	BB	IBB	SO	SB	CS	GDP	SLG	OBP	E
2020	TB, HOU																					

NOT ON ROSTER



CHAMPIONSHIP SERIES TOTALS

Year	Club, Opp	AVG	G	AB	R	H	2B	3B	HR	RBI	SH	SF	HBP	BB	IBB	SO	SB	CS	GDP	SLG	OBP	E
2020	—TB, LAD	1.000	3	1	0	1	0	0	0	1	0	0	0	0	0	0	0	0	0	1.000	1.000	0

NOTABLE MINOR LEAGUE AWARDS AND HONORS

- ◆ 2016 *MiLB.com* Organizational All-Star
- ◆ 2015 *MiLB.com* Organizational All-Star...California League Postseason All-Star...California League Mid-season All-Star.
- ◆ 2014 *MiLB.com* Organizational All-Star...Midwest League Mid-Season All-Star...Midwest League Post-Season All-Star...*Baseball America* Low Class A All-Star.

CAREER TRANSACTIONS

- ◆ June 5, 2012...Drafted by the **Astros** in the 6th round of the First-Year Player Draft.
- ◆ July 30, 2015...Traded by the **Astros** with Josh Hader, Adrian Houser, Domingo Santana to the **Brewers** in exchange for Mike Fiers, Carlos Gomez and cash.
- ◆ July 27, 2018...Traded by the **Brewers** with Jorge Lopez to the **Royals** in exchange for Mike Moustakas.
- ◆ Aug. 27, 2020...Traded by the **Royals** to the **Rays** in exchange for Lucius Fox.
- ◆ Aug. 2, 2022...Traded by the **Rays** to the **Orioles** for cash.
- ◆ July 9, 2023...Signed by the **Angels** to a one-year contract.

PERSONAL/MISC

- ◆ Brett Maverick Phillips...Named after one of his father's favorite T.V. shows "Maverick," starring James Garner... Garner's character was named Bret Maverick...Family refers to him as Maverick.
- ◆ Graduated from Seminole High School (FL)...Was an all-county football player as a wide receiver during senior campaign...Offered a college scholarship to play baseball at North Carolina State.
- ◆ Was neighbors growing up with Macho Man Randy Savage...For full story click [HERE](#).
- ◆ Known among former teammates for his uncontrollable laugh.
- ◆ His cleats from that magical moment in Game 4 of the 2020 World Series are on display at the "Autumn Glory" exhibit at the National Baseball Hall of Fame and Museum in Cooperstown.

MISCELLANEOUS STATS

CAREER MULTIPLE-HOME RUN GAMES (2)

TWO-HR GAMES (2)

Aug. 8, 2021 at BAL

CAREER GRAND SLAMS HOME RUNS (3)

Aug. 11, 2021 at BOS

Aug. 8, 2021 at BAL

July 29, 2021 vs. NYY

CAREER WALK-OFF PLATE APPEARANCE / HIT / RBI (3)

Sept. 17, 2021 vs. DET (3-run HR; 10th)

May 14, 2021 vs. OAK (RBI-single; 9th)

Sept. 29, 2019 vs. MIN (Sac fly; 9th)

CAREER FIELDING

POS	PCT	G	PO	A	E	TC	DP
LF	1.000	41	29	0	0	29	0
CF	.990	186	391	9	4	404	2
RF	.985	125	187	7	3	197	3
P	1.000	4	1	1	0	2	0

PHILLIPS' CAREER HIGHS

	SEASON		GAME
AVG	.276 — 2017	H	3 — 4 times; last, 5/22/22 at BAL
H	52 — 2021	HR	2 — 8/8/21 at BAL
R	50 — 2021	R	3 — 7/27/20 at DET
BB	33 — 2021	BB	3 — two times; last, 6/13/21 vs. BAL
2B	9 — 2021	2B	2 — 5/22/22 at BAL
HR	13 — 2021	RBI	5 — 8/8/21 at BAL
RBI	44 — 2021	Hit Streak	6 — May 16 - 22, 2022



2023 LOS ANGELES ANGELS



97 >>>

EDGAR QUERO

BORN: APR, 6, 2003

OPENING DAY AGE: 19

BIRTHPLACE: CIENFUEGOS, CUBA

RESIDES: SAN PEDRO DE MACORIS, DR

ACQUIRED: SIGNED AS INTERNATIONAL FREE AGENT, FEB. 26, 2021

SIGNED THRU: 2023; UNDER CLUB CONTROL; 0/3 OPTIONS USED

CATCHER

HEIGHT >>> 5-11

WEIGHT >>> 170

BATS >>> S

THROWS >>> R

NON-ROSTER INVITEE

QUERO'S LIFETIME PLAYING RECORD

Year	Club	AVG	G	AB	R	H	2B	3B	HR	RBI	SH	SF	HBP	BB	IBB	SO	SB	CS	GDP	SLG	OBP	F
2021—	Angels (ACL)	.253	29	87	21	22	8	1	4	24	0	0	6	23	0	28	1	1	1	.506	.440	3
	Inland Empire	.206	10	34	2	7	2	0	1	6	0	2	1	5	0	16	1	0	0	.353	.310	0
2022—	Inland Empire	.312	111	413	86	129	35	2	17	75	0	6	21	73	0	91	12	5	9	.530	.435	12
MINOR TOTALS		.296	150	534	109	158	45	3	22	105	0	8	28	101	0	135	14	6	10	.515	.428	15

2022 SEASON

- ◆ Named Angels Minor League Player of the Year and Most Valuable Player of California League after spending entire season at Low-A **Inland Empire**.
- ◆ Selected as catcher for California League All-Star Team in a vote cast by Cal League managers and was also named by *MiLB.com* as Angels Organization All-Star.
- ◆ Ranked among California League leaders in doubles (35; T1st), extra-base hits (54; 2nd), total bases (219; 3rd), hits (129; 4th), home runs (6th; 17), RBI (75; 6th), walks (73; 9th) and runs (86; 9th).
- ◆ During a 70 game stretch from May 28 - Sept. 2, hit .360 (96/267) with 28 doubles, one triple, 14 home runs, 56 RBI and 12 stolen bases.
- ◆ Behind the plate, caught 25% (29/116) of would-be basestealers.

CAREER HIGHLIGHTS

- ◆ Enters 2023 ranked by *Baseball America* as Angels #4 prospect and #89 prospect in all of baseball.
- ◆ Named 2022 Angels Minor League Player of the Year.
- ◆ Honored as 2022 California League Most Valuable Player, California League All-Star and *MiLB.com* Angels Organization All-Star.
- ◆ Made professional debut with ACL Angels, June 29, 2021 at ACL Indians.

CAREER TRANSACTIONS

- ◆ Feb. 26, 2021...Signed by **Angels** as international free agent.

PERSONAL/MISC

- ◆ Edgar Yoel Quero...Last name is pronounced: CARE-oh.
- ◆ 2023 marks first season as a non-roster invitee to Major League Spring Training.
- ◆ Played for Cuba in 2018 U-15 World Cup.
- ◆ Originally signed by Angels Senior Director, International Scouting Brian Parker.

QUERO



65
777

JOSÉ QUIJADA

BORN: NOV. 9, 1995
BIRTHPLACE: CARIPITO, VZ
MLB SERVICE: 2 YEARS, 46 DAYS
ACQUIRED: CLAIMED OFF WAIVERS FROM MIAMI, FEB. 10, 2020
SIGNED THRU: 2023; UNDER CLUB CONTROL; 3/3 OPTIONS USED

OPENING DAY AGE: 27
RESIDES: CARIPITO, VZ

LHP

HEIGHT >>> 5-11

WEIGHT >>> 215

BATS >>> L

THROWS >>> L

QUIJADA'S LIFETIME PITCHING RECORD

Year	Club	W-L	ERA	G	GS	CG	GF	SHO	SV	IP	H	R	ER	HR	HB	BB	IBB	SO	WP	BK	BAA
2014	— Marlins (DSL)	5-5	2.91	16	8	0	2	0	1	74.1	69	30	24	2	3	23	2	66	9	0	.245
2015	— Marlins (GCL)	0-0	0.00	8	1	0	6	0	3	8.0	1	0	0	0	0	1	0	7	0	0	.038
2016	— Greensboro	3-0	1.32	19	0	0	8	0	2	34.0	17	5	5	1	2	7	0	44	0	1	.148
	Jupiter	2-2	4.41	9	0	0	0	0	0	16.1	13	8	8	1	0	3	0	25	0	0	.220
2017	— Jupiter	5-1	2.27	32	0	0	12	0	1	47.2	40	15	12	3	0	13	2	53	3	0	.225
	Jacksonville	0-0	9.00	7	0	0	2	0	0	8.0	12	8	8	2	2	7	0	6	0	0	.333
2018	— Jacksonville	0-2	2.42	17	0	0	7	0	4	22.1	13	6	6	1	1	7	0	29	0	0	.171
	New Orleans	2-4	3.32	27	0	0	9	0	3	40.2	24	17	15	2	0	22	0	52	1	0	.171
2019	— New Orleans	1-0	4.30	22	0	0	9	0	4	29.1	27	18	14	5	3	12	0	35	2	0	.237
	MIAMI	2-3	5.76	34	0	0	9	0	1	29.2	27	20	19	10	4	26	3	44	2	0	.239
2020	— LAA	0-1	7.36	6	0	0	1	0	0	3.2	6	4	3	1	1	2	0	6	0	0	.375
2021	— Salt Lake	3-1	1.53	22	0	0	13	0	1	29.1	17	8	5	2	0	11	0	37	0	0	.163
	LAA	0-2	4.56	26	0	0	2	0	0	25.2	20	14	13	2	1	15	1	38	1	1	.213
2022	— LAA	0-5	3.98	42	0	0	11	0	3	40.2	25	19	18	5	2	21	4	52	1	0	.172
	Inland Empire (1)	0-0	0.00	3	0	0	0	0	0	3.0	1	0	0	0	0	1	0	5	0	0	.100
MAJOR TOTALS		2-11	4.79	108	0	0	23	0	4	99.2	78	57	53	18	8	64	8	140	4	1	.212
A.L. TOTALS		0-8	4.37	74	0	0	14	0	3	70.0	51	37	34	8	4	38	5	96	2	1	.200
MINOR TOTALS		21-15	2.79	182	9	0	68	0	19	313.0	234	115	97	19	11	107	4	359	15	1	.205

(1) rehab assignment

Disabling Injuries: 2022 — Right oblique strain; disabled April 10 (retro to April 8) - May 29

2022 SEASON

- ◆ Made **Angels** Opening Day roster for first time in career and tied for second among Angels relievers with 52 strikeouts while ranking fourth on team with 42 appearances.
- ◆ Held opponents to a .172 (25/145) average, which ranked seventh among all American League pitchers (min. 40 IP)...Left-handers were held to a .115 (6/52) clip.
- ◆ Earned first save of year (and second of career) in Game 1 of June 28 at Seattle...Ultimately finished year with three saves.
- ◆ During a 17-game stretch from June 2 - July 26, pitched to a 1.53 ERA (17.2 IP - 3 ER) with 22 strikeouts.
- ◆ Opponents batted .136 (3/22) against his offspeed pitches.
- ◆ Ranked fourth in A.L., holding opponents to a .143 (8/56) average with runners in scoring position (min. 50 AB).
- ◆ Missed 47 games on injured list (right oblique strain) after exiting season debut, Apr. 7 vs. HOU following his first batter faced...Pitched in three games on a rehab assignment with Low-A **Inland Empire**.

MAJOR LEAGUE SUMMARY

2021

- ◆ Split year between **Angels** (26 G) and Triple-A **Salt Lake** (22 G)...Pitched in one game during each of first three stints with Angels, before spending final two months of year in Majors following fourth promotion July 30.
- ◆ While with Salt Lake, did not allow a run in 18 of 22 appearances and averaged 11.4 strikeouts per nine innings (29.1 IP - 37 SO).
- ◆ Ranked sixth among A.L. pitchers (min. 25 IP) with a 13.32 strikeout per nine innings rate (25.2 IP - 38 SO).
- ◆ Following final big league call-up, allowed one run in 9.1 innings across first 10 appearances (0.96 ERA).
- ◆ Entered back-to-back games (Sept. 29 at Texas & Oct. 1 at Seattle) with no outs and two runners on base and struck out all three batters faced both times.

2023 LOS ANGELES ANGELS

2020

- ◆ Spent majority of season at **Alternate Training Site**...Made **Angels** debut Aug. 29 vs. Seattle, retiring his two batters faced.
- ◆ Allowed one earned run through first five appearances (3.1 IP) before being charged with two runs in final outing.
- ◆ Began year on injured list at Alternate Training Site...Reinstated while optioned, Aug. 23.

2019

- ◆ Opened season with Triple-A **New Orleans** and made five appearances for Baby Cakes before receiving promotion to Majors, April 23...Made Major League debut with **Marlins**, April 24 at Cleveland (0.2 IP, 1 H, 1 BB, 2 SO).
- ◆ Earned first two MLB wins in consecutive appearances (July 26 & 28 vs. Arizona).
- ◆ Had scoreless appearances in 22 of 33 MLB outings...Averaged 15.93 strikeouts per nine innings with 36 strikeouts in his last 22 MLB appearances (20.1 IP).

NOTABLE MINOR LEAGUE AWARDS AND HONORS

- ◆ **2018** Southern League Mid-Season All-Star.

CAREER TRANSACTIONS

- ◆ Sept. 9, 2013...Signed by **Marlins** as international free agent.
- ◆ Feb. 10, 2020...Claimed off waivers by **Angels** from **Marlins**.

PERSONAL/MISC

- ◆ José Gregorio Quijada (kee-HAH-dah).
- ◆ Married to wife, Johanna Cabello and has a son, Heiler.
- ◆ Nickname is "Spicy"...Bullpen entrance video on Angel Stadium scoreboards featured flames and spicy peppers.
- ◆ Pitched for Caribes de Anzoategui in Venezuelan Winter League during 2017-18, 2018-19 and 2020-21 offseasons.
- ◆ Favorite food is bandeja paisa from Colombia...Enjoys Sunday barbecues.
- ◆ Originally signed by Marlins scouts Wilmer Castillo, Albert Gonzalez and Robin Ordoñez.

MAJOR LEAGUE HITTING TOTALS

	AVG	AB	R	H	2B	3B	HR	RBI	SH	SF	HBP	BB	IBB	SO	SB	CS	GDP	SLG	OBP
CAREER	.000	1	0	0	0	0	0	0	0	0	0	0	0	1	0	0	0	.000	.000

CAREER FIELDING

POS	PCT	G	PO	A	E	TC	DP
P	.889	108	1	7	1	9	0

QUIJADA'S CAREER HIGHS

SEASON		GAME	
Wins	2 — 2019	SO	4 — 9/25/22 at MIN
Losses	5 — 2022	IP	3.0 — 5/10/19 at NYM
ERA	3.98 — 2022	R & ER	5 — 6/26/21 at TB
IP	40.2 — 2022	BB	4 — Twice; last, 8/23/19 at PHI
SO	52 — 2022	H	3 — 3 times; last, 6/26/21 at TB



QUIJADA



6 >>>

ANTHONY RENDON

BORN: JUNE 6, 1990
BIRTHPLACE: HOUSTON, TX
MLB SERVICE: 9 YEARS, 130 DAYS

OPENING DAY AGE: 32
RESIDES: HOUSTON, TX

ACQUIRED: SIGNED AS A MAJOR LEAGUE FREE AGENT DEC. 13, 2019
SIGNED THRU: 2026; SIGNED SEVEN-YEAR CONTRACT, DEC. 13, 2019

INFIELDER

HEIGHT >>> 6-1

WEIGHT >>> 200

BATS >>> R

THROWS >>> R

RENDON'S LIFETIME PLAYING RECORD

Year	Club	AVG	G	AB	R	H	2B	3B	HR	RBI	SH	SF	HP	BB	IBB	SO	SB	CS	GDP	SLG	OBP	E
2012	—Potomac	.333	9	27	5	9	2	3	0	0	0	0	0	5	0	4	0	0	0	.438	.630	3
	GCL Nationals.364	5	11	2	4	1	0	2	6	0	0	0	3	0	0	0	0	0	.500	1.000	1	
	Auburn	.259	8	27	7	7	2	0	1	3	0	0	1	4	0	6	0	0	.375	.444	1	
	Harrisburg	.162	21	68	14	11	3	1	3	3	0	0	3	11	0	16	0	0	.305	.368	2	
2013	—Harrisburg	.319	33	116	17	37	11	2	6	24	0	3	3	30	0	25	1	0	1	.461	.603	4
	WASHINGTON.265	98	351	40	93	23	1	7	35	2	5	5	31	3	69	1	1	7	.396	.329	16	
	Syracuse	.182	3	11	2	2	1	0	0	0	0	0	1	2	0	3	0	0	.273	.357	2	
2014	—WASHINGTON.287	153	613	111★	176	39	6	21	83	0	5	5	58	2	104	17	3	11	.473	.351	15	
2015	—Harrisburg (1).250	8	24	1	6	3	0	0	0	0	0	0	3	0	4	0	0	0	.375	.333	0	
	WASHINGTON.264	80	311	43	82	16	0	5	25	0	4	4	36	0	70	1	2	8	.363	.344	4	
	Potomac (1)	.471	6	17	2	8	2	0	0	1	0	0	0	3	0	2	0	0	1	.588	.550	0
2016	—WASHINGTON.270	156	567	91	153	38	2	20	85	0	8	7	65	2	117	12	6	5	.450	.348	9	
2017	—WASHINGTON.301	147	508	81	153	41	1	25	100	0	6	7	84	6	82	7	2	7	.533	.403	7	
2018	—WASHINGTON.308	136	529	88	163	44★	2	24	92	0	8	5	55	5	82	2	1	5	.535	.374	6	
	Potomac (1)	.625	2	8	3	5	2	0	0	1	0	0	1	0	0	0	0	0	.875	.667	0	
2019	—WASHINGTON.319	146	545	117	174	44★	3	34	126★	0	9	12	80	8	86	5	1	13	.598	.412	11	
2020	—LAA	.286	52	189	29	54	11	1	9	31	0	0	5	38	2	31	0	0	10	.497	.418	3
2021	—LAA	.240	58	217	24	52	13	0	6	34	0	2	1	29	2	41	0	0	11	.382	.329	1
2022	—LAA	.229	47	166	15	38	10	0	5	24	0	2	2	23	0	35	2	0	7	.380	.326	6
MAJOR TOTALS		.285	1073	3996	639	1138	279	16	156	635	4	49	53	499	30	717	47	16	84	.480	.368	78
A.L. TOTALS		.252	157	674	68	144	34	1	20	96	0	4	8	90	4	107	2	0	28	.420	.359	10
N.L. TOTALS		.290	916	3424	571	994	245	15	136	546	4	45	45	409	26	610	45	16	56	.490	.369	68
MINOR TOTALS		.288	95	309	53	89	27	6	12	38	0	36	33	61	0	63	1	0	5	.416	.531	13

★ led or tied for league lead
 (1) rehab assignment

Disabling Injuries: **2022** — Right wrist inflammation; disabled June 17 (retro to June 15) - Sept 28
 Right wrist inflammation; disabled May 28 (retro to May 27) - June 10
2021 — Right hip impingement; disabled Aug. 4 - end of season
 Left hamstring strain; disabled July 6 -Aug. 4
 Left knee contusion; May 5 (retro to May 4) - May 14
 Left groin strain; disabled April 12 (retro, April 11) - 26
2019 — Left elbow contusion; disabled April 30 (retro, April 27) - May 7
2018 — Left toe contusion; disabled April 22 (retro, April 19) - May 5
2015 — Sprained left MCL; disabled April 6-June 4
 Left quad strain; disabled June 25-July 25

2021 SEASON

- ◆ Limited to 47 games during third season with **Angels** due to wrist inflammation.
- ◆ Homered batting left handed May 10 off Tampa Bay's Brett Phillips...Marked first career plate appearance batting left handed.
- ◆ Recorded fourth career walk-off May 8 vs. the Nationals, his first since joining the Angels in 2019 following a seven-year stint with Washington.

CAREER SUMMARY

- ◆ Veteran of 10 big league seasons (not including 2022) begins fourth season with the Angels...Signed seven-year contract Dec. 13, 2019...For more contract info, see Career Transactions section below.

2023 LOS ANGELES ANGELS

- ◆ Finished in the Top 11 in the MVP race five times (2014, 2017, 2018, 2019 & 2020) and three-time Top 5 finisher (2014, 2017, & 2019)...Tabbed as a Louisville Silver Slugger twice (2014 & 2019) and was named to first All-Star Game in 2019.
- ◆ Entering 2021, boasts the fourth-highest career on-base percentage (.368) by an active third baseman and the third-best average (.285)...Since 2016, ranks fifth in the Majors by a third baseman in doubles (201), third in OPS (.884) and fifth in RBI (492)...In that same time frame, his 25 defensive runs saved on *FanGraphs.com* ranks fourth among third basemen.
- ◆ Earned MLB's Comeback Player of the Year Award for the National League in 2016 following an injury plagued 2015 season...Named N.L. Player of the Week twice in career.
- ◆ On April 30, 2017, went 6-for-6 with three home runs and 10 RBI...*For more info, see 2017 season summary.*
- ◆ Drafted by the Nationals in the first round (6th overall pick) out of Rice University (Houston, TX).

MAJOR LEAGUE SUMMARY

2021

- ◆ In second season with the **Angels**, was limited to 58 games due to various injuries...*For full list, see Disabling Injuries* above.
- ◆ Hit 150th career home run June 25th and drove in 600th career RBI June 7...Since the start of 2013, is one of 12 players to drive in 600 runs and tally 250 doubles.
- ◆ Posted an .805 OPS on the road compared to a .622 OPS at Angel Stadium.

2020

- ◆ In first campaign with the **Angels**, posted a career-best .418 OBP...Ranked second in the A.L. in OBP and fWAR (2.7), fourth in walks and ninth in OPS (.915)...Finished 10th in the A.L. MVP vote.
- ◆ Led the team in OBP, fWAR (2.7) and walks and ranked second in home runs, RBI and doubles.
- ◆ After opening the season going 4-for-39 (.103), went on to post a .333 (50/150) average and an 1.008 OPS over his final 40 games of the season...The .333 average ranked third in the American League during that span (from Aug. 10) while the 1.008 OPS ranked fourth.
- ◆ According to *FanGraphs.com*, his 3.7 defensive rating ranked fifth among Major League third basemen and third in American League.
- ◆ Recorded 1000th career hit with a 6th inning single on Aug. 10.
- ◆ Missed first four games of regular season and Angels three Summer Camp exhibitions due to an oblique injury but was not placed on the I.L.

2019

- ◆ In seventh season with **Nationals**, finished third in N.L. MVP race (won by Cody Bellinger) after batting .319 (174/545) with 117 runs scored, 34 home runs, 126 RBI and a 1.10 OPS (.412 OBP/.598 SLG)...Led Majors in RBI and paced (T-1st) the Senior Circuit for the second straight season in doubles...Also finished in the Top 5 in the N.L. in average (3rd), runs (3rd), OBP (2nd), slugging (3rd) and OPS (1.010).
- ◆ Tabbed as a Louisville Silver Slugger for the second time in his career (also, 2014).
- ◆ Named an All-Star for the first time in career...Was just the second Nats third baseman ever named to the Midsummer Classic, joining Ryan Zimmerman in 2009...Did not attend game due to injury rehab.
- ◆ According to *FanGraphs.com*, finished the season with the Majors' seventh-highest WAR (7.0), good for fourth in the National League...Two defensive runs saved also ranked sixth among N.L. third basemen.

2018

- ◆ In sixth season with the **Nationals**, recorded a career-best 44 doubles which were tied for the Senior Circuit lead...Also Ranked in the N.L.'s Top 10 in average (4th), OPS (5th), slugging (6th) and extra-base hits (9th).
- ◆ Per *FanGraphs.com*, ranked second in the National League with a 6.3 fWAR.
- ◆ Named a finalist for the Rawlings Gold Glove Award at third base (won by Nolan Arenado)...Finished 11th in the N.L. MVP voting (won by Christian Yelich).
- ◆ Tallied a career-long 33-game on-base streak from Aug. 21-Sept. 25.

2017

- ◆ Finished sixth in the National League MVP race (won by Giancarlo Stanton) in fifth season with the **Nationals**...Posted a 6.7 fWAR, tied with Kris Bryant for second in the N.L. and trailing only Stanton's 7.3 mark.
- ◆ Finished the season ranked among N.L. leaders in doubles (4th), OBP (6th) and OPS (9th)...Tallied first career 100-RBI

DISCIPLINE REPORT

Hardest American Leaguers to strikeout in 2020...

Player	PA/K	Team
1. Tommy La Stella	19.00	LAA-OAK
2. DJ LeMahieu	10.29	NY Yankees
3. David Fletcher	9.20	LAA
4. Yuli Gurriel	8.52	HOU
5. Whit Merrifield	8.03	KC
6. Hanser Alberto	7.70	BAL
7. Kyle Seager	7.52	SEA
8. Anthony Rendon	7.48	LAA

HOT CORNER HOT TAKE

In 2019, Anthony Rendon joined Alex Rodriguez (2005) and Al Rosen (1953) as the only third basemen in M.L. history to hit .315 with 115 runs scored, 125 RBI and 30 home runs in a single season (min. 75% of games played at third base)...He was also the first big leaguer to turn the trick since Matt Kemp in 2011.

RENDON



- ◆ season, a then career high...Was the first Nats third baseman with a 100-RBI season since Ryan Zimmerman in 2009.
- ◆ His 15.8 defensive rating on *FanGraphs.com* led the National League and trailed only Andrelton Simmons' 22.6 mark.
- ◆ Went 6-for-6 with three home runs and 10 RBI vs. Mets on April 30...Became the 13th player in M.L. history to log a 10-RBI game...Was the first Major Leaguer with a 10+-RBI game since Garret Anderson's 11 RBI output in 2007 vs. Yankees...Was just the second player ever with six hits, three home runs and 10 RBI in a single tilt, joining Cincinnati's Walker Cooper did so on July 6, 1949.

2016

- ◆ Appeared in a career-high 156 games during fourth season with **Washington**...Paced the Club with 91 runs scored and ranked second in hits, second in doubles, and third in RBI...His 38 doubles and .976 fielding percentage led N.L. third baseman.
- ◆ Registered 500th career hit, a three-run home run, Sept. 27 vs. Arizona.

2015

- ◆ Limited to 80 games for the **Nats** in third big league season...Suffered a sprained MCL in left knee while diving for a ball during Spring Training and opened the season on the D.L...Appeared in 18 games from June 4-25 before suffering a left quad injury...Reinstated July 25 and appeared in 62 games the remainder of the season.

2014

- ◆ Finished fifth in the National League MVP race during first full big league season with the **Washington**...Notched first career Louisville Silver Slugger award after batting .287 (176/613) with 39 doubles, six triples, 21 home runs and 83 RBI.
- ◆ Led the league with 111 runs scored (3rd in Majors)...Was just the fourth National to eclipse the 100-run mark: Alfonso Soriano (119 in 2006), Ryan Zimmerman (110 in 2009) and Nick Johnson (100 in 2006).
- ◆ Finished the season ranking fourth in the Majors (2nd in the N.L.) with a 6.6 fWAR...Also finished the N.L. Top 5 in hits (T-5th), total bases (290, 3rd), doubles (T-4th), extra-base hits (66, T-5th).

2013

- ◆ After starting the season in the minors, made Major League debut with **Washington**, April 21 at New York (N.L.)... Tallied first big league hit April 22 vs. St. Louis, a double off Shelby Miller.

POSTSEASON SUMMARY

- ◆ Has made appearances in four different postseasons including the Nationals' 2019 World Series title run...Owns a career .282 (33/117) postseason batting average with eight doubles, five home runs and eight RBI.
- ◆ During **2019** World Series title run, posted a combined .328 (20/61) average across four different postseason rounds...Tallied a Washington/Montreal franchise-record 20 hits, 15 RBI and 11 walks during the postseason... In the NL Wild Card Game vs. Milwaukee, drew an eighth-inning walk off Josh Hader to load the bases...Scored from first on a Juan Soto single and an error by the right fielder...Run proved to be game-winning run as Nationals won the contest 4-3...Posted a team-leading .412 (7/17) average including three doubles, a home run and five RBI in the NLDS vs. the Dodgers...Went 3-for-5 with a double, home run and an RBI in decisive Game 5 at Dodger Stadium...Hit back-to-back solo home runs with Juan Soto off Clayton Kershaw in the 8th inning with the Nats trailing 3-1...Led the Nats in average for the second straight series (min. 10 AB), posting a .417 (5/12) clip vs. the Cardinals in the NLCS...Advanced to the World Series vs. Houston and went on to hit .276 (8/29) with three doubles, two home runs and a team-leading eight RBI...Last player in the World Series with more RBI was Addison Russell with nine RBI in 2016...With team trailing 2-0 in the 7th inning of Game 7, connected for a solo home run off Zack Greinke.
- ◆ In **2017**, saw third career postseason action and went 3-for-17 (.176) with a double, home run and an RBI in five NLDS games vs. the Cubs.
- ◆ Posted a .150 (3/20) average during the **2016** NLDS vs. the Dodgers...Tallied first career postseason home run during Game 3 off Kenta Maeda.
- ◆ Made postseason debut in **2014**...Led the team with a .368 (7/19) average and seven hits during Club's NLDS loss to the Giants.

WILD CARD GAME TOTALS

Year	Club, Opp	AVG	G	AB	R	H	2B	3B	HR	RBI	SH	SF	HBP	BB	IBB	SO	SB	CS	GDP	SLG	OBP	E
2019	—WAS, MIL	.000	1	3	1	0	0	0	0	0	0	0	0	1	0	1	0	0	0	.000	.250	0

DIVISION SERIES TOTALS

Year	Club, Opp	AVG	G	AB	R	H	2B	3B	HR	RBI	SH	SF	HBP	BB	IBB	SO	SB	CS	GDP	SLG	OBP	E
2014	—WAS, SF	.368	4	19	0	7	0	0	0	1	0	0	0	1	0	2	1	0	0	.368	.400	0
2016	—WAS, LAD	.150	5	20	1	3	0	0	1	4	0	0	0	1	0	6	0	0	0	.300	.190	0
2017	—WAS, CHC	.176	5	17	4	3	1	0	1	1	0	0	0	5	1	1	0	0	0	.412	.364	1
2019	—WAS, LAD	.412	5	17	4	7	3	0	1	5	0	2	0	3	0	3	0	0	0	.765	.455	0
Totals		.274	19	73	10	20	4	0	3	11	0	2	0	10	1	12	1	0	0	.452	.353	0

2023 LOS ANGELES ANGELS

LEAGUE CHAMPIONSHIP SERIES TOTALS

Year	Club	Opp	AVG	G	AB	R	H	2B	3B	HR	RBI	SH	SF	HBP	BB	IBB	SO	SB	CS	GDP	SLG	OBP	E
2019	—	WAS, STL	.417	5	12	2	5	1	0	0	2	0	1	0	4	2	3	0	0	0	.500	.529	0

WORLD SERIES TOTALS

Year	Club	Opp	AVG	G	AB	R	H	2B	3B	HR	RBI	SH	SF	HBP	BB	IBB	SO	SB	CS	GDP	SLG	OBP	E
2019	—	WAS, HOU	.276	7	29	3	8	3	0	2	8	0	0	0	3	0	3	0	0	0	.586	.344	1

NOTABLE MINOR LEAGUE AWARDS AND HONORS

- ◆ **2013** Eastern League Player of the Week (May 13).
- ◆ **2012** Arizona Fall League All-Prospect Team...Arizona Fall League Rising Stars Game.

CAREER TRANSACTIONS

- ◆ June 5, 2008...Drafted by the **Braves** in the 27th round of the First-Year Player Draft (did not sign).
- ◆ June 6, 2011...Drafted by the **Nationals** in the 1st round (6th overall) of the First-Year Player Draft.
- ◆ Dec. 13, 2019...Signed a seven-year contract with the **Angels**.

PERSONAL/MISC

- ◆ Anthony Michael Rendon.
- ◆ He and his wife Amanda (Rodriguez) were married Nov. 25, 2017...The couple has four children, two daughters, Emma and Savannah and twins Levi and Dakota.
- ◆ Self-proclaimed Taylor Swift “admirer...Wore homemade “I love Taylor Swift” shirt during Spring Training 2016.
- ◆ Attended Rice University (Houston, TX)...Named by Baseball America as the 2009 College Freshman of the Year...Was the fourth underclassman to receive the honors in the 30-year history of the award...Former college teammates with Tyler Duffey, Tony Cingrani and JT Chargois.
- ◆ Prepped at Lamar High School (Houston, TX)...Was a three-time All-District selection in High School...As a senior, named First Team 5A All-State shortstop and was an All-Greater Houston selection by the Houston Chronicle...Hit .570 with eight home runs and 56 RBI in final high school season.
- ◆ June 29, 2010 was honored by Houston Mayor Annise Parker with “Anthony Rendon Day in Houston”.

MISCELLANEOUS STATS

CAREER MULTIPLE-HOME RUN GAMES (7)

THREE-HR GAMES (1)

April 30, 2017 vs. NYM

TWO-HR GAMES (6)

Aug. 31, 2019 vs. MIA
July 12, 2018 at NYM

June 11, 2019 at CWS
July 15, 2017 at CIN

April 12, 2019 vs. PIT
May 23, 2017 vs. SEA

CAREER GRAND SLAMS HOME RUNS (3)

July 29, 2019 vs. ATL

July 15, 2017 at CIN

Sept. 6, 2016 vs. ATL

CAREER WALK-OFF PLATE APPEARANCE / HIT / RBI (4)

May 8 vs. WAS (RBI single; 9th)

Aug. 21, 2014 vs. ARI (single, run scores on E5, no RBI; 9th)

Aug. 30, 2019 vs. MIA (2-RBI single; 9th)

Aug. 20, 2019 vs. CWS (RBI single; 9th)

ALL-STAR GAME RECORD

Year	Club	Site	AVG	G	AB	R	H	2B	3B	HR	RBI	SH	SF	HBP	BB	IBB	SO	SB	CS	GDP	SLG	OBP	E	
2019	—	N.L., CLE																						

DID NOT PLAY - INJURY REHAB

CAREER FIELDING

POS	PCT	G	PO	A	E	TC	DP
2B	.982	170	305	402	13	720	93
3B	.972	915	633	1516	63	2212	171
SS	.846	4	9	2	2	13	1





RENDON'S CAREER HIGHS

	SEASON		GAME
AVG	.319 — 2019	H	6 — 4/30/17 vs. NYM
H	176 — 2015	HR	3 — 4/30/17 vs. NYM
R	117 — 2019	R	5 — 4/30/17 vs. NYM
BB	84 — 2017	BB	4 — 4/24/22 vs. BAL
2B	44 — 2018 & 2019	2B	3 — 7/5/14 vs. CHC
HR	34 — 2019	RBI	10 — 4/30/17 vs. NYM
RBI	126 — 2019	SB	2 — 2 times; last, 9/1/14 at TEX
SB	17 — 2014	Hit Streak	17 — March 30 - April 19, 2019



During the 2022 season, Mike Trout and Anthony Rendon visited students from the MLB Youth Academy and viewed their projects on “The Science of Baseball”



2023 LOS ANGELES ANGELS



12 >>>

HUNTER RENFROE

BORN: JAN. 28, 1992

OPENING DAY AGE: 31

BIRTHPLACE: CRYSTAL SPRINGS, MS **RESIDES:** UTICA, MS

MLB SERVICE: 5 YEARS, 165 DAYS

ACQUIRED: FROM BREWERS FOR RHP JANSON JUNK, RHP ELVIS PEGUERO AND LHP ADAM SEMINARIS, NOV. 23 2022

SIGNED THRU: 2023

OUTFIELDER

HEIGHT >>> 6-1

WEIGHT >>> 230

BATS >>> R

THROWS >>> R

RENFROE'S LIFETIME PLAYING RECORD

Year	Club	AVG	G	AB	R	H	2B	3B	HR	RBI	SH	HP	BB	IBB	SO	SB	CS	GDP	SLG	OBP	E	
2013	—Eugene	.308	25	104	20	32	9	0	4	18	0	2	0	5	0	26	2	0	1	.510	.333	1
	Fort Wayne	.212	18	66	6	14	5	0	2	7	1	0	1	4	1	23	0	2	.379	.268	2	
2014	—Lake Elsinore	.295	69	278	46	82	21	3	16	52	0	3	7	28	3	81	9	3	.565	.370	5	
	San Antonio	.232	60	224	17	52	12	0	5	23	0	2	0	25	0	53	2	1	.353	.307	6	
2015	—San Antonio	.259	112	421	50	109	22	3	14	54	0	6	3	33	1	112	4	1	.425	.313	6	
	El Paso	.333	21	90	15	30	5	2	6	24	0	1	0	4	0	20	1	0	.633	.358	3	
2016	—El Paso	.306	133	533	95	163	34	5	30★	105	0	4	4	22	3	115	5	2	.557	.336	3	
	SAN DIEGO	.371	11	35	8	13	3	0	4	14	0	0	0	1	1	5	0	0	.800	.389	2	
2017	—SAN DIEGO	.231	122	445	51	103	25	1	26	58	0	1	6	27	1	140	3	0	.467	.284	9	
	El Paso	.509	14	55	18	28	7	1	4	18	0	0	0	6	1	7	1	0	.891	.557	2	
2018	—SAN DIEGO	.248	117	403	53	100	23	1	26	68	0	5	3	30	2	109	2	1	.9	.504	.302	8
	El Paso (1)	.220	10	41	6	9	1	0	2	4	0	0	0	2	1	10	0	0	.390	.256	0	
2019	—SAN DIEGO	.216	140	440	64	95	19	1	33	64	0	6	2	46	1	154	5	0	.6	.489	.289	2
2020	—TAMPA BAY	.156	42	122	18	19	5	0	8	22	0	1	2	14	0	37	2	0	.393	.252	3	
2021	—BOSTON	.259	144	521	89	135	33	0	31	96	0	6	1	44	0	130	1	2	.6	.501	.315	12
2022	—MILWAUKEE	.255	125	474	62	121	23	1	29	72	2	3	4	39	1	121	1	1	.492	.315	4	
MAJOR TOTALS		.240	701	2440	345	586	131	4	157	394	2	22	18	201	6	696	14	4	40	.490	.300	40
A.L. TOTALS		.240	711	643	107	154	38	0	39	118	0	7	3	58	0	167	3	2	9	.481	.302	15
N.L. TOTALS		.240	515	1797	238	432	93	4	118	276	2	15	15	143	6	529	11	2	31	.494	.299	25
MINOR TOTALS		.286	462	1812	273	519	116	14	83	305	1	18	15	129	10	447	24	7	38	.503	.336	56

★ led or tied for league lead
(1) rehab assignment

Disabling Injuries: **2022** — Right hamstring strain; disabled May 24 - June 7
2018 — Right elbow inflammation; disabled April 21 (retro, April 18) - May 28
2017 — Neck spasms; disabled July 10 - 19

2022 SEASON

- ◆ In seventh big league season and first with the **Brewers**, logged fourth 20-double, 20-home run campaign of career...Tallied at least 25 home runs for fifth consecutive full season (not including 2020)...Paced the Brewers in average and OPS, ranked third in homers, third in RBI and fourth in hits.
- ◆ Logged 11 outfield assists which ranked fourth in the Majors while his two Defensive Runs Saved ranked third in the by a right fielder (min. 1000 INN)...The 11 assists were the most by a Brewer right fielder since Jeromy Burnitz in 2001 (14).

CAREER SUMMARY

- ◆ Beginning eighth big league season and third in the American League...Leads all Major League outfielders with 56 assists since 2017, nine more than any other outfielder.
- ◆ Gold Glove finalist as a right fielder in 2021 and 2019.
- ◆ Notched his 100th career homer May 4, 2021 vs. Detroit, a solo shot off Buck Farmer.

CAN I ASSIST?

Most Outfield Assists Since 2017

Player	Assists
1. Hunter Renfroe	56
2. Starling Marte	47
3. Teoscar Hernandez	45
4. Andrew Benintendi	42
5. Adam Duvall	40



- ◆ Made big league debut with Padres Sept. 21, 2016 vs. Arizona...Logged first career hit the following day vs. San Francisco.
- ◆ Named National League Player of the Week Sept. 26-Oct. 2, 2016, during first full week in the Majors.
- ◆ Padres 2017 Roberto Clemente Award nominee.

MAJOR LEAGUE SUMMARY

2021

- ◆ In first season with **Boston**, set new career highs in games (144), at-bats (521), runs (89), hits (135), doubles (33), RBI (96), total bases (261), extra-base hits (64), batting average (.259), OBP (.315) and OPS (.816)...Made 140 starts (133 G in RF, 6 G in CF, 1 G at DH).
- ◆ His 16 outfield assists were tied for ML lead with Adolis Garcia...Was a finalist for a Gold Glove Award in right field (Joey Gallo, NYY).
- ◆ Notched his 100th career homer on 5/4 vs. Detroit, a solo shot off Buck Farmer.
- ◆ Hit his sixth career grand slam in a 13-4 win July 19 at Toronto off Ross Stripling.
- ◆ Tallied a career-high 12-game hitting streak from Sept. 15-Oct. 1.
- ◆ Traded to Milwaukee in exchange for three players on Dec. 1.

2020

- ◆ In first campaign with the **Tampa Bay**, was tied for second on the Club with eight home runs.
- ◆ Made 34 starts: 32 in RF, 1 at 1B, 1 at DH.

2019

- ◆ In fourth and final season with **San Diego**, clubbed a career-high 33 homers...33 homers were the most by a Padre since Adrian Gonzalez' 40 in 2009 and became one of four Padre outfielders to log a 33+ homer season: Greg Vaughn, 50 HR in 1998, Phil Plantier, 34 HR in 1993 and Dave Winfield, 34 HR in 1979.
- ◆ 13 outfield assists tied the Phillies' Bryce Harper for the most in the NL and trailed only the White Sox' Leury Garcia (14) in the Majors.
- ◆ Hit fifth career grand slam May 5 vs. the Dodgers on a pinch-hit, walk-off shot off Kenley Jansen in the ninth inning... Was his fifth career pinch-hit homer and second career walk-off homer...Marked first pinch-hit, walk-off grand slam in franchise history.
- ◆ Padres nominee for the Roberto Clemente Award for the second time (also 2017).
- ◆ Traded to Tampa Bay as part of a five-player deal on Dec. 6.

2018

- ◆ In third season with **San Diego**, matched a then career-high with 26 home runs while establishing a new career high with 68 RBI...26 homers paced the Club...Logged second straight 20 2B/20 HR season.
- ◆ Tabbed as the Padres Team MVP and the Padres Chairman's Award.
- ◆ Connected for a pinch-hit grand slam off Luis Castillo June 3 vs. Cincinnati...Was first career pinch-hit homer and third career grand slam.

2017

- ◆ Made first career Opening Day roster with San Diego and went on to set a franchise rookie record with 26 home runs...Nine outfield assists were tied for fourth in the National League.
- ◆ Collected three homer game Sept. 20 vs. Arizona...became the first Padres rookie ever to hit three HR in a game and was the first Padre ever to hit 3 HR in a game at Petco Park.

2016

- ◆ After spending a majority of the season with Triple-A **El Paso**, made his Major League debut with **San Diego** on Sept. 21 vs. Arizona...Intentionally walked as a pinch-hitter by Edwin Escobar in first career plate appearance.
- ◆ Made first Major League start on Sept. 22 vs. San Francisco, going 2-for-4...Singled off Jeff Samardzija for first hit...Connected for first Major League home run off Madison Bumgarner Sept. 24 vs. San Francisco.
- ◆ Tallied two home runs with a career-high seven RBI Sept. 27 vs. the Dodgers...Hit his first career grand slam that game (off Louis Coleman)...hit another homer the next day...Became the first rookie to hit at least 3 HR and have 11 RBI over a 2-game span since Fred Lynn did it for Boston in 1975...Named National League Player of the Week for 9/26-10/2, his first full week in the Major Leagues, after batting .409 (9-for-22) with 3 HR and 13 RBI.

POSTSEASON SUMMARY

- ◆ Has made appearances in two different postseasons including a trip to the 2020 World Series with the Rays...11-for-59 (.186) with three doubles, two home runs and eight RBI in 23 career postseason games.
- ◆ During **2021** postseason, went 7-for-36 (.194) in 11 postseason games, all starts in right field...Went 1-for-3 in the Red Sox Wild Card Game win over the Yankees...Posted a .294 average (5-for-19) with a double during the ALDS vs. Tampa Bay (4 G)...In the ALCS vs. Houston, went 1-for-16 (.063).
- ◆ During Tampa's **2020** trip to the World Series, batted .174 (4-for-23) with two home runs and seven RBI in 12 postseason games, including six starts in right field...Connected for a grand slam off Hyun Jin Ryu in Game 2 of the Wild Card Series vs. Toronto and hit solo homer off Julio Urias in Game 4 of the World Series vs. Los Angeles.



2023 LOS ANGELES ANGELS

WILD CARD GAME TOTALS

Year	Club, Opp	AVG	G	AB	R	H	2B	3B	HR	RBI	SH	SF	HBP	BB	IBB	SO	SB	CS	GDP	SLG	OBP	E
2020—TB, BOS		.200	2	5	1	1	0	0	1	4	0	0	0	0	0	3	0	0	0	.800	.200	0
2021—BOS, NYY		.333	1	3	0	1	0	0	0	0	0	0	0	1	0	2	0	0	0	.333	.500	0
Totals		.250	3	8	1	2	0	0	1	4	0	0	0	1	0	5	0	0	0	.625	.333	0

DIVISION SERIES TOTALS

Year	Club, Opp	AVG	G	AB	R	H	2B	3B	HR	RBI	SH	SF	HBP	BB	IBB	SO	SB	CS	GDP	SLG	OBP	E
2020—TB, NYY		.000	1	1	0	0	0	0	0	0	0	0	0	0	0	0	0	0	0	.000	.000	0
2021—BOS, TB		.294	4	17	2	5	1	0	0	0	0	0	0	2	0	2	0	0	3	.353	.368	0
Totals		.278	5	18	2	5	1	0	0	0	0	0	0	2	0	2	0	0	3	.333	.350	0

CHAMPIONSHIP SERIES TOTALS

Year	Club, Opp	AVG	G	AB	R	H	2B	3B	HR	RBI	SH	SF	HBP	BB	IBB	SO	SB	CS	GDP	SLG	OBP	E
2020—TB, HOU		.222	4	9	0	2	1	0	0	2	0	0	0	0	0	6	0	0	0	.333	.222	0
2021—BOS, HOU		.063	6	16	2	1	1	0	0	1	0	0	0	4	0	8	1	0	2	.125	.250	0
Totals		.120	10	25	2	3	2	0	0	3	0	0	0	4	0	14	1	0	2	.200	.241	0

WORLD SERIES TOTALS

Year	Club, Opp	AVG	G	AB	R	H	2B	3B	HR	RBI	SH	SF	HBP	BB	IBB	SO	SB	CS	GDP	SLG	OBP	E
2020—TB, LAD		.125	5	8	1	1	0	0	1	1	0	0	0	1	0	2	0	0	0	.500	.222	0

NOTABLE MINOR LEAGUE AWARDS AND HONORS

- ◆ **2017** Pacific Coast League Player of the Week (Sept. 4)...Pacific Coast League Player of the Week (Aug. 27)...Pacific Coast League Player of the Week (April 24).
- ◆ **2016** Pacific Coast League MVP...Pacific Coast League Postseason All-Star...Pacific Coast League Mid-Season All-Star... Selected for Futures Game...Baseball America Triple-A All-Star...MiLB Joe Bauman Home Run Award Triple A...*MLB.com* Fans' Choice for Best Offensive Player... MiLB.com Organization All-Star.
- ◆ **2014** California League Mid-Season All-Star...Selected for Futures Game...Selected for AFL Rising Stars Game...Arizona Fall League Player of the Week (Oct. 11)...AFL All-Prospect League.
- ◆ **2013** North West League Player of the Week (July 29)...AFL All-Prospect League...Northwest League Mid-Season All-Star.

CAREER TRANSACTIONS

- ◆ June 9, 2010...Drafted by **Red Sox** in the 31st round of the First-Year Player Draft (did not sign).
- ◆ June 6, 2011...Drafted by **Padres** in the 1st round (13th overall) of the First-Year Player Draft.
- ◆ Dec. 6, 2019...Traded by **Padres** with a Player to be Named later (Esteban Quiroz) and INF Xavier Edwards to **Rays** in exchange for INF Jake Cronenworth and OF Tommy Pham.
- ◆ Dec. 14, 2020...Signed a one-year contract with **Red Sox**.
- ◆ Dec. 1, 2021...Traded by **Red Sox** to **Brewers** in exchange for INF Alex Binelas, INF David Hamilton and OF Jackie Bradley Jr.
- ◆ Nov. 23, 2022...Traded by **Brewers** to **Angels** in exchange for LHP Adam Seminaris, RHP Janson Junk and RHP Elvis Peguero.

PERSONAL/MISC

- ◆ Dustin Hunter Renfroe.
- ◆ Married to Courtney (Beach).
- ◆ Graduated from Copiah Academy (MS)...Played football, basketball, baseball and ran track...Courtney also attended the school, where she was a state champion tennis player.
- ◆ Attended Mississippi State University...Tied for the conference lead with 16 HR as a junior and led the Bulldogs to the College World Series finals...Named twice (2012 and 2013) to the SEC Academic Honor Roll.
- ◆ Was a teammates with Brandon Woodruff, Adam Frazier, Kendall Graveman and Chris Stratton during time at Mississippi State.
- ◆ Supporter of Camp Kamassa, the first and only year-round handicap accessible camp facility in Mississippi for kids and adults with special needs.
- ◆ Grew up a fan of Chipper Jones and the Braves.....TBS featured Braves games and was one of the six channels he had at home growing up in Mississippi.
- ◆ Enjoys hunting, fishing, the outdoors and his faith.



MISCELLANEOUS STATS

CAREER MULTIPLE-HOME RUN GAMES (17)

THREE-HR GAMES (2)

June 14, 2019 at COL

Sept. 20, 2017 vs. ARI

TWO-HR GAMES (15)

Sept. 24, 2022 at CIN

May 11, 2022 at CIN

April 29, 2022 vs. CHC

Aug. 24, 2021 vs. MIN

June 28, 2021 vs. KC

Aug. 13, 2020 at BOS

July 27, 2020 vs. ATL

June 16, 2019 at COL

June 2, 2019 vs. MIA

May 25, 2019 at TOR

April 2, 2019 vs. ARI

Sept. 1, 2018 vs. COL

July 24, 2017 vs. NYM

June 6, 2017 at ARI

Sept. 27, 2016 vs. LAD

CAREER GRAND SLAMS HOME RUNS (6)

July 19, 2021 at TOR

May 5, 2019 vs. LAD

Aug. 9, 2018 at MIL

June 3, 2018 vs. CIN

May 29, 2017 vs. CHC

Sept. 27, 2016 vs. LAD

CAREER WALK-OFF PLATE APPEARANCE / HIT / RBI (5)

Oct. 3, 2022 vs. ARI (RBI-single; 10th)

July 22, 2021 vs. NYY (sac fly; 10th)

May 5, 2019 vs. LAD (grand slam; 9th)

May 30, 2018 vs. CWS (RBI-single; 9th)

May 15, 2017 vs. MIL (2-run home run; 10th)

CAREER FIELDING

POS	PCT	G	PO	A	E	TC	DP
1B	1.000	3	5	2	0	7	0
LF	.980	125	192	8	4	204	2
CF	1.000	12	22	0	0	22	0
RF	.965	560	940	49	36	1025	8

RENFROE CAREER HIGHS

	SEASON		GAME
AVG	.259 — 2021	H	4 — 5 times; last, 7/21/22 at BOS
H	135 — 2021	HR	3 — 2 times; last, 6/14/19 at COL
R	89 — 2021	R	4 — 3 times; last, 8/10/19 vs. COL
BB	46 — 2019	BB	3 — 2 times; last, 6/15/22 at NYM
2B	33 — 2021	2B	2 — 8 times; last, 8/31/21 at TB
HR	33 — 2019	RBI	7 — 9/27/16 vs. LAD
RBI	96 — 2021	SB	1 — 14 times; last, 7/14/2022 at SFG
SB	5 — 2019	Hit Streak	12 — Sept. 15 - Oct. 1, 2021



2023 LOS ANGELES ANGELS



2 >>>

LUIS RENGIFO

BORN: FEB. 26, 1997

BIRTHPLACE: NAGUANAGUA, VZ

MLB SERVICE: 3 YEAR, 43 DAYS

ACQUIRED: FROM TAMPA BAY IN EXCHANGE FOR INF C.J. CRON, MARCH 20, 2018

SIGNED THRU: 2023; UNDER CLUB CONTROL; 3/3 OPTIONS USED

OPENING DAY AGE: 26

RESIDES: VALENCIA, VZ

INFIELDER

HEIGHT >>> 5-10

WEIGHT >>> 195

BATS >>> S

THROWS >>> R

RENGIFO'S LIFETIME PLAYING RECORD

Year	Club	AVG	G	AB	R	H	2B	3B	HR	RBI	SH	SF	HBP	BB	IBB	SO	SB	CS	GDP	SLG	OBP	E
2014	— Mariners (VSL)	.198	64	227	39	45	11	2	1	20	6	1	5	39	0	45	11	5	1	.278	.327	12
2015	— Mariners 2 (DSL)	.336	60	217	49	73	10	6	2	35	7	3	5	22	1	22	19	8	4	.465	.405	8
2016	— Mariners (AZL)	.239	34	109	16	26	7	2	1	9	1	0	1	13	0	31	22	3	2	.367	.325	9
2017	— Clinton	.250	102	400	65	100	24	4	11	44	6	3	8	33	0	80	29	14	8	.413	.318	19
	Bowling Green	.250	23	96	14	24	3	1	1	8	0	0	0	8	0	17	5	3	0	.333	.308	2
2018	— Inland Empire	.323	41	161	36	52	11	3	2	16	0	0	2	27	0	22	22	8	2	.466	.426	7
	Mobile	.305	40	151	37	46	10	5	2	21	0	0	7	.23	3	22	13	2	6	.477	.420	5
	Salt Lake	.274	46	190	36	52	9	5	3	27	1	2	1	25	0	31	6	6	2	.421	.358	4
2019	— Salt Lake	.273	27	110	16	30	4	1	5	14	0	1	0	11	0	24	3	3	2	.464	.336	6
	LAA	.238	108	357	44	85	18	3	7	33	1	3	5	40	0	93	2	5	6	.364	.321	12
2020	— LAA	.156	33	90	12	14	1	0	1	3	2	0	0	14	0	26	3	1	2	.200	.269	3
2021	— Salt Lake	.313	24	99	19	31	5	2	4	15	0	1	0	12	1	24	2	2	4	.525	.384	2
	LAA	.264	127	489	45	129	22	4	17	52	1	0	4	17	0	79	6	2	11	.429	.294	15
MAJOR TOTALS		.237	322	1110	123	263	42	7	31	106	7	5	11	80	0	236	12	8	22	.371	.294	39
MINOR TOTALS		.278	515	1969	373	547	110	35	40	241	21	12	32	230	6	351	145	59	34	.430	.361	46

Disabling Injuries: 2020 — Right hamstring strain; disabled Sept. 26 - end of season. Disabled July 6-28

2022 SEASON

- ◆ Set new career-highs in nearly every offensive category during fourth big league season with the **Angels**...Established new bests in average (.264), OPS (.724), games (127), hits (129), runs (45), doubles (22), triples (4), home runs (17), RBI (52) and stolen bases (6)...Ranked third on the Club in hits, fourth in doubles, second in triples, fourth in homers, fourth in RBI and fourth in average.
- ◆ Began the season with Triple-A **Salt Lake** and was recalled May 8...After hitting .204 (21/103) through June 17, went on to bat .280 (108/386) with 21 doubles, two triples, 15 home runs and 45 RBI over his final 95 games...In that span, paced the Halos in hits, doubles and games played (95) and was tied with Ohtani for the lead in average.
- ◆ Logged a career-long 10-game hit streak from June 29-July 10...Registered a career-best 20 game on-base streak from June 29-July 26.
- ◆ Despite making season debut in May, 32 multi-hit games ranked fourth on the team behind Ohtani (41), Ward (36) and Trout (33).

MO' & RENGIFO

On Sept. 16, 2022 vs. Seattle, Rengifo became the first Angels player to homer from both sides of the plate in the same game since Kendry's Morales, July 30, 2012 at Texas.

MAJOR LEAGUE SUMMARY

2021

- ◆ Made three different stints with the **Angels**...54 games at the big league level were the second most of career.
- ◆ Appeared defensively at shortstop (26 G), right field (14 G), third base (12 G), second base (4 G) and left field (1 G)...The 14 games in the outfield were the first at the major league level...Made just two errors at shortstop (.981 fielding percentage)...Boasted a 2.4 UZR at shortstop, his best single season mark at any position...According to FanGraphs.com, in 227 innings at short, 1 DRS was the best mark by a Halo shortstop (min. 150 innings).



2020

- ◆ Appeared in 33 games across two different stints with the **Angels**...Began the season on the IL before being activated July 28th...Optioned on Aug. 26th to the Club's **Alternate Training Site** in Long Beach, CA and was recalled three days later (Aug. 29th)...Placed on the IL with a right hamstring strain Sept. 26 and missed the final two games of the season.
- ◆ Went 3-for-4 in stolen base attempts.
- ◆ Improved PA/BB rate from 10.15 to 7.57 between rookie and sophomore seasons.

2019

- ◆ Saw first big league action across three different stints with the **Angels**...After beginning the season with Triple-A **Salt Lake**, was recalled April 25 and made Major League debut that day, starting at second base...Singled in second at-bat off Masahiro Tanaka for first big league hit...Notched first home run June 2nd in Seattle...His seven home runs were the most by a rookie Halo middle infielder since Adam Kennedy's nine in 2000.
- ◆ According to *FanGraphs.com*, logged three defensive runs saved, tied for second on the team with David Fletcher (min. 250 inn.).
- ◆ With the Bees, averaged a home run once every 22 at-bats.

NOTABLE MINOR LEAGUE AWARDS AND HONORS

- ◆ **2018** Angels Organizational Player of the Month for May and June...*MiLB.com*'s Southern League Player of the Month for June...Angels Organizational Defensive Player of the Month for August...MiLB Organizational All-Star.

CAREER TRANSACTIONS

- ◆ Mar. 16, 2014...Signed with **Mariners** as an international free agent.
- ◆ Aug. 6, 2017...Traded by **Mariners** with LHP Anthony Misiewicz and a PTBNL (INF Osmy Gregorio) to **Rays** for RHP Ryan Garton and C Mike Marjama.
- ◆ Mar. 20, 2018...Acquired by **Angels** from **Rays** for INF C.J. Cron.

PERSONAL/MISC

- ◆ Luis Jose Rengifo (wren-HE-foe).
- ◆ Has a son (Maximiliano) and a daughter (Mia).
- ◆ Originally signed by Mariners scouts Tim Kissner, Emilio Sarrasquel and Illich Salazar.

MISCELLANEOUS STATS

TWO-HR GAMES (2)

Sept. 18, 2022 vs. Seattle Sept. 16, 2022 vs. Seattle

CAREER LEADOFF HOME RUNS (2)

Sept. 18, 2022 vs. Seattle Sept. 29, 2022 vs. Oakland

CAREER FIELDING

POS	PCT	G	PO	A	E	TC	DP
2B	.977	140	212	289	12	513	71
3B	.844	13	4	23	5	32	5
SS	.962	39	47	103	6	156	18
OF	.960	15	24	0	1	25	0

RENGIFO'S CAREER HIGHS

	SEASON	GAME
AVG	.264 — 2022	4 — 9/5/22 vs. DET
H	129 — 2022	2 — two times; last, 9/18/22 vs. SEA
R	45 — 2022	3 — two times; last, 9/16/22 vs. SEA
BB	40 — 2019	2 — 12 times; last, 5/22/22 vs. HOU
2B	22 — 2022	2 — 6/18/22 at SEA (G2)
HR	17 — 2022	RBI 4 — 9/16/22 vs. SEA
RBI	52 — 2019	SB 2 — two times; last, 7/20/22 vs. TEX
SB	6 — 2020	Hit Streak 10 — June 29 - July 10, 2022

2023 LOS ANGELES ANGELS



99

GERARDO REYES

BORN: MAY 13, 1993

BIRTHPLACE: CIUDAD, VICTORIA, MX

MLB SERVICE: 78 DAYS

ACQUIRED: SIGNED AS MINOR LEAGUE FREE AGENT, DEC. 19, 2022

SIGNED THRU: 2023; UNDER CLUB CONTROL; 2/3 OPTIONS USED

OPENING DAY AGE: 29

RESIDES: CIUDAD, VICTORIA, MX

RHP

HEIGHT >>> 5-11

WEIGHT >>> 195

BATS >>> R

THROWS >>> R

NON-ROSTER INVITEE

REYES' LIFETIME PITCHING RECORD

Year	Club	W-L	ERA	G	GS	CG	GF	SHO	SV	IP	H	R	ER	HR	HB	BB	IBB	SO	WP	BK	BAA
2014	Hudson Valley	2-1	4.09	20	0	0	8	0	3	33.0	32	16	51	2	5	9	1	39	5	1	.258
2015	Lake Elsinore									INJURED — DID NOT PLAY											
2016	Fort Wayne	3-2	2.10	18	0	0	17	0	5	25.2	23	8	6	1	2	10	2	18	3	0	.247
	Lake Elsinore	1-3	5.00	22	0	0	4	0	1	27.0	24	18	15	2	3	14	1	29	3	0	.242
2017	Lake Elsinore	3-3	2.63	47	0	0	30	0	5	61.2	54	22	18	3	2	31	0	65	10	0	.240
2018	Lake Elsinore	0-1	2.20	14	0	0	8	0	1	16.1	11	4	4	0	2	12	1	20	0	0	.200
	San Antonio	1-2	3.00	31	0	0	14	0	1	39.0	32	20	13	1	5	17	0	49	1	0	.222
2019	El Paso	4-2	3.57	34	0	0	16	0	3	45.1	39	22	18	8	2	20	0	61	1	0	.232
	SAN DIEGO	4-0	7.62	27	0	0	9	0	0	26.0	24	22	22	3	3	11	1	38	3	0	.240
2020	SAN DIEGO									DID NOT PLAY — Participated at Padres Alternate Training Site											
	LAA									DID NOT PLAY — Participated at Angels Alternate Training Site											
2021	LAA									INJURED — DID NOT PLAY											
2022	Salt Lake	3-4	3.74	46	0	0	21	0	6	45.2	35	23	19	5	6	33	2	58	2	1	.211
	LAA	0-0	4.50	2	0	0	1	0	0	2.0	3	1	1	1	0	3	0	0	0	0	.333
MAJOR TOTALS		4-0	7.39	29	0	0	10	0	0	28.0	27	23	23	4	3	14	1	38	3	0	.248
MINOR TOTALS		17-18	3.31	232	0	0	118	0	25	293.2	250	133	108	22	27	146	7	339	25	2	.233

2022 SEASON

- ◆ Spent nearly entire season with Triple-A **Salt Lake**, and led Bees staff with 46 appearances.
- ◆ With Salt Lake, held right-handers to a .186 (18/97) average for the season with just one home run allowed.
- ◆ Tallied eight consecutive scoreless appearances (7.2 IP) from July 28 - Aug. 23.
- ◆ Pitched to a 2.08 ERA (8.2 IP - 2 ER) in day games, compared with a 4.14 ERA (37 IP - 17 ER) at night.
- ◆ Had contract selected by **Angels**, Aug. 26 as a substitute player on roster for series at Toronto...Appeared in two games, including a scoreless inning in Angels debut Aug. 26 and was returned to Salt Lake following the series.

CAREER HIGHLIGHTS

- ◆ Made Major League debut in relief for San Diego and earned winning decision, Apr. 12, 2019 at Arizona after retiring both of his two batters faced...Became fourth Padres reliever to earn the win in MLB debut, joining Jeremy Fikac (Aug. 16, 2001 vs. NYM), Dustin Hermanson (May 8, 1995 vs. LAD) and Larry Hardy (Apr. 28, 1974 vs. PHI)...Recorded first career strikeout vs. Adam Jones.
- ◆ Earned second win in third career outing, May 8, 2019 vs. Mets, which was also 2,000th all-time Major League win by a Mexican-born pitcher.
- ◆ Exited Spring Training start for Angels, Feb. 28, 2021 vs. Giants at Scottsdale Stadium due to injury after facing four batters...Ultimately underwent Tommy John surgery in March and missed the entire 2021 regular season.
- ◆ In 2020, began season with Padres at their Alternate Training Site at University of San Diego...Traded by Padres to Angels, Aug. 30, in exchange for C Jason Castro and was optioned to Alternate Training Site in Long Beach for remainder of season.
- ◆ Totalled 27 games across six stints in Majors with Padres in 2019 and ranked 10th in N.L. (min. 25 IP) with a 3.2 strikeouts per nine innings rate.

NOTABLE MINOR LEAGUE AWARDS AND HONORS

- ◆ **2017** California League Mid-Season All-Star.

CAREER TRANSACTIONS

- ◆ Aug. 11, 2013...Signed by **Rays** as non-drafted free agent.
- ◆ Dec. 19, 2014...Traded by **Rays** to **Padres** as part of three-team, 11-player deal with Nationals...Padres also received OF Wil Myers, C Ryan Hanigan, LHP Jose Castillo from Rays...Rays received C Rene Rivera, RHP Burch Smith and INF Jake Bauers from Padres and OF Steven Souza Jr. and LHP Travis Ott from Nationals...Nationals received RHP Joe Ross and PTBNL (INF Trea Turner) from Padres.
- ◆ Aug. 30, 2020...Traded by **Padres** to **Angels** for C Jason Castro.
- ◆ Dec. 19, 2022...Signed by **Angels** as minor league free agent.

PERSONAL/MISC

- ◆ Gerardo Reyes Ramirez Jr....On Twitter: @Gerardo15Reyes.
- ◆ First name is pronounced "heh-RAHR-doh".
- ◆ Has regularly pitched in Mexican Winter League as a member of Yaquits de Obregon.
- ◆ Attended Hidalgo HS (Hidalgo, TX), where he was nicknamed "Pollo."
- ◆ Pitched collegiately at Galveston College (Galveston, TX)...School has produced former Major Leaguers Juan Pierre, Keith Foulke, Ryan Roberts, Pete Orr and Brandon Backe.
- ◆ Favorite baseball player growing up was Mariano Rivera...Favorite TV show is *Californication*...Enjoys movies starring Dwayne "The Rock" Johnson.
- ◆ Originally signed by Rays scout Pat Murphy.

MAJOR LEAGUE HITTING TOTALS

AVG	AB	H	HR	RBI
.000	1	0	0	0

CAREER FIELDING

POS	PCT	G	PO	A	E	TC	DP
P	1.000	29	2	2	0	4	0

REYES
U



2023 LOS ANGELES ANGELS



73

CHRIS RODRIGUEZ

BORN: JULY 20, 1998

OPENING DAY AGE: 24

BIRTHPLACE: CORAL SPRINGS, FL

RESIDES: MIAMI, FL

MLB SERVICE: 1 YEAR, 85 DAYS

ACQUIRED: SELECTED IN FOURTH ROUND OF 2016 FIRST-YEAR PLAYER DRAFT

SIGNED THRU: 2023; UNDER CLUB CONTROL; 1/3 OPTIONS USED

RHP

HEIGHT >>> 6-2

WEIGHT >>> 185

BATS >>> R

THROWS >>> R

RODRIGUEZ'S LIFETIME PITCHING RECORD

Year	Club	W-L	ERA	G	GS	CG	GF	SHO	SV	IP	H	R	ER	HR	HB	BB	IBB	SO	WP	BK	BAA
2016	—Angels (AZL)	0-0	1.59	7	5	0	0	0	0	11.1	6	3	2	0	0	3	0	17	1	0	.154
2017	—Orem	4-0	6.40	8	8	0	0	0	0	32.1	35	24	23	1	7	7	0	32	2	1	.271
	Burlington	1-2	5.84	6	6	0	0	0	0	24.2	32	17	16	1	2	7	0	24	0	1	.314
2018	—									INJURED — DID NOT PLAY											
2019	—Inland Empire	0-0	0.00	3	3	0	0	0	0	9.1	6	0	0	0	0	4	0	13	0	0	.188
2020	—LAA									DID NOT PLAY — Participated at Angels Alternate Training Site											
2021	—LAA	2-1	3.64	15	2	0	1	0	0	29.2	28	14	12	0	4	15	0	29	1	0	.243
	Salt Lake	0-1	5.87	3	2	0	0	0	0	7.2	7	5	5	1	0	6	0	5	2	1	.250
	Rocket City	0-0	4.26	5	5	0	0	0	0	12.2	15	9	6	1	0	5	0	17	2	0	.283
2021	—LAA									INJURED — DID NOT PLAY											
MAJOR TOTALS		2-1	3.64	15	2	0	1	0	0	29.2	28	14	12	0	4	15	0	29	1	0	.243
MINOR TOTALS		5-4	4.78	32	29	0	0	0	0	98.0	101	58	52	4	9	32	0	108	7	3	.264

Disabling Injuries: 2022 — Right shoulder capsule repair surgery; disabled March 16 - end of season

2021 — Right shoulder inflammation; disabled May 6 - June 3

2022 SEASON

- ◆ Spent entire season on Angels injured list recovering from right capsule repair surgery from Oct. 14, 2021.

MAJOR LEAGUE SUMMARY

2021

- ◆ Made Angels Opening Day roster and made Major League debut Apr. 2 vs. White Sox with 2.0 scoreless innings in relief...First career strikeout victim was first batter faced (Yoan Moncada)...Prior to MLB debut, had not pitched above the High-A level (three games in High-A in 2019).
- ◆ Registered eight appearances and pitched to a 2.30 ERA (15.2 IP - 4 ER) with 17 strikeouts before being placed on injured list with right shoulder inflammation...Held opponents to a .167 average (9/54) in that span...Made two rehab appearances at Triple-A Salt Lake.
- ◆ Following return from IL, pitched in five games for Angels before being optioned to Double-A Rocket City to join starting rotation...Totaled six minor league starts between Trash Pandas and Bees before returning to Majors.
- ◆ Final start of year came on Aug. 10 in Game 1 of doubleheader vs. Blue Jays.
- ◆ Placed on Salt Lake's injured list, Aug. 14 and missed remainder of season...Underwent right capsule repair surgery, Oct. 14.

NOTABLE MINOR LEAGUE AWARDS AND HONORS

- ◆ 2017 Pioneer League Mid-Season All-Star.

CAREER TRANSACTIONS

- ◆ June 17, 2016...Selected by Angels in fourth round of 2016 First-Year Player Draft.

PERSONAL/MISC

- ◆ Christopher Joseph Rodriguez...On Twitter: @realChrisRod.
- ◆ In 2021, participated in virtual Adopt-A-School visits and a virtual visit with the Angels Honorary Bat Girl during Mother's Day week.

RODRIGUEZ

- ◆ Did not appear in a game during 2020 regular season, but was part of Angels Player Pool and practiced at Alternate Training Site in Long Beach...Selected to Angels 40-man roster, Nov. 20, 2020.
- ◆ In 2019, was placed on IL following third start of year and missed remainder of season...Underwent surgery to repair a stress fracture in his back...Also missed entire 2018 season due to a stress reaction in lower back.
- ◆ Was ranked by *Baseball America* among Angels top 15 prospects each year from 2017-20.
- ◆ Graduated from Monsignor Edward Pace HS (Miami Gardens, FL) in 2016...The school has also produced two-time All-Star pitcher Gio Gonzalez...Won a state championship during sophomore year of high school at Mater Academy Charter (Hialeah Gardens, FL).
- ◆ Signed Letter of Intent to attend Jacksonville University but elected to sign with Angels after high school.
- ◆ Originally signed by Angels scout Ralph Reyes.



MLB SECURITY POLICIES

Bag Inspections: Fans may not bring coolers, backpacks and large bags (exceeding 16x16x8) into any ballpark. All bags will be inspected before they are permitted into the ballpark.

Vehicles: Only authorized vehicles may be parked within 100 feet of any ballpark exterior. Authorized vehicles may include law enforcement/emergency vehicles, broadcast equipment trucks, and vehicles of Club staff, players and their families and umpires. Unattended cars left overnight will be investigated and removed as soon as possible.

Clubhouse and Field Access: Clubhouse security will be provided for at least four hours prior to each game. With the exception of permitted players' family members, absolutely no one without proper credentials will be given access to the clubhouse, field or press box. Except for uniformed players and staff, all persons entering the clubhouse or field area (including credentialed personnel and permitted players' family members) must present photo identification and be logged in prior to gaining access.

Club security personnel will make random credential checks of photographers and others present on the field. All equipment and bags used by members of the press must be thoroughly inspected before being allowed into a ballpark. All broadcast equipment trunks must be removed from the ballpark immediately following pre-game set-up.

2023 LOS ANGELES ANGELS



77

FERNANDO ROMERO

BORN: DEC. 24, 1994
BIRTHPLACE: SAN JUAN DE LA MAGUANA, DR

OPENING DAY AGE: 28
RESIDES: SAN JUAN DE LA MAGUANA, DR

MLB SERVICE: 102 DAYS
ACQUIRED: SIGNED AS MINOR LEAGUE FREE AGENT, DEC. 13, 2022
SIGNED THRU: 2023; UNDER CLUB CONTROL; 3/4 OPTIONS USED

RHP

HEIGHT >>> 6-0

WEIGHT >>> 215

BATS >>> R

THROWS >>> R

NON-ROSTER INVITEE

ROMERO'S LIFETIME PITCHING RECORD

Year	Club	W-L	ERA	G	GS	CG	GF	SHO	SV	IP	H	R	ER	HR	HB	BB	IBB	SO	WP	BK	BAA
2012	—Twins (DSL)	1-4	4.65	14	6	0	0	0	0	31.0	26	19	16	0	3	14	0	28	6	0	.224
2013	—Twins (GCL)	2-0	1.60	12	6	0	1	0	0	45.0	32	12	8	0	3	13	0	47	2	0	.196
2014	—Cedar Rapids	0-0	3.00	3	3	0	0	0	0	12.0	13	4	4	1	0	5	0	9	2	0	.289
2015	—																				
2016	—Cedar Rapids	4-1	1.93	5	5	0	0	0	0	28.0	18	6	6	0	1	5	0	25	3	1	.186
	Fort Myers	5-2	1.88	11	11	0	0	0	0	62.1	48	15	13	1	3	10	0	65	2	1	.211
2017	—Chattanooga	11-9	3.53	24	23	1	0	1	0	125.0	124	59	49	4	10	45	0	120	4	1	.256
2018	—Rochester	5-6	3.57	16	13	0	1	0	0	90.2	85	40	36	5	3	32	0	69	3	0	.247
	MINNESOTA	3-3	4.69	11	11	0	0	0	0	55.2	60	31	29	6	7	19	1	45	7	0	.279
2019	—Rochester	2-4	4.37	35	1	0	11	0	4	57.2	53	36	28	7	7	29	1	63	12	1	.245
	MINNESOTA	0-1	7.07	15	0	0	7	0	0	14.0	19	12	11	2	1	11	1	18	5	0	.317
2020	—																				
2021	—Yokohama	5-3	3.01	14	14	1	0	1	0	80.2	89	38	27	4	5	30	0	44	4	0	.291
2022	—Yokohama	6-8	4.87	23	18	0	1	0	0	92.1	100	59	50	8	9	35	1	54	5	0	.280
MAJOR TOTALS		3-4	5.17	26	11	0	7	0	0	69.2	79	43	40	8	8	30	2	63	12	0	.287
JAPAN TOTALS		11-11	4.01	37	32	1	1	1	0	173.0	189	97	77	12	14	65	1	98	9	0	.285
MINOR TOTALS		30-26	3.19	120	68	1	13	1	4	451.2	399	191	160	18	30	153	1	426	34	4	.236

2022 SEASON

- ◆ In second season with **Yokohama BayStars** in Japanese Central League, made 23 appearances (18 starts), going 6-8 with a 4.87 ERA (92.1 IP - 50 ER) and 54 strikeouts.
- ◆ Ranked fourth on BayStars staff with 92.1 innings pitched.
- ◆ Began year in BayStars rotation, with his first 18 games all coming as starts, before moving to bullpen, Sept. 19.
- ◆ Was uncscored upon in four of five relief outings, going 1-0 with a 3.60 ERA (5 IP - 2 ER) as a reliever.

CAREER HIGHLIGHTS

- ◆ Made Major League debut with Twins, May 2, 2018, and earned win vs. Toronto (W; 5.2 IP, 4 H, 0 R, 3 BB, 5 SO).
- ◆ Pitched complete game shutout for Yokohama, Sept. 20, 2021 vs. Chunichi (W; 9.0 IP, 6, H, 0 R, 3 BB, 3 SO).
- ◆ Entered 2017 season ranked by *Baseball America* as Twins top pitching prospect.

CAREER TRANSACTIONS

- ◆ Nov. 4, 2011...Signed by **Twins** as international free agent.
- ◆ Dec. 23, 2020...Signed by **Yokohama BayStars** as free agent.
- ◆ Dec. 13, 2022...Signed by **Angels** as minor league free agent.

PERSONAL/MISC

- ◆ Fernando Ernesto Romero.
- ◆ Hobbies include playing pool and fishing.
- ◆ Spent entire 2020 season on Twins restricted list.
- ◆ Missed 2015 season recovering from "Tommy John" surgery.
- ◆ Originally signed by Twins scouts Fred Guerrero and Hector Otero.

ROMERO



78

KENNY ROSENBERG

BORN: JULY 9, 1995

BIRTHPLACE: MILL VALLEY, CA

MLB SERVICE: 13 DAYS

ACQUIRED: FROM TAMPA BAY IN AAA RULE 5 DRAFT, DEC. 8, 2021

SIGNED THRU: 2023; UNDER CLUB CONTROL; 1/3 OPTIONS USED

OPENING DAY AGE: 27

RESIDES: SANTA CLARITA, CA

LHP

HEIGHT >>> 6-1

WEIGHT >>> 195

BATS >>> L

THROWS >>> L

NON-ROSTER INVITEE

ROSENBERG'S LIFETIME PITCHING RECORD

Year	Club	W-L	ERA	G	GS	CG	GF	SHO	SV	IP	H	R	ER	HR	HB	BB	IBB	SO	WP	BK	BAA
2016	—Princeton	0-1	5.87	3	1	0	0	0	0	7.2	8	5	5	1	0	2	0	6	1	0	.286
	Rays (GCL)	1-1	1.31	9	0	0	4	0	2	20.2	15	5	3	1	0	4	0	27	3	0	.208
2017	—Bowling Green	7-7	4.28	24	20	0	2	0	1	113.2	118	62	54	15	4	40	1	133	9	1	.270
2018	—Charlotte	11-2	4.86	25	17	0	0	0	0	113.0	119	67	61	10	7	49	1	106	13	3	.267
2019	—Montgomery	11-4	3.29	25	16	0	2	0	0	134.0	118	52	49	10	4	55	0	108	7	1	.240
	Durham	0-1	7.20	1	1	0	0	0	0	5.0	5	4	4	1	0	4	0	6	0	0	.278
2020	—																				
							DID NOT PLAY - No Minor League Season														
2021	—Rays (FCL)	0-0	4.50	2	2	0	0	0	0	6.0	5	3	3	1	1	1	0	10	0	0	.217
	Montgomery	0-1	3.60	2	2	0	0	0	0	5.0	3	4	2	1	0	4	0	6	0	0	.176
	Durham	4-0	2.35	14	0	0	4	0	1	30.2	26	8	8	4	1	11	1	43	2	0	.239
2022	—Salt Lake	2-5	3.16	14	13	1	0	0	0	62.2	50	27	22	9	4	27	0	62	2	0	.216
	LAA	0-0	4.22	3	1	0	1	0	0	10.2	9	5	5	1	0	6	0	8	0	0	.225
	Angels (ACL)	0-2	7.50	3	2	0	0	0	0	6.0	8	5	5	1	1	1	0	6	0	0	.320
	MAJOR TOTALS	0-0	4.22	3	1	0	1	0	0	10.2	9	5	5	1	0	6	0	8	0	0	.225
	MINOR TOTALS	36-24	3.85	122	74	1	12	0	4	504.1	475	242	216	54	22	198	3	513	37	5	.250

2022 SEASON

- ◆ Began year with Triple-A **Salt Lake**...Made one start for Bees before having contract selected by **Angels**, April 18.
- ◆ Made MLB debut April 18 at Houston, with 1.0 inning pitched in relief...Optioned back to Salt Lake the next day.
- ◆ Ultimately totaled three appearances (one start) for Angels across four Major League stints...Pitched career high 5.0 innings in relief May 31 at Yankee Stadium...Made first start June 19 at Seattle and had 4.2 scoreless IP.
- ◆ Was on Salt Lake's injured list in August and made three rehab appearances for **ACL Angels**.
- ◆ Pitched 9.1 scoreless innings across final two starts of year for Salt Lake, with eight total strikeouts.

CAREER HIGHLIGHTS

- ◆ Made Major League debut with Angels, April 18, 2022 at Houston.
- ◆ Named a 2019 Southern League Mid-Season All-Star...Southern League Pitcher of the Week for July 8-14, 2019.
- ◆ In 2019, ranked among Southern League leaders in wins (11, T1st), ERA (3.29, 4th) and strikeouts (108, 9th).
- ◆ Led 2018 Florida State League with a .846 winning pct., ranked third in wins (11), seventh in SO (106) and 10th with a .267 opp avg.

CAREER TRANSACTIONS

- ◆ June 10, 2016...Selected by **Rays** in eighth round of First-Year Player Draft (signed June 21, 2016).
- ◆ Dec. 8, 2021...Selected from **Rays** by **Angels** in AAA phase of Rule 5 Draft.

PERSONAL/MISC

- ◆ Kenneth Walter Rosenberg...On Twitter: @KRosenberg22.
- ◆ 2023 marks second season as a non-roster invitee to Major League Spring Training (also, 2021 with Rays).
- ◆ Did not get selected to Rays Player Pool for 2020 season.
- ◆ Pitched collegiately at Cal State Northridge...Went 6-1 with a 3.21 ERA (98 IP - 35 ER) and 118 SO in 15 starts as a redshirt sophomore in 2016...Led Big West in strikeouts...Missed 2015 season due to a back injury.
- ◆ Attended Tamalpais HS (Mill Valley, CA), in San Francisco Bay Area.
- ◆ Originally signed by Rays scout Greg Whitworth.

2023 LOS ANGELES ANGELS



43

PATRICK SANDOVAL

BORN: OCT. 18, 1996

BIRTHPLACE: MISSION VIEJO, CA

MLB SERVICE: 2 YEARS, 149 DAYS

ACQUIRED: FROM HOUSTON FOR C MARTÍN MALDONADO, JULY 26, 2018

SIGNED THRU: 2023; UNDER CLUB CONTROL; 2/3 OPTIONS USED

OPENING DAY AGE: 26

RESIDES: MISSION VIEJO, CA

LHP

HEIGHT >>> 6-3

WEIGHT >>> 190

BATS >>> L

THROWS >>> L

SANDOVAL'S LIFETIME PITCHING RECORD

Year	Club	W-L	ERA	G	GS	CG	GF	SHO	SV	IP	H	R	ER	HR	HB	BB	IBB	SO	WP	BK	BAA	
2015	—Astros (GCL)	0-3	6.08	6	6	0	0	0	0	13.1	22	12	9	1	0	4	0	11	3	0	.349	
2016	—Greenville	2-3	5.30	13	8	0	2	0	0	52.2	53	32	31	4	1	25	0	51	2	0	.266	
2017	—Bucs Creek	0-1	10.13	1	0	0	0	0	0	2.2	4	3	3	0	0	1	0	2	0	0	.333	
	Tri-City	1-1	3.79	4	4	0	0	0	0	19.0	19	8	8	0	0	6	0	28	2	0	.257	
	Quad Cities	2-2	3.83	9	7	0	2	0	1	40.0	38	25	17	1	1	16	0	48	7	0	.244	
2018	—Quad Cities	7-1	2.49	14	10	0	1	0	1	65.0	58	22	18	4	0	11	0	71	2	0	.231	
	Bucs Creek	2-0	2.74	5	3	0	1	0	1	23.0	12	8	7	1	1	4	0	26	2	1	.156	
	Inland Empire	1-0	0.00	3	3	0	0	0	0	14.2	6	0	0	0	0	1	6	0	21	1	1	.118
	Mobile	1-0	1.37	4	4	0	0	0	0	19.2	12	3	3	0	0	8	0	27	3	1	.174	
2019	—Mobile	0-3	3.60	5	4	0	1	0	0	20.0	14	10	8	1	0	7	0	32	7	0	.187	
	Salt Lake	4-4	6.41	15	15	0	0	0	0	60.1	84	62	43	7	2	35	0	66	4	1	.319	
	LAA	0-4	5.03	10	9	0	0	0	0	39.1	35	22	22	6	1	19	0	42	4	1	.240	
2020	—LAA	1-5	5.65	9	6	0	0	0	0	36.2	37	26	23	10	0	12	0	33	2	0	.252	
2021	—LAA	3-6	3.62	17	14	0	2	0	1	87.0	69	38	35	11	4	36	0	94	3	0	.215	
2022	—LAA	6-9	2.91	27	27	1	0	1	0	148.2	139	56	48	8	5	60	0	151	6	0	.246	
MAJOR TOTALS		10-24	3.70	63	56	1	2	1	1	311.2	280	142	128	35	10	127	0	320	15	1	.237	
MINOR TOTALS		20-18	4.01	79	64	0	7	0	3	330.1	322	185	147	19	6	123	0	383	33	4	.250	

Disabling Injuries: 2021 — Left lumbar spine stress reaction; disabled Aug. 18 (retro to Aug. 15) - end of season

2022 SEASON

- ◆ Set career bests in nearly every pitching category, in fourth season with **Angels**...Made Opening Day roster for second time in career (also, 2020).
- ◆ Recorded first career complete game and first career shutout, Aug. 19 at Detroit...Allowed just four hits while striking out nine, walking none and facing just one batter over the minimum across 97 pitches (73 strikes).
- ◆ In last 11 starts, pitched to a 1.95 ERA (64.2 IP - 14 ER) and 60 strikeouts, while allowing two-or-fewer earned runs in 10 of 11 contests...His ERA ranked fourth in A.L. in that span (since July 29, min. 50 IP).
- ◆ Led American League (min. 100 IP) with a 0.48 HR/9 innings rate, allowing just eight homers on the year - all to right-handed batters...Did not allow a HR in any of his first nine starts, which was longest streak to begin a season in Angels history and longest overall streak for LAA since John Lackey had a nine game streak in 2005.
- ◆ Ranked ninth in A.L. (min. 100 IP) with a 29.6% swing & miss rate.
- ◆ Generated a 44.5% whiff rate on his changeup, which was second-highest rate for any pitch in the Majors (min. 175 PA), trailing only Framber Valdez's curveball (45.4%).
- ◆ Was the first starter in Angels history (excluding openers) to post a 0.00 ERA through his first three starts... Previous low ERA over a Halos pitchers' first three starts of a year was 0.44 by Kirk McCaskill in 1989. (ELIAS)
- ◆ Compiled fourth longest streak without an earned run (15.0 IP) by a starting pitcher to begin a season in Angels history...Came up 4.0 innings shy of Club record 19.0 IP by Nolan Ryan (1978) and Ken McBride (1962). (ELIAS)

WHIFF RATE LEADERS

Highest swing-and-miss rate by pitch type, during 2022 season (min. 175 PA)

Player, Team (pitch type)	Whiff%
1. Framber Valdez, HOU (curveball)	45.4%
2. PATRICK SANDOVAL, LAA (changeup)	44.5%
3. Kevin Gausman, TOR (splitter)	44.5%
4. Gerrit Cole, NYY (slider)	44.2%
5. Dylan Cease, CWS (slider)	43.3%



MAJOR LEAGUE SUMMARY

2021

- ◆ Started season at **Alternate Training Site** before being recalled by **Angels** May 3...First three appearances came in relief before joining rotation May 17.
- ◆ Allowed three-or-fewer runs in 12 of 14 starts and two-or-fewer earned runs in 10 of 14 starts.
- ◆ Ranked fourth in American League (min. 75 IP) with a 33.9% swing-and-miss rate...Among Major League left-handers, only Clayton Kershaw (34.7%) had a higher swing-and-miss rate.
- ◆ Held opponents to a .196 (49/250) batting average against off-speed pitches.
- ◆ On July 24 at Minnesota, came within two outs of tossing a no-hitter before allowing a one out double to Brent Rooker in the 9th inning...Set single game career highs with 8.2 innings pitched and 13 strikeouts in the game (W; 8.2 IP, 1 H, 1 ER, 1 BB, 13 SO)...Marked first time an Angels no-hit bid was broken up in the 9th inning since John Lackey (8.1 IP) on July 29, 2008 at Boston.
- ◆ Won back-to-back decisions in starts on June 13 and June 19, after an Angels record streak of 19 consecutive winless starts.
- ◆ Earned first career save on May 7 vs. Dodgers after working final 3.1 innings of Angels 9-2 victory...Marked Angels first 10+ out save since Jerome Williams (4 IP) on July 30 at Texas and first at home since Chris Bootcheck (4 IP) on May 28, 2005 vs. Kansas City.

A SWING AND A MISS

Most Single-Game Swings and Misses (since 2008)

T1. 35 - Danny Duffy, KC - Aug. 1, 2016 at TB
 T1. 35 - Clayton Kershaw, LAD - Sept. 2, 2015 vs. SF
 T1. 35 - Jacob deGrom, NYM - Sept. 6, 2020 vs. PHI
 4. 33 - Max Scherzer, WSH - May 11, 2016 vs. DET
T5. 32 - Patrick Sandoval, LAA - June 6, 2021 vs. SEA
 T5. 32 - Gerrit Cole, NYY - Sept. 1, 2021 at LAA

2020

- ◆ Entered year ranked by *Baseball America* as #6 prospect in **Angels** organization.
- ◆ In second Major League season, made nine appearances (six starts) for Angels across three stints in Majors.
- ◆ Made Opening Day roster for first time in career.
- ◆ Earned first Major League win Sept. 23 at San Diego after tossing three scoreless innings in relief...Victory came in 18th career Major League appearance...His 70.1 career innings pitched entering the game were the most in Angels history at the time of earning a first career win.
- ◆ Held opponents to a .108 (4/37) average against his slider.
- ◆ Pitched to a 3.18 ERA (11.1 IP - 4 ER) in three relief outings, compared with a 6.75 ERA (25.1 IP - 19 ER) in six starts.

2019

- ◆ Made Major League debut in relief with **Angels** (after Taylor Cole opened), Aug. 5 at Cincinnati (5 IP, 3 H, 2 ER, 2 BB, 8 SO)...Eight strikeouts were second-most in MLB debut in Angels history (Rudy May - 10 SO, Apr. 18, 1965 vs. DET).
- ◆ Had at least eight strikeouts in two of first five Major League outings, joining Bo Belinsky and Jered Weaver as only Angels to do so.
- ◆ Held opponents to a .063 (1/16) average against his curveball and a .196 (7/46) average against his changeup.
- ◆ Began year with Double-A **Mobile** and held opponents to a .187 (14/75) average across five appearances with 32 strikeouts across 20 innings pitched before being promoted to Triple-A **Salt Lake** May 4.
- ◆ Totaled 15 starts for Bees and compiled 66 strikeouts in 60.1 innings...Allowed three-or-fewer earned runs in 10 of 15 games.

NOTABLE MINOR LEAGUE AWARDS AND HONORS

- ◆ **2018** Midwest League Mid-Season All-Star.

CAREER TRANSACTIONS

- ◆ June 10, 2015...Drafted by **Astros** in 11th round of 2015 First-Year Player Draft (signed July 7, 2015).
- ◆ July 26, 2018...Traded by **Astros** with international pool space to **Angels** for C Martín Maldonado.

PERSONAL/MISC

- ◆ Patrick Jordan Sandoval...On Twitter: @P_Sandoval16.
- ◆ Attended 2022 Angels PLAY Campaign Baseball Clinic, with Brandon Marsh and members of the Angels training and strength & conditioning staff.
- ◆ In 2021, participated in Angels virtual Adopt-A-School program by video chatting with local elementary school students.
- ◆ Represented Angels at Honda Center, Jan. 29, 2020 for Anaheim Ducks' "Angels Night" alongside Joe Maddon, Griffin Canning, David Fletcher and Ty Buttrey.



2023 LOS ANGELES ANGELS

- ◆ Attended Mission Viejo HS (CA), where he played baseball and football (was a wide receiver and punter)...In 2014 played for Mission Viejo in CIF-SS West Valley Finals football game at Angel Stadium in a victory over Vista Murrieta HS.
- ◆ Committed to play college baseball at USC, before signing with Astros following 2015 First-Year Player Draft.
- ◆ Regularly attended games at Angel Stadium with family growing up...Favorite team was Los Angeles Dodgers.
- ◆ Wrote an elementary school book report on his favorite childhood baseball player, Albert Pujols.
- ◆ Originally signed by Astros scout Brad Budzinski.

MAJOR LEAGUE HITTING TOTALS

	AVG	AB	R	H	2B	3B	HR	RBI	SH	SF	HBP	BB	IBB	SO	SB	CS	GDP	SLG	OBP
CAREER	.167	6	1	1	0	0	0	0	0	0	0	0	0	4	0	0	0	.167	.167

CAREER FIELDING

POS	PCT	G	PO	A	E	TC	DP
P	.956	63	13	30	2	45	1

SANDOVAL'S CAREER HIGHS

SEASON	GAME
Wins 6 — 2022	SO 13 — 7/24/21 at MIN
Losses 9 — 2022	IP 9.0 — 8/19/22 at DET
ERA 2.91 — 2022	R 6 — Twice; last, 5/29/22 vs. TOR
IP 148.2 — 2022	ER 5 — 5 times; last, 7/23/22 at ATL
SO 151 — 2022	BB 6 — 7/30/21 vs. OAK
	H 8 — 6 times; last, 7/23/22 at ATL



SANDOVAL



63

CHASE SILSETH

BORN: MAY 18, 2000
BIRTHPLACE: FARMINGTON, NM
MLB SERVICE: 40 DAYS
ACQUIRED: SELECTED IN 11TH ROUND OF 2021 FIRST-YEAR PLAYER DRAFT
SIGNED THRU: 2023; UNDER CLUB CONTROL; 1/3 OPTIONS USED

OPENING DAY AGE: 22
RESIDES: FARMINGTON, NM

RHP

HEIGHT >>> 6-0

WEIGHT >>> 215

BATS >>> R

THROWS >>> R

SILSETH'S LIFETIME PITCHING RECORD

Year	Club	W-L	ERA	G	GS	CG	GF	SHO	SV	IP	H	R	ER	HR	HB	BB	IBB	SO	WP	BK	BAA
2021	— Angels (ACL)	0-0	4.50	1	0	0	0	0	0	2.0	1	1	1	0	0	1	0	4	0	0	.143
	Rocket City	0-2	13.50	2	2	0	0	0	0	3.1	6	6	5	1	0	0	0	3	1	0	.353
2022	— Rocket City	7-0	2.28	15	15	0	0	0	0	83.0	52	23	21	11	4	27	0	110	5	0	.182
	LAA	1-3	6.59	7	7	0	0	0	0	28.2	33	21	21	7	1	12	0	24	2	0	.287
MAJOR TOTALS		1-3	6.59	7	7	0	0	0	0	28.2	33	21	21	7	1	12	0	24	2	0	.287
MINOR TOTALS		7-2	2.75	18	17	0	0	0	0	88.1	59	30	27	12	4	28	0	117	6	0	.191

2022 SEASON

- ◆ Began season at Double-A **Rocket City** and went 2-0 with a 1.73 ERA (26 IP - 5 ER) and 37 strikeouts in five starts, before receiving first big league promotion...At that time, among Southern League leaders, he was third in strikeouts, opponent batting average (.169) and WHIP (0.85) and fourth in ERA.
- ◆ Named April's Southern League Pitcher of the Month...Went 2-0 with a 1.35 ERA (20 IP - 3 ER) in four starts...Struck out 27 batters in 20 innings and held opponents to a .188 average (13/69).
- ◆ Made Major League debut with **Angels** May 13 at Oakland and earned win (W; 6 IP, 1 H, 0 R, 2 BB, 4 SO)...Joined Jered Weaver as only Angels to work 6+ scoreless innings in an MLB debut and joined Rudy May as Halos to work 6+ innings and allow one hit in a debut...At 21 years, 360 days old during debut, was youngest player to pitch for Angels since José Suarez in 2019.
- ◆ Was first player from the 2021 MLB Draft to reach Major Leagues...First player born in 2000s to play for Angels.
- ◆ Ultimately totaled seven starts for Angels across three Major League stints.
- ◆ After being optioned to Rocket City, July 31, finished year with seven starts for Trash Pandas, going 5-0 with a 2.53 ERA (42.2 IP - 12 ER) and 56 strikeouts, while holding opponents to a .167 (24/144) average.
- ◆ Twice honored as Southern League Pitcher of the Week...For Apr. 18-24, earned win in start at Tennessee (W; 6 IP, 3 H, 1 ER, 1 BB, 7 SO)...For week of Aug. 29 - Sept. 4, made two starts, going 2-0 with a 1.38 ERA (13 IP - 2 ER) and 21 strikeouts, while allowing just two total hits.
- ◆ Made one postseason start for Rocket City, taking no-decision in Game 2 of Southern League Semifinals.

NOTABLE MINOR LEAGUE AWARDS AND HONORS

- ◆ **2022** *miLB.com* Organization All-Star...Southern League Pitcher of the Month (April)...Southern League Pitcher of the Week (April 18-24 & Aug. 29 - Sept. 4)

CAREER TRANSACTIONS

- ◆ July 13, 2021...Selected by **Angels** in 11th round of 2021 First-Year Player Draft (signed July 31, 2021).

PERSONAL/MISC

- ◆ Chase Robert Silseth...On Twitter: @Chase_Silseth.
- ◆ Made 18 collegiate starts for 2021 Pac-12 Champion Arizona Wildcats and earned Pac-12 All Conference honors...Logged an 8-1 record and struck out a team-high 105 batters, which ranked third in the Conference of Champions...Started for Wildcats in College World Series opener against Vanderbilt.
- ◆ Pitched in five games during 2020 season at College of Southern Nevada...Pitched in 18 games during freshman collegiate season at University of Tennessee in 2019.
- ◆ Attended Piedra Vista HS (Farmington, NM).
- ◆ Enjoys hiking, hunting, and cooking in his free time.
- ◆ Originally signed by Angels scout Jayson Durocher.

CAREER FIELDING

POS	PCT	G	PO	A	E	TC	DP
P	1.000	7	1	1	0	2	0

2023 LOS ANGELES ANGELS



59

JOSÉ SORIANO

BORN: OCT. 20, 1998

OPENING DAY AGE: 24

BIRTHPLACE: SANTO DOMINGO, DR

RESIDES: BOCA CHICA, DR

ACQUIRED: RETURNED FROM PITTSBURGH (2020 RULE 5 PICK), NOV. 14, 2021

SIGNED THRU: 2023; UNDER CLUB CONTROL; 0/3 OPTIONS USED

RHP

HEIGHT >>> 6-3

WEIGHT >>> 220

BATS >>> R

THROWS >>> R

SORIANO'S LIFETIME PITCHING RECORD

Year	Club	W-L	ERA	G	GS	CG	GF	SHO	SV	IP	H	R	ER	HR	HB	BB	IBB	SO	WP	BK	BAA
2016	— Angels (DSL)	3-5	1.58	14	14	0	0	0	0	57	37	22	10	2	7	30	0	45	8	0	.187
2017	— Angels (AZL)	2-2	2.94	12	10	0	0	0	0	49	43	23	16	2	2	14	0	37	9	1	.234
	Orem	0-0	2.70	1	1	0	0	0	0	3.1	4	1	1	0	0	4	0	2	0	0	.308
2018	— Burlington	1-6	4.47	14	14	0	0	0	0	46.1	34	24	23	1	4	35	0	42	10	1	.217
2019	— Burlington	5-6	2.55	17	15	0	0	0	0	77.2	53	31	22	5	2	48	0	84	9	0	.197
	Angels (AZL)	0-1	1.93	3	3	0	0	0	0	4.2	5	5	1	0	0	3	0	8	2	0	.263
2020	—	<i>DID NOT PLAY - No Minor League Season</i>																			
2021	— Bradenton (1)	0-0	14.73	2	2	0	0	0	0	3.2	6	7	6	0	0	3	0	6	0	0	.353
2022	— Angels (ACL)	0-0	0.00	4	4	0	0	0	0	8.0	4	0	0	0	0	2	0	11	0	0	.148
	Inland Empire	0-0	5.40	3	3	0	0	0	0	5.0	6	3	3	0	0	2	0	6	1	0	.286
MINOR TOTALS		11-20	2.90	70	66	0	0	0	0	254.2	192	116	82	10	15	141	0	241	39	2	.212

(1) rehab assignment

Disabling Injuries: 2021 — Recovering from Tommy John surgery, disabled Feb. 17 - end of season

2022 SEASON

- ◆ Began season on minor league injured list before making season debut on a minor league rehab assignment with **ACL Angels**...Made four starts in Complex League and pitched 2.0 scoreless innings in each contest, allowing just four hits and two walks while striking out 11.
- ◆ Joined Low-A **Inland Empire** Aug. 25 and made three starts for 66ers, allowing three earned runs across 5.0 innings of work.
- ◆ Did not pitch for 66ers during postseason series vs. Lake Elsinore.

MAJOR LEAGUE SUMMARY

2021

- ◆ Spent entire season on **Pirates** injured list, recovering from Tommy John surgery.
- ◆ Pitched in two games on rehab assignment with Low-A Bradenton, but remained on IL after experiencing right elbow discomfort during last start May 25 vs. Palm Beach.

NOTABLE MINOR LEAGUE AWARDS AND HONORS

- ◆ **2019** Midwest League Mid-Season All-Star

CAREER TRANSACTIONS

- ◆ March 4, 2016...Signed by **Angels** as international free agent.
- ◆ Dec. 10, 2020...Selected by **Pirates** in Rule 5 Draft (Major League phase) from **Angels** Triple-A roster.
- ◆ Nov. 14, 2021...Returned by **Pirates** to **Angels**.

PERSONAL/MISC

- ◆ Jose Joaquin Soriano Santana.
- ◆ Was first overall selection in 2020 Rule 5 Draft by Pittsburgh and was returned to Angels following 2021 season.
- ◆ Underwent Tommy John surgery, Jan. 30, 2020 (Dr. Brian Schulz).
- ◆ Pitched 3.2 innings as starter as part of Burlington's 10-inning combined no-hitter, Aug. 27, 2019 vs. Beloit... Combined with Parker Joe Robinson (1.1 IP), Hector Yan (3.0 IP) and Chad Sykes (2 IP) to complete the no-hitter.
- ◆ Originally signed by Angels scouts Domingo Garcia and Alfredo Ulloa.

SORIANO



13

LIVAN SOTO

BORN: JUNE 22, 2000

BIRTHPLACE: VALENCIA, VZ

MLB SERVICE: 19 DAYS

ACQUIRED: SELECTED IN SECOND ROUND OF 2016 FIRST-YEAR PLAYER DRAFT

SIGNED THRU: 2023; UNDER CLUB CONTROL; 0/3 OPTIONS USED

OPENING DAY AGE: 22

RESIDES: ORLANDO, FL

INFIELDER

HEIGHT >>> 6-0

WEIGHT >>> 160

BATS >>> L

THROWS >>> R

SOTO'S LIFETIME PLAYING RECORD

Year	Club	AVG	G	AB	R	H	2B	3B	HR	RBI	SH	SF	HBP	BB	IBB	SO	SB	CS	GDP	SLG	OBP	E
2017	— Braves (GCL)	.225	47	173	24	39	5	0	0	14	3	3	2	27	0	26	7	3	3	.254	.332	12
2018	— Orem	.291	44	172	31	50	10	0	0	11	0	1	3	24	0	24	9	3	4	.349	.385	20
2019	— Burlington	.220	64	245	24	54	5	0	1	20	2	2	1	32	0	40	6	2	7	.253	.311	10
	Angels (AZL)	.214	7	28	4	6	2	0	0	1	0	0	0	1	0	4	0	2	1	.286	.241	2
2020	— LAA	DID NOT PLAY — No Minor League Season																				
2021	— Tri-City	.217	91	360	49	78	14	8★	7	36	0	5	2	39	0	99	14	5	5	.358	.293	13
	Rocket City	.225	12	40	3	9	1	0	0	4	0	0	1	3	0	11	0	0	0	.250	.296	1
2022	— Rocket City	.281	119	456	69	128	17	1	6	57	5	6	5	71	0	102	18	8	10	.362	.379	12
	LAA	.400	18	55	9	22	5	1	1	9	1	1	0	2	0	13	1	1	1	.582	.414	2
MINOR TOTALS		.247	384	1474	204	364	54	9	14	143	10	17	14	197	0	306	54	23	30	.324	.338	36

2022 SEASON

- ◆ Saw first big league action of career after starting the season with Double-A **Rocket City**...In 119 games with the Trash Pandas, led the Club in average (.281; min. 200 PA), hits (128), runs (69) and walks (71) and finished second in RBI (57)...Tabbed as the Southern League Player of the Week (July 10).
- ◆ Had contract selected by the **Angels** Sept. 17 and made major league debut that day...Tallied first career hit and home run the following day vs. Seattle...Following call up, paced the Angels in average (.400) and was tied with Trout for second in RBI...Became first position player in Angels history born in the 2000s.
- ◆ Had a total of nine multi-hit games after joining Angels, including four consecutive from Sept. 23-27...Became the first Angel to have four consecutive multi-hit games since David Fletcher from July 5-9, 2021.
- ◆ Entered 2022 ranked by *Baseball America* as Angels #19 prospect.

NOTABLE MINOR LEAGUE AWARDS AND HONORS

- ◆ **2022** Southern League Player of the Week (July 10).

CAREER TRANSACTIONS

- ◆ July 2, 2016...Signed by the **Braves** as an international free agent.
- ◆ Dec. 16, 2017...Signed by the **Angels** as an international free agent.

PERSONAL/MISC

- ◆ Livan Enrique Soto.
- ◆ Originally signed by Braves scout Rolando Petit.



2023 LOS ANGELES ANGELS



33

MAX STASSI

BORN: MARCH 15, 1991
BIRTHPLACE: WOODLAND, CA
MLB SERVICE: 6 YEARS, 49 DAYS
ACQUIRED: FROM HOUSTON FOR OF RAIDER UCETA AND OF RAINIER RIVAS, JULY 31, 2019
SIGNED THRU: 2025; 3RD-YEAR ARB. ELIGIBLE; 3/3 OPTIONS USED

OPENING DAY AGE: 32
RESIDES: YUBA CITY, CA

CATCHER

HEIGHT >>> 5-10

WEIGHT >>> 210

BATS >>> R

THROWS >>> R

STASSI'S LIFETIME PLAYING RECORD

Year	Club	AVG	G	AB	R	H	2B	3B	HR	RBI	SH	SF	HBP	BB	IBB	SO	SB	CS	GDP	SLG	OBP	E
2009	— Athletics (AZL)	.000	1	1	0	0	0	0	0	0	0	0	0	1	0	1	0	0	0	.000	.500	0
	Vancouver	.286	13	49	3	14	4	0	0	8	0	0	2	2	0	11	0	0	3	.340	.367	0
2010	— Kane County	.229	110	411	54	94	21	1	13	51	1	3	5	45	1	141	3	3	12	.380	.310	14
2011	— Stockton	.231	31	121	22	28	6	0	2	19	0	0	2	16	0	22	1	1	4	.331	.331	-
2012	— Stockton	.268	84	314	48	84	18	0	15	45	0	11	8	27	0	83	3	1	5	.468	.331	5
2013	— Corpus Christi	.277	76	289	40	80	20	1	17	60	2	5	8	19	1	68	1	1	11	.529	.333	6
	HOUSTON	.286	3	7	0	2	0	0	0	1	0	0	1	0	0	2	0	0	1	.286	.375	0
2014	— Oklahoma City	.247	101	392	49	97	20	2	9	45	3	2	6	22	1	103	1	0	14	.378	.296	3
	HOUSTON	.350	7	20	2	7	2	0	0	4	0	0	0	0	0	6	0	0	0	.450	.350	1
2015	— Fresno	.211	84	294	37	62	8	2	13	43	2	3	3	26	1	93	1	1	4	.384	.279	2
	HOUSTON	.400	11	15	4	6	0	0	1	2	1	0	0	1	0	5	0	0	1	.600	.438	0
2016	— Fresno	.230	69	243	21	56	12	1	7	32	1	0	2	20	0	65	1	0	7	.374	.294	1
	HOUSTON	.077	9	13	1	1	0	0	0	0	0	0	0	0	5	0	0	0	0	.077	.077	0
2017	— Fresno	.266	73	241	54	64	14	0	12	33	0	0	8	38	0	67	1	1	5	.473	.383	3
	HOUSTON	.226	88	221	28	50	13	0	8	27	0	0	6	23	0	74	0	0	6	.394	.316	1
	Corpus Christi (1)	.444	3	9	5	4	1	0	2	4	0	0	1	3	0	3	0	0	0	1.222	.615	0
2018	— HOUSTON	.226	88	221	28	50	13	0	8	27	0	0	6	23	0	74	0	0	6	.394	.316	2
2019	— HOUSTON	.167	37	90	4	15	1	0	1	3	0	0	1	7	0	34	0	0	1	.211	.235	2
	Round Rock (1)	.375	2	8	1	3	1	0	1	3	0	0	0	1	0	2	0	1	0	.875	.444	1
	Corpus Christi (1)	.375	2	8	1	3	1	0	1	2	0	0	0	0	0	3	0	0	0	.875	.375	0
	LAA	.071	20	42	3	3	0	0	0	2	0	2	0	5	0	15	0	0	2	.071	.163	0
2020	— LAA	.278	31	90	12	25	2	0	7	20	0	3	1	11	0	21	0	0	5	.533	.352	1
2021	— LAA	.241	87	282	45	68	11	1	13	35	0	1	8	28	0	101	0	0	8	.426	.326	4
	Salt Lake (1)	.308	4	13	1	4	2	0	0	2	0	0	0	2	0	5	0	0	0	.462	.400	0
2022	— LAA	.180	102	333	32	60	12	1	9	30	1	1	2	38	0	112	0	0	12	.303	.267	7
	Inland Empire (1)	.375	2	8	2	3	1	0	1	2	0	0	0	0	0	2	0	0	0	.875	.375	0
MAJOR TOTALS		.212	403	1137	136	241	42	2	41	128	2	8	19	119	0	379	0	0	38	.361	.295	18
MINOR TOTALS		.248	655	2401	338	596	129	7	93	349	9	24	45	222	4	669	12	9	65	.424	.321	11

(1) rehab assignment

Disabling Injuries: **2022** — No designation; disabled May 10 - 23
2021 — Left thumb sprain; disabled April 13 - 28
 Concussion; disabled May 6 (retro to May 5) - June 1
2020 — Right quad strain and knee bruise; disabled Aug. 21 - Sept. 6
2019 — Left knee soreness; disabled May 26 - June 21
2017 — Left hand inflammation; disabled Aug. 25 - Nov. 2

2022 SEASON

- ◆ Finished fourth season with the **Angels** posting second-highest career totals in hits (60), doubles (12), home runs (9) and RBI (30)...Set a new career mark for games played (102).
- ◆ Angels pitchers fashioned a 3.58 ERA when he was behind the plate...Matched a career-high with 10 catcher caught stealing (also, 2018)...21.4 caught stealing percentage was best mark since 2018 with Houston (23.8).
- ◆ Signed a three-year extension prior to the season.
- ◆ Matched career high with four hits May 29 vs. Toronto.



CAREER SUMMARY

- ◆ Entering 11th big league season, all as a member of the A.L. West (2013-18 with the Astros and 2018-23 with the Angels)...According to *FanGraphs.com*, since the start of the 2018 season, his 38.1 framing rate is the second best by a catcher in the Majors, trailing only Austin Hedges (43.5), while his 55.4 Defensive Rating ranks fifth and 24 DRS are third best...Made big league debut with Houston Aug. 20, 2013 vs. Texas, going 2-for-3...Started the game as the designated hitter...Singled in second career at-bat off Jason Frasor.

MAJOR LEAGUE SUMMARY

2021

- ◆ In third season with the **Angels**, established new career highs in hits, home runs, triples, RBI, runs scored and walks...Appeared in 87 games, one shy of matching a career high (88 in 2018)...13 home runs were the most by an Angels catcher since Martin Maldonado's 14 in 2017...Was the first Halo catcher to log 13+ HR and 25+ walks in a season since Mike Napoli in 2009.
- ◆ According to *FanGraphs.com*, led the Majors with a 12.0 frame rate, 2.3 better than any other backstop in the Majors (min. 500 innings)...10 defensive runs saved (DRS) ranked second on the club trailing only David Fletcher (13 DRS) while his 17.1 defensive rating was tops on the team (Luis Rengifo's 3.6 at second base ranked second on the Club)...10 DRS were tied for fourth in the Majors by a catcher (min. 500 innings).
- ◆ Hit .296 with six home runs and 16 RBI prior to the All-Star Break...Became the third Angels catcher to hit .295 prior to the Midsummer Classic (min. 100 PA), joining Don Slaught (1996) and Bengie Molina (2000 & 2005).

2020

- ◆ Despite shortened season, posted second most hits, home runs and RBI of career...Set new career highs in batting average, on-base percentage, slugging and OPS (min. 25 AB) during his second season with the **Angels**...Slugged .659 vs. left-handed pitching.
- ◆ Logged a career-high 1.2 bWAR, good for sixth on the team...Posted two DRS, tied for second on the Club and were tied for seventh by a big league catcher (min. 200 innings)
- ◆ Went 4-for-4 with two home runs, two runs scored and three RBI Sept. 22nd at Petco Park...Marked first career multi-home run game...Fourth Angels catcher to have at least four hits and two homers in a game joining Lance Parrish in 1990, Andy Allanson in 1995 and Bengie Molina in 2000.

2019

- ◆ Started season with **Astros** and played two stints in Houston...Played two games with both Triple-A **Round Rock** and Double-A **Corpus Christi**.
- ◆ During brief stint in the minors batted to a .375 (6/16) average with two doubles, two home runs, five RBI and a 1.287 OPS.
- ◆ Ranked third in league in strike rate (53.3%) and tied for 11th in runs from extra strikes (6) per *Baseball Savant*.
- ◆ Traded to **Angels** for OF Rainier Rivas and OF Raider Uteca...Played 20 games for Angels to close out season.
- ◆ Underwent right hip surgery at the end of the season.

2018

- ◆ Was named **Astros** Rookie of the Year by the Houston chapter of the BBWAA.
- ◆ Ranked second in league in runs from extra strikes (10) and third in strike rate (51.8%), per *Baseball Savant*...Made only two errors at catcher in 82 games for a .997 fielding percentage.
- ◆ Hit .340 (16/47) with four home runs, 20 RBI and 1.116 OPS with RISP...Hit to a .340 (17/50) in the month of May with nine runs, three home runs, 10 RBI, 32 TB and a 1.017 OPS.

2017

- ◆ Opened season with Triple-A **Fresno**...Posted a .266 (64/241) BA with 54 runs, 14 doubles, 12 home runs, 33 RBI and 114 TB.
- ◆ Went 2-for-4 with a homer and two RBI in his first Major League game of the season.
- ◆ Spent three games with Double-A **Corpus Christi** on a rehab assignment...Batted to a .444 (4/9) average with two home runs, four RBI and a 1.838 OPS.

2016

- ◆ Played majority of the year with **Fresno**...Batted .230 (56/243) with 12 doubles, seven home runs, 32 RBI and 20 walks.
- ◆ Had three stints in the Majors and played in nine total games.

2023 LOS ANGELES ANGELS

2015

- ◆ Played 83 games with **Fresno** to start the season...Had 13 home runs and 43 RBI with the Grizzlies.
- ◆ Made nine appearances for the **Astros** and batted .400 (6/15) with two RBI and a 1.038 OPS.
- ◆ Hit his first career home run on Sept. 19 vs. Oakland.
- ◆ Held a .290 (20/69) BA in the month of August with 13 runs, five extra base hits and 16 RBI.

2014

- ◆ Entered season ranked as Astros No. 19 prospect.
- ◆ Made first Major League start at catcher on Sept. 10 at Seattle...Was also RHP Nick Tropeano's ML debut.
- ◆ Recorded a hit in five of his seven games with **Astros**...Batted .350 (7/20) with two doubles, four RBI with a .800 OPS.
- ◆ Played majority of the season with Triple-A **Oklahoma City** batting .247 (97/392) with 20 doubles, nine home runs, 45 RBI and 22 walks...Was named PCL Midseason All-Star.

2013

- ◆ Played majority of the season with Double-A **Corpus Christi**...Batted .277 (80/289) with 40 runs, 20 doubles, 17 home runs 60 RBI and a .863 OPS.
- ◆ Named TOPPS Texas League Player of the Month and Hooks Player of the Month for July...Batted .333 (29/87) over the course of the month with 17 runs, 11 home runs, 24 RBI and a 1.185 OPS.
- ◆ Made ML debut on Aug. 20 at Texas...Started at DH and went 2-for-3.
- ◆ Was named Player of the Week for Texas League twice (July 22 & Aug. 5)...Named MiLB Organization All-Star.

NOTABLE MINOR LEAGUE AWARDS AND HONORS

- ◆ **2017** Pacific Coast League Mid-Season All-Star
- ◆ **2014** Pacific Coast League Mid-Season All-Star
- ◆ **2013** MiLB.com Organization All-Star... Texas League Player of the Week (July 22 & Aug. 5)... Texas League Post-Season All-Star
- ◆ **2012** MiLB.com Organization All-Star... California League Player of the Week (July 23)
- ◆ **2010** Midwest League Mid-Season All-Star

CAREER TRANSACTIONS

- ◆ June 10, 2009...Selected by **A's** in fourth round of 2009 First-Year Player Draft (signed Aug. 17, 2009).
- ◆ Feb. 4, 2013...Traded by **A's** to **Astros** with INF Chris Carter and RHP Brad Peacock for INF Jed Lowrie and RHP Fernando Rodriguez.
- ◆ July 31, 2019...Traded by **Astros** to **Angels** for OF Raider Uceta and OF Rainier Rivas.

PERSONAL/MISC

- ◆ Max Robert Stassi... On Twitter @MaxStassi10.
- ◆ During the 2020 offseason, held a Zoom call along to lift the spirits of patients at the Children's Hospital of Orange County (CHOC).
- ◆ Selected by the Oakland A's in the fourth round of the 2009 draft...Signed by Jermaine Clark.
- ◆ Son of Jim Stassi who spent two seasons in the Giants organization (1982-83), brother of Brock Stassi, who last played 2021 season in Phillies organization, was drafted in the 33rd round by the Phillies in 2011...Is the great-nephew of Myril Hoag who played 13 seasons in Majors...Grandfather played for the Hollywood Stars in the 1940's while his great grandfather, Sam Stassi, played for the San Francisco Seals.
- ◆ Played with Team USA in 2006, winning gold in the Pan American Games, held in Barquisimeto, Venezuela.
- ◆ Along with his brother, Brock, held six charity events titled "Homers for the Hungry" which raised more than \$100,000 for local food banks.
- ◆ Attended Yuba City High School and graduated in 2009...Batted .538 his senior year with 38 RBI and was named Tri-County Conference Co-Player of the Year...Finished high school with an overall .513 BA...Had committed to play UCLA before being drafted in the fourth round of the 2009 draft.
- ◆ *Baseball America* ranked him as the Best Pure Hitter and Best Strike-Zone Judgement in his high school class.

MISCELLANEOUS STATS

CAREER MULTIPLE HOME RUN GAMES (1)

TWO-HR GAMES (1)

Sept. 22, 2020 at SD

STASSI



CAREER FIELDING

POS	PCT	G	PO	A	E	TC	DP	PB
P	---	1	0	0	0	0	0	0
C	.995	281	2131	99	11	2241	9	23
1B	1.000	4	8	0	0	8	0	0

STASSI'S CAREER HIGHS

	SEASON		GAME
AVG	.278 — 2020	H	4 — two times; last, 5/29/22 vs. TOR
H	68 — 2021	HR	2 — 9/22/20 at SD
R	45 — 2021	R	3 — 2 times; last, 6/7/21 vs. KC
BB	28 — 2021	BB	3 — 4/11/22 vs. MIA
2B	13 — 2018	2B	2 — 5/7/18a at OAK
HR	13 — 2021	RBI	3 — 13 times; last, 7/24/22 at ATL
RBI	35 — 2018	Hit Streak	9 — July 25 - Aug. 5, 2021

STASSI



2023 LOS ANGELES ANGELS



38

MICHAEL STEFANIC

BORN: FEB. 24, 1996
BIRTHPLACE: BOISE, ID
MLB SERVICE: 48 DAYS

OPENING DAY AGE: 27
RESIDES: TEMPE, AZ

ACQUIRED: SIGNED AS NON-DRAFTED FREE AGENT, JULY 19, 2018
SIGNED THRU: 2023; UNDER CLUB CONTROL; 1/3 OPTIONS USED

INFIELDER

HEIGHT >>> 5-10

WEIGHT >>> 180

BATS >>> R

THROWS >>> R

STEFANIC'S LIFETIME PLAYING RECORD

Year	Club	AVG	G	AB	R	H	2B	3B	HR	RBI	SH	SF	HBP	BB	IBB	SO	SB	CS	GDP	SLG	OBP	E
2018	Angels (AZL)	.393	9	28	2	11	0	1	0	4	1	0	0	4	0	2	0	0	0	.464	.469	2
	Orem	.222	5	9	1	2	0	0	0	1	0	0	1	0	0	3	0	1	0	.222	.300	0
2019	Burlington	.333	22	72	5	24	5	1	0	10	0	0	2	6	0	8	2	2	4	.431	.400	2
	Inland Empire	.270	80	304	44	82	13	1	3	37	0	1	13	24	1	39	7	3	14	.349	.348	9
2020—																						
<i>DID NOT PLAY - No Minor League Season</i>																						
2021	Rocket City	.345	21	87	11	30	5	0	1	9	0	0	2	7	1	15	0	2	2	.437	.406	1
	Salt Lake	.334	104	404	67	135	21	0	16	54	0	2	7	45	1	62	6	3	12	.505	.408	10
2022	Salt Lake	.314	77	287	50	90	14	3	4	37	0	3	8	48	1	22	4	2	12	.425	.422	3
	Angels (AZL)	.231	4	13	2	3	0	0	0	1	0	0	0	1	0	1	0	0	1	.231	.286	0
	LAA	.197	25	61	5	12	2	0	0	0	1	0	2	5	0	12	0	0	1	.230	.279	0
MAJOR TOTALS		.197	25	61	5	12	2	0	0	1	0	2	5	0	12	0	0	1	.230	.279	0	
MINOR TOTALS		.313	322	1204	182	377	58	6	24	153	1	6	33	135	4	152	19	13	45	.431	.396	27

2022 SEASON

- ◆ Started the season with Triple-A **Salt Lake** where he combined to hit .320 (57-for-178) in first 46 games before having contract purchased by the **Angels** July 3rd...Made big league debut that night at Houston...Tallied first hit July 5 at Miami, a pinch-hit single in the 9th inning, a single off Tanner Scott...Went on to make two big league stints with the Halos...Played flawless defense in 22 games at second base.
- ◆ In 77 total games for Triple-A Salt Lake this season, hit .314 (90/287) with 14 doubles, three triples, four home runs, 50 runs, 37 RBI and three stolen bases...Despite big league playing time, paced the Bees in average and ranked fourth hits and sixth in runs scored...Named PCL Player of the Week for Sept. 5-11 after batting .571 (12/21) with three doubles, one triple, two HR, eight RBI, four walks and a 1.749 OPS.

NOTABLE MINOR LEAGUE AWARDS AND HONORS

- ◆ **2022** MiLB.com Organizational All-Star... Pacific Coast League Player of the Week (Sept. 11)
- ◆ **2021** Pacific Coast League Postseason All-Star...MiLB.com Organizational All-Star

CAREER TRANSACTIONS

- ◆ July 19, 2018...Signed by **Angels** as non-drafted free agent.

PERSONAL/MISC

- ◆ Michael Stefanic...Pronounced "stef-AH-nic"
- ◆ 2022 marked first season as a non-roster invitee to Major League Spring Training.
- ◆ Graduate of Timberline HS (Boise, ID).
- ◆ Played collegiately at Westmont College (Santa Barbara, CA)...Named to both the All-GSAC Team and GSAC Gold Glove Team for all four college seasons, becoming the first Westmont baseball player to earn either award all four years...Named to the NAIA Gold Glove Team, just the third Warrior to earn the honor...Received NAIA All-American Honorable Mention recognition as a second baseman...Finished college career first in Westmont history in career at-bats (757), runs scored (157), hits (275), doubles (50), total bases (357), and hit by pitch (37).
- ◆ Majored in Economics and Business at Westmont.

CAREER FIELDING

POS	PCT	G	PO	A	E	TC	DP
2B	1.000	22	32	31	0	63	5



54

JOSÉ SUAREZ

BORN: JAN. 3, 1998
BIRTHPLACE: NAGUANAGUA, VZ
MLB SERVICE: 2 YEARS, 84 DAYS

OPENING DAY AGE: 25
RESIDES: SAN DIEGO, VZ

ACQUIRED: SIGNED AS INTERNATIONAL FREE AGENT, JULY 3, 2014
SIGNED THRU: 2023; UNDER CLUB CONTROL; 4/4 OPTIONS USED

LHP

HEIGHT >>> 5-10

WEIGHT >>> 225

BATS >>> L

THROWS >>> L

SUAREZ'S LIFETIME PITCHING RECORD

Year	Club	W-L	ERA	G	GS	CG	GF	SHO	SV	IP	H	R	ER	HR	HB	BB	IBB	SO	WP	BK	BAA
2015	— Angels (DSL)	2-2	2.13	11	11	0	0	0	0	55.0	43	18	13	0	3	8	0	34	3	0	.215
	Angels (AZL)	1-1	5.60	4	2	0	0	0	0	17.2	28	15	11	0	2	4	0	12	4	1	.364
2016	— Angels (AZL)	1-3	5.36	11	5	0	0	0	0	40.1	48	31	24	1	1	13	0	46	1	2	.296
	Orem	0-1	0.00	1	1	0	0	0	0	4.1	6	5	0	0	0	1	0	7	0	0	.300
2017	— Burlington	5-1	3.62	12	12	0	0	0	0	54.2	49	25	22	7	2	18	0	71	1	1	.243
	Angels (AZL)	1-0	1.93	3	3	0	0	0	0	14.0	10	3	3	1	0	4	0	19	0	0	.208
2018	— Inland Empire	0-1	2.00	2	2	0	0	0	0	9.0	6	4	2	0	3	1	0	18	1	0	.182
	Mobile	2-1	3.03	7	7	0	0	0	0	29.2	34	11	10	0	1	8	0	51	4	0	.286
	Salt Lake	1-4	4.48	17	17	0	0	0	0	78.1	81	43	39	5	3	35	1	73	5	5	.268
2019	— Salt Lake	2-1	3.62	7	6	0	0	0	0	32.1	24	15	13	3	2	17	0	31	3	1	.202
	LAA	2-6	7.11	19	15	0	0	0	0	81.0	100	67	64	23	10	33	1	72	5	1	.304
2020	— LAA	0-2	38.57	2	2	0	0	0	0	2.1	10	10	10	1	1	5	0	2	1	0	.588
2021	— LAA	8-8	3.75	23	14	1	2	0	0	98.1	85	45	41	11	4	36	1	85	4	1	.230
	Salt Lake	0-0	1.50	2	2	0	0	0	0	6.0	8	4	1	0	0	1	0	4	0	1	.308
2022	— LAA	8-8	3.96	22	20	0	0	0	0	109.0	103	49	48	14	4	33	2	103	1	0	.243
	Salt Lake	1-1	8.64	4	3	0	0	0	0	16.2	18	16	16	3	2	8	0	17	2	0	.269
MAJOR TOTALS		18-24	5.05	66	51	1	2	0	0	290.2	298	171	163	49	19	107	4	262	11	2	.262
MINOR TOTALS		16-16	3.87	81	71	0	0	0	0	358.0	355	190	154	20	19	118	1	383	24	11	.258

Disabling Injuries: 2020 — Disabled July 6 - Aug.. 10

2022 SEASON

- ◆ In fourth season with **Angels** set new career highs in innings pitched (109.0), starts (20) and strikeouts (103) and equaled single-season best with eight wins...Made Opening Day roster for first time in career.
- ◆ Began year in starting rotation before being optioned to Triple-A **Salt Lake** May 1...On June 26 vs. Seattle, pitched in bulk role following an Opener (Andrew Wantz)...Assumed regular spot in starting rotation July 3 for remainder of season.
- ◆ Allowed three-or-fewer runs in 16 of 20 starts and two-or-fewer runs in 10 of 20 starts.
- ◆ In 11 starts following All-Star Break, pitched to a 2.81 ERA (64 IP - 20 ER) with 58 strikeouts...The ERA ranked 14th in A.L. over that span (min. 60 IP).
- ◆ Won three straight starts from July 26 - Aug. 8...Had a streak of 23.0 consecutive innings without allowing an earned run across parts of five starts from July 16 - Aug. 16.
- ◆ Posted a 6-4 record and 2.96 ERA (67 IP - 22 ER) in night games, compared with a 2-4 record and 5.57 ERA (42 IP - 26 ER) in day games.
- ◆ Carried a perfect game through 5.1 innings in home start Aug. 16 vs. Seattle, before allowing four consecutive singles and exiting the game.

MAJOR LEAGUE SUMMARY

2021

- ◆ Set career bests in nearly every pitching category in third Major League season with **Angels**...Alternated first four appearances between Majors and Triple-A Salt Lake, before being recalled May 28 for remainder of season.
- ◆ Each of first nine appearances for Angels came from the bullpen, going 3-1 with a 1.98 ERA (27.1 IP - 6 ER) and 26 strikeouts before joining rotation July 5...Finest relief outing was June 28 at Yankee Stadium, tossing 5.1 innings and allowing one run, while retiring 11 of his first 12 batters faced (one walk).

2023 LOS ANGELES ANGELS

- ◆ Tossed first career complete game Sept. 4 vs. Texas (9 IP, 5 H, 1 ER, 0 BB, 8 SO)...Carried shutout into 9th inning; only run allowed came on RBI groundout for second out of 9th inning...Marked first career winning decision at Angel Stadium (13th start)...Had not pitched more than 5.2 innings prior to this start.
- ◆ Ranked second among Major League left-handers with a .202 (56/277) opponent batting average against right-handed hitters (min. 200 AB).
- ◆ Held opponents to a .145 (19/131) average against his changeup.
- ◆ Was Angels starting pitcher in the Little League Classic vs. Cleveland, Aug. 22 in Williamsport, PA.
- ◆ Won three of his five September starts, while pitching to a 2.97 ERA (30.1 IP - 10 ER) for the month.

2020

- ◆ Made two starts for **Angels** in second Major League season...Opened year on injured list before being reinstated and optioned to **Alternate Training Site**, Aug. 10.
- ◆ Was recalled from Alternate Training Site and made season debut Aug. 20 at San Francisco...Also started Game 1 of doubleheader, Aug. 25 at Houston before being optioned following the game...Remained in Long Beach for remainder of season.

2019

- ◆ Made first five appearances of season with Triple-A **Salt Lake** before making Major League debut with **Angels** June 2 at Seattle (W; 5.2 IP, 5 H, 3 ER, 3 BB, 4 SO).
- ◆ Totaled 19 appearances (15 starts) across five stints with Angels...Became fifth left-hander to make 10 starts for Angels before turning 22, joining: Frank Tanana (54), Marcelino Lopez (32), Jim Abbott (27) and Rudy May (19).
- ◆ At 21 years, 150 days during his debut, became youngest pitcher to appear for Angels since Tyler Chatwood in 2011 and youngest player since Mike Trout (21 years, 57 days) in 2012.
- ◆ Held opponents to a .254 (35/138) average against his changeup and has recorded 43 of his 73 strikeouts with the pitch.
- ◆ Left-handed batters registered a .202 (17/84) batting average against, compared with a .339 (83/245) average vs. right-handers.
- ◆ Earned both wins on season in day games...Was 2-2 with a 5.09 ERA (35.1 IP - 20 ER) in day games compared with a 0-4 record and 8.67 ERA (45.2 IP - 44 ER) at night.

NOTABLE MINOR LEAGUE AWARDS AND HONORS

- ◆ **2018** Angels *MiLB.com* Organizational All-Star...Angels Minor League Pitcher of the Month (April).
- ◆ **2017** Angels *MiLB.com* Organizational All-Star.

CAREER TRANSACTIONS

- ◆ July 3, 2014...Signed by **Angels** as international free agent.

PERSONAL/MISC

- ◆ José Rances Suarez (SWAR-ez) Quintero...On Twitter: @rances_suarez.
- ◆ Become seventh Venezuelan pitcher to start for Angels, following Kelvin Escobar, Urbano Lugo, Jhoulys Chacin, Anthony Ortega, Luis Sanchez and Yusmeiro Petit.
- ◆ Entered 2019 ranked by *Baseball America* as #4 prospect in Angels organization...At conclusion of 2018 season was ranked by *MLB.com* as #8 prospect (#2 among pitchers) in Angels system.
- ◆ Ranked second in all of Minor League Baseball having struck out 42% of all batters faced in 2018.
- ◆ Named by *Baseball America* as having best changeup in Angels system following 2017 and 2018 seasons.
- ◆ Originally signed by Angels scouts Carlos Ramirez, Mauro Zerpa and Lebi Ochoa.

MAJOR LEAGUE HITTING TOTALS

	AVG	AB	R	H	2B	3B	HR	RBI	SH	SF	HBP	BB	IBB	SO	SB	CS	GDP	SLG	OBP
CAREER	.000	3	0	0	0	0	0	0	0	0	0	0	0	2	0	0	0	.000	.000

CAREER FIELDING

POS	PCT	G	PO	A	E	TC	DP
P	.892	66	12	21	4	37	0

SUAREZ'S CAREER HIGHS

	SEASON	GAME
Wins	8 — 2021 & 2022	SO — 3 times; last, 8/8/22 at OAK
Losses	8 — 2021 & 2022	IP — 9/4/21 vs. TEX
ERA	3.75 — 2021	R — 7/27/21 vs. COL
IP	109.0 — 2022	ER — 6 — 4 times; last, 7/16/22 vs. LAD
SO	103 — 2022	BB — 4 — 3 times; last, 4/10/22 vs. HOU
		H — 10 — 8/6/19 at CIN



95

BRYCE TEODOSIO

BORN: JUNE 18, 1999

BIRTHPLACE: GREENVILLE, SC

ACQUIRED: SIGNED AS NON-DRAFTED FREE AGENT, JULY 29, 2021

SIGNED THRU: 2023; UNDER CLUB CONTROL; 0/3 OPTIONS USED

OPENING DAY AGE: 23

RESIDES: SIMPSONVILLE, SC

OUTFIELDER

HEIGHT >>> 6-3

WEIGHT >>> 220

BATS >>> R

THROWS >>> L

NON-ROSTER INVITEE

TEODOSIO'S LIFETIME PLAYING RECORD

Year	Club	AVG	G	AB	R	H	2B	3B	HR	RBI	SH	SF	HBP	BB	IBB	SO	SB	CS	GDP	SLG	OBP	E
2021	— Angels (ACL)	.240	8	25	5	6	0	1	2	7	0	0	0	8	0	8	1	0	0	.560	.424	0
	Inland Empire	.279	17	68	9	19	8	0	1	8	0	0	0	5	0	28	4	3	2	.441	.329	1
2022	— Rocket City	.192	112	369	48	71	10	0	14	41	1	1	11	43	0	166	28	5	3	.333	.295	3
MINOR TOTALS		.208	137	462	62	96	18	1	17	56	1	1	11	56	0	202	33	8	5	.361	.308	4

2022 SEASON

- ◆ Played entire season with Double-A **Rocket City** totaling 112 games, which were fourth-most on team, behind Livan Soto (119), Kevin Maitan (114) and Preston Palmeiro (113).
- ◆ Ranked second on Trash Pandas roster with 14 home runs and 28 stolen bases.
- ◆ Hit a go-ahead inside-the-park home run, June 19, 2022 vs. Montgomery in Trash Pandas first half title clinching game to help earn first postseason berth in franchise history.
- ◆ Made a diving catch in center field, Sept. 7 at Montgomery, which was voted as Minor League Baseball's Premier Plays of the Month for September.
- ◆ Went 4-for-12 (.333) with one run scored during Southern League Division Series vs. Tennessee.

CAREER HIGHLIGHTS

- ◆ Enters 2023 ranked by *Baseball America* as Best Defensive Outfielder in Angels system.
- ◆ Represented Angels in Arizona Fall League following 2022 season.
- ◆ Made professional debut with ACL Angels, July 30, 2021 at ACL Indians.

CAREER TRANSACTIONS

- ◆ July 29, 2021...Signed by **Angels** as non-drafted free agent.

PERSONAL/MISC

- ◆ Bryce Thomas Teodosio...Last name is pronounced: tee-oh-DOH-see-oh.
- ◆ 2023 marks first season as a non-roster invitee to Major League Spring Training.
- ◆ Married wife, Brooklyn, Jan. 14, 2023.
- ◆ Played college ball at Clemson University, where he graduated in May 2021 with a degree in agribusiness... Earned All-ACC Tournament honors in 2021.
- ◆ Has two years of Collegiate Summer League experience...During summer of 2018, played for Waynesboro Generals in Valley Baseball League...In summer of 2019, played for Hyannis Harbor Hawks in Cape Cod League.
- ◆ Attended Mauldin HS (Mauldin, SC), where he was an All-Upstate selection as a junior...All-region selection as a junior and senior...Lettered three times in baseball.
- ◆ Originally signed by Angels scout Chris McAlpin.

2023 LOS ANGELES ANGELS



52

RYAN TEPERA

BORN: NOV. 3, 1987
BIRTHPLACE: HOUSTON, TX
MLB SERVICE: 7 YEARS, 8 DAYS
ACQUIRED: SIGNED AS FREE AGENT, MAR. 19, 2022
SIGNED THRU: 2023; SIGNED TWO-YEAR CONTRACT, MAR. 19, 2022

OPENING DAY AGE: 35
RESIDES: FRIENDSWOOD, TX

RHP

HEIGHT >>> 6-1

WEIGHT >>> 195

BATS >>> R

THROWS >>> R

TEPERA'S LIFETIME PITCHING RECORD

Year	Club	W-L	ERA	G	GS	CG	GF	SHO	SV	IP	H	R	ER	HR	HB	BB	IBB	SO	WP	BK	BAA
2009	Blue Jays (GCL)	3-1	1.72	11	5	1	1	1	0	36.2	19	11	7	4	3	4	0	42	2	0	.150
2010	Lansing	9-6	3.98	24	22	0	0	0	0	120.0	113	61	53	7	4	44	1	79	11	0	.251
2011	Dunedin	11-6	4.43	27	23	0	2	0	0	146.1	156	75	72	13	5	38	1	93	11	0	.276
2012	New Hampshire	7-3	4.84	16	15	0	0	0	0	74.1	82	44	40	4	7	37	0	57	6	0	.280
	Dunedin	1-3	7.71	5	5	1	0	0	0	21.0	27	19	18	3	2	12	0	14	1	1	.310
2013	New Hampshire	10-8	4.50	33	20	0	8	0	1	116.0	109	65	58	11	12	56	0	105	6	0	.248
2014	Buffalo	7-3	3.66	51	0	0	23	0	2	64.0	66	29	26	4	1	24	4	67	5	0	.264
2015	Buffalo	3-1	1.06	21	0	0	6	0	3	34.0	16	5	4	1	0	13	1	37	3	0	.138
	TORONTO	0-2	3.27	32	0	0	12	0	1	33.0	23	14	12	8	3	6	0	22	2	0	.193
2016	Buffalo	1-2	2.58	37	0	0	29	0	18	45.1	33	13	13	3	1	16	0	48	3	0	.205
	TORONTO	0-1	2.95	20	0	0	13	0	0	18.1	17	8	6	1	3	8	1	18	3	0	.233
2017	TORONTO	7-1	3.59	73	0	0	12	0	2	77.2	57	35	31	7	8	31	4	81	5	0	.205
2018	TORONTO	5-5	3.62	68	0	0	19	0	7	64.2	55	27	26	9	4	24	1	68	5	1	.237
2019	Buffalo (1)	0-0	3.60	5	1	0	0	0	0	5.0	4	4	2	1	1	2	0	4	0	0	.200
	TORONTO	0-2	4.98	23	1	0	7	0	0	21.2	20	12	12	5	0	8	2	14	2	0	.250
	Dunedin (1)	0-0	0.00	2	1	0	0	0	0	2.0	0	0	0	0	0	1	0	2	0	0	.000
2020	CHICAGO (N.L.)	0-1	3.92	21	0	0	1	0	0	20.2	17	9	9	2	1	12	0	31	1	0	.227
2021	CHICAGO (N.L.)	0-2	2.91	43	0	0	3	0	1	43.1	22	14	14	3	3	12	0	50	1	0	.150
	CHICAGO (A.L.)	0-0	2.50	22	0	0	4	0	1	18.0	13	5	5	1	1	7	1	24	3	0	.197
2022	LAA	5-4	3.61	59	0	0	12	0	6	57.1	42	27	23	7	2	20	3	47	5	0	.202
MAJOR TOTALS		17-18	3.50	361	1	0	83	0	18	354.2	266	151	138	43	25	128	12	355	27	1	.208
A.L. TOTALS		17-15	3.56	297	1	0	79	0	17	290.2	227	128	115	38	21	104	12	274	25	1	.215
N.L. TOTALS		0-3	3.23	64	0	0	4	0	1	64.0	39	23	23	5	4	24	0	81	2	0	.176
MINOR TOTALS		52-33	3.97	232	92	2	69	1	24	664.2	625	326	293	51	36	247	7	548	48	1	.249

(1) rehab assignment

Disabling Injuries: **2021** — Right index finger laceration; disabled Sept. 24 - Oct. 1
 Left calf strain; disabled June 29 - July 9
2019 — Right elbow impingement; disabled May 21 - Sept. 1
 Right elbow soreness; disabled Mar. 28 (retro to Mar. 25) - Apr. 18
2018 — Right elbow inflammation; disabled June 30 (retro to June 28) - July 15

2022 SEASON

- ◆ In first season with **Angels**, appeared in 59 games, which ranked second on staff and tallied six saves, which ranked third among Halos relievers and were his most since a career-high seven saves in 2018 with Toronto.
- ◆ Recorded five winning decisions, which also were his most since 2018 with Blue Jays.
- ◆ Pitched to a 2.56 ERA (31.2 IP - 9 ER) and 31 strikeouts in 31 games at Angel Stadium, compared with a 4.91 ERA (25.2 IP - 14 ER) and 16 strikeouts in 28 road contests.
- ◆ Had a 2.86 ERA (22 IP - 7 ER) following All-Star Break, after posting a 4.08 ERA (35.1 IP - 16 ER) in first half.
- ◆ Served a two game suspension July 1-2, for his actions on June 26 against Seattle Mariners.

CAREER HIGHLIGHTS

- ◆ Made Major League debut with Blue Jays on May 10, 2015.
- ◆ Pitched the 7th inning in the first combined no-hitter in Chicago Cubs history on June 24, 2021 at Dodger Stadium...Was preceded by Zach Davies (6 IP) and followed by Andrew Chafin (1 IP) an Craig Kimbrel (1 IP).
- ◆ Has pitched in postseason in four of his eight MLB seasons.

TEPERA



MAJOR LEAGUE SUMMARY

2021

- ◆ Combined to go 0-2 with a 2.79 ERA (61.1 IP - 19 ER), two saves, 21 holds, 74 strikeouts, a 0.88 WHIP and .164 (35/213) opponents average in 65 total relief appearances.
- ◆ Limited right-handers to a .180 (25/139) average and lefties to a .135 (10/74)...Opponents hit just .167 (10/60) with RISP and .133 (4-30) with RISP/two outs.
- ◆ Recorded sub-1.00 ERAs in May (0.61; 14.2 IP - 1 ER) and August (0.77; 11.2 IP - 1 ER).
- ◆ Made **Cubs** Opening Day roster and struck out the only batter he faced in the season opener vs. Pittsburgh.
- ◆ Allowed 27.0% (10/37) of inherited runners to score...First batters faced went 13/55 (.236) with 18 strikeouts.
- ◆ Owned an 18-game scoreless streak from May 12 - June 20, allowing three hits (66 AB) with 26 SO in 20.1 IP.
- ◆ On June 24 at Dodgers, pitched the 7th inning of Cubs combined no-hitter (first combined no-hitter in franchise history)...Was preceded by Zach Davies (6 IP) and followed by Andrew Chafin (1 IP) an Craig Kimbrel (1 IP).
- ◆ Traded by Cubs to **White Sox** in exchange for minor league LHP Bailey Horn on July 29.
- ◆ Owned an eight-game scoreless streak from July 31 - Aug. 15...Allowed three hits with nine strikeouts in 7.0 IP.
- ◆ Earned first save with the White Sox Aug. 20 at Tampa Bay...Struck out two in a hitless 11th inning.

2020

- ◆ In first season with **Cubs**, held opponents scoreless in 17 of 21 outings and allowed just two HR (89 BF) on the year.
- ◆ Averaged 13.50 strikeouts per 9.0 innings...Held left-handed batters to a .188 average (6/32) with a .638 OPS... Allowed just three hits in 46 at-bats (.065) when reaching two strikes in a count.
- ◆ Posted a 1.64 ERA (11 IP - 2 ER) in 10 games at Wrigley compared with a 6.52 ERA (9.2 IP - 7 ER) in 11 road games.
- ◆ After allowing three runs in his first two outings, pitched to a 2.89 ERA (18.2 IP - 6 ER) in his final 19 outings.
- ◆ Recorded at least one strikeout in a career-high 15-consecutive appearances from Aug. 14-Sept. 22.
- ◆ Received a 10th place vote in National League MVP balloting, ultimately finishing tied for 18th in the poll.

2019

- ◆ Limited to 23 relief appearances with **Blue Jays** due to a right elbow impingement that sidelined him from mid-May through the end of August.
- ◆ Returned from injured list in September to post a 3.38 ERA (10.2 IP - 4 ER) in 11 outings...Had a 6.55 ERA (11 IP - 8 ER) in 12 outings prior to being placed on the injured list.
- ◆ Posted a 2.57 ERA (7 IP - 2 ER) in seven rehab games between Single-A **Dunedin** and Triple-A **Buffalo**.

2018

- ◆ Recorded a career-high 19 holds and seven saves in 68 games for **Blue Jays**...Went 5-5 with a 3.62 ERA (64.2 IP - 26 ER).
- ◆ Had a 2.25 ERA (36 IP - 9 ER) in 38 home games, compared with a 5.34 ERA (28.2 IP - 17 ER) in 30 road games.
- ◆ Limited righties to a .212 average (29/137) and a .297 OBP.
- ◆ Placed on the disabled list from June 28 - July 14 with right elbow inflammation, marking his first career DL stint.
- ◆ Posted a 1.80 ERA (15 IP - 3 ER) over his final 18 appearances.

2017

- ◆ Went 7-1 with 18 holds, two saves and a 3.59 ERA (77.2 IP - 31 ER) in a career-high 73 relief outings with **Blue Jays**...Also set career marks in wins, innings, strikeouts (81), SO/9 (9.39) and opponent OPS (.633).
- ◆ Among A.L. relievers, ranked tied for fourth in wins (7) and tied for fifth in innings pitched (77.2).
- ◆ Held left-handed hitters to a .196 average (20/102) and kept opponents to a .205 average overall (57/278).
- ◆ Threw a career-high 3.1 innings while recording a personal-best five strikeouts on Apr. 30 vs. Tampa Bay.
- ◆ Posted a then-career-best scoreless streak of 19.0 innings from Apr. 30 - May 27.
- ◆ Struck out at least one batter in a then-career-best 13 consecutive outings from June 7 - July 9.

2016

- ◆ Had seven stints with **Blue Jays**, setting a club record...Went 0-1 with a 2.95 ERA (18.1 IP - 6 ER) in 20 relief outings.
- ◆ Over his final 17 appearances with the Jays, recorded a 1.69 ERA (16 IP - 3 ER) while striking out 17 batters.
- ◆ In 37 outings with Triple-A **Buffalo**, posted a 2.58 ERA (45.1 IP - 13 ER), while limiting opposing hitters to a .205 average (33/161)...Over his final 13 appearances with Buffalo (July 7 - Aug. 31), surrendered only two earned runs over 14.1 innings (1.26 ERA).

2015

- ◆ Made his Major League debut with **Blue Jays** May 10 vs. Boston...Totaled three stints with Toronto...Pitched to a 3.27 ERA (33 IP - 12 ER) in 32 Major League relief outings.
- ◆ Posted a 0.88 WHIP with Toronto...Allowed just 23 hits and six walks in 33.0 innings.
- ◆ His .137 average vs. lefties (7/51) was best on the team and fourth-best in A.L. (min. 50 AB).
- ◆ Was 3-1 with a 1.06 ERA (34 IP - 4 ER) in 21 relief outings with Triple-A **Buffalo**.



2023 LOS ANGELES ANGELS

POSTSEASON SUMMARY

- ◆ Made postseason debut in **2015** with **Blue Jays** during Game 4 of ALCS vs. Kansas City...Was added to Toronto's postseason roster during ALDS as an injury replacement for LHP Brett Cecil, but did not appear in Division Series.
- ◆ In **2016** with **Blue Jays**, was on Wild Card Game roster, but did not pitch in the game...Retired both of his two batters faced in Game 1 of ALDS vs. Texas in only appearance of the series...Was on ALCS roster but did not pitch.
- ◆ Returned to postseason in **2020** with **Cubs**, facing three batters (2 SO, 1 BB) in Game 1 at Wrigley Field in only appearance of series.
- ◆ In **2021** with **White Sox**, pitched in three games during ALDS vs. Houston, allowing one run in 4.2 IP...Worked 2.0 perfect innings with three strikeouts in Game 3 in Chicago.

WILD CARD TOTALS

Year	Club, Opp.	W-L	ERA	G	GS	CG	SHO	SV	IP	H	R	ER	BB	SO
2016	TOR, BAL				Did not pitch									
2020	CHC, MIA	0-0	0.00	1	0	0	0	0	0.2	0	0	0	1	2

DIVISION SERIES TOTALS

Year	Club, Opp.	W-L	ERA	G	GS	CG	SHO	SV	IP	H	R	ER	BB	SO
2015	TOR, TEX				Did not pitch									
2016	TOR, TEX	0-0	0.00	1	0	0	0	0	0.2	0	0	0	0	0
2021	CWS, HOU	0-0	1.93	3	0	0	0	0	4.2	2	1	1	0	3
Totals		0-0	1.69	4	0	0	0	0	5.1	2	1	1	0	3

LEAGUE CHAMPIONSHIP SERIES TOTALS

Year	Club, Opp.	W-L	ERA	G	GS	CG	SHO	SV	IP	H	R	ER	BB	SO
2015	TOR, KC	0-0	21.60	1	0	0	0	0	1.2	5	4	4	2	0
2016	TOR, CLE				Did not pitch									

NOTABLE MINOR LEAGUE AWARDS AND HONORS

- ◆ **2013** Eastern League Pitcher of the Week (July 15-21).

CAREER TRANSACTIONS

- ◆ June 9, 2009...Selected by **Blue Jays** in 19th round of First-Year Player Draft (signed July 1, 2009).
- ◆ Dec. 20, 2019...Signed by **Cubs** to one-year contract.
- ◆ Mar. 2, 2021...Signed by **Cubs** to one-year contract.
- ◆ July 29, 2021...Traded by **Cubs** to **White Sox** for LHP Bailey Horn.
- ◆ Mar. 19, 2022...Signed by **Angels** to two-year contract.

PERSONAL/MISC

- ◆ Dennis Ryan Tepera...On Twitter: @RTepera.
- ◆ Married his wife, Chelsea, on Dec. 11, 2021...The couple welcomed their first child - son, Cohen Ryan Tepera, on Nov. 11, 2022...The couple held a gender reveal on the field after the Angels game on May 7, 2022, with Chelsea hitting a baseball - filled with blue smoke - which was pitched by Ryan.
- ◆ Represented Blue Jays in 2012 Arizona Fall League.
- ◆ Graduated from Brazoswood HS (TX) and attended Sam Houston State University (TX).
- ◆ Originally signed by Blue Jays scout Aaron Jerslid.

MAJOR LEAGUE HITTING TOTALS

	AVG	AB	R	H	2B	3B	HR	RBI	SH	SF	HBP	BB	IBB	SO	SB	CS	GDP	SLG	OBP
CAREER	.000	1	0	0	0	0	0	0	0	0	0	0	0	1	0	0	0	.000	.000

CAREER FIELDING

POS	PCT	G	PO	A	E	TC	DP
P	.925	361	9	40	4	53	1

TEPERA'S CAREER HIGHS

SEASON	GAME
Wins	7 — 2017
Losses	5 — 2015
ERA	2.50 — 2021
IP	77.2 — 2017
SO	81 — 2017
Saves	7 — 2018
SO	5 — 4/30/17 vs. TB
IP	3.1 — 4/30/17 vs. TB
R & ER	5 — 5/17/22 at TEX
BB	3 — 3 times; last, 7/25/22 at KC
H	5 — 8/26/20 at DET



21

MATT THAISS

BORN: MAY 6, 1995

BIRTHPLACE: JACKSON, NJ

MLB SERVICE: 1 YEAR, 38 DAYS

ACQUIRED: SELECTED BY ANGELS IN FIRST ROUND (16TH OVERALL)
OF 2016 FIRST-YEAR PLAYER DRAFT

SIGNED THRU: 2023; UNDER CLUB CONTROL; 3/3 OPTIONS USED

OPENING DAY AGE: 26

RESIDES: JACKSON, NJ

CATCHER

HEIGHT >>> 6-0

WEIGHT >>> 215

BATS >>> L

THROWS >>> R

THAISS' LIFETIME PLAYING RECORD

Year	Club	AVG	G	AB	R	H	2B	3B	HR	RBI	SH	SF	HBP	BB	IBB	SO	SB	CS	GDP	SLG	OBP	E
2016	— Orem	.338	15	65	16	22	7	1	2	12	0	0	2	4	0	4	2	4	1	.569	.394	3
	Burlington	.276	52	199	24	55	12	3	4	31	1	2	2	22	1	28	1	0	5	.427	.351	8
2017	— Inland Empire	.265	84	336	46	89	13	4	8	48	0	2	7	40	1	59	4	3	10	.399	.353	7
	Mobile	.292	49	178	29	52	14	0	1	25	0	4	2	37	3	50	4	3	3	.388	.412	2
2018	— Mobile	.287	40	157	24	45	10	2	6	25	0	2	1	16	0	35	2	1	6	.490	.352	1
	Salt Lake	.277	85	368	54	102	24	6	10	51	0	3	1	28	0	68	6	3	11	.457	.328	8
2019	— Salt Lake	.274	79	310	63	85	17	2	14	49	0	2	1	59	0	64	1	0	7	.477	.390	9
	LAA	.211	53	147	17	31	7	0	8	23	0	0	0	17	0	52	0	0	4	.422	.293	7
2020	— LAA	.143	8	21	3	3	0	0	1	1	0	0	0	4	0	8	0	0	1	.286	.280	1
2021	— Salt Lake	.280	101	379	71	106	23	4	17	69	0	4	6	60	3	92	2	1	8	.496	.383	11
	LAA	.143	3	7	1	1	0	0	0	0	0	0	0	1	0	1	0	0	0	.143	.250	0
2022	— Salt Lake	.268	77	284	46	76	16	3	10	48	0	3	2	43	1	61	7	0	7	.451	.364	8
	LAA	.217	29	69	9	15	1	0	2	8	0	1	0	11	1	24	1	0	2	.319	.321	0
	MAJOR TOTALS	.205	93	244	30	50	8	0	11	32	0	1	0	33	1	85	1	0	7	.373	.299	8
	MINOR TOTALS	.278	582	2276	373	632	136	25	72	358	1	22	24	309	9	461	29	15	58	.454	.367	114

2022 SEASON

- ◆ Made two stints with the **Angels**, appearing in 29 games, the second most of career...Defensively at the big league level, played 14 games at catcher, 11 games at first base and three at third...Marked first games at catcher in the Majors.
- ◆ Went 5-for-10, logging both home runs when batting 8th in the Halos order.
- ◆ In 77 games with Triple-A **Salt Lake**, ranked fourth on the Club in walks (43), fifth in doubles (16), fifth in RBI (48), sixth in triples (3) and sixth in home runs (10).

MAJOR LEAGUE SUMMARY

2021

- ◆ Spent majority of season with Triple-A **Salt Lake** where he paced the Club in doubles, runs and walks and ranked second in hits and RBI (T2nd).
- ◆ Defensively, played a majority of games at catcher...Marked first appearances as a catcher since college... Was drafted as a catcher from the University of Virginia...27 stolen bases were the fewest allowed by a backstop in Triple-A West (min. 50 G caught).
- ◆ Saw action during three games in two stints with the **Angels**, going 1-for-7.
- ◆ Following Spring Training, was assigned to the Club's **Alternate Training Site** in Tempe, AZ.

2020

- ◆ Spent time with both the **Angels** and at the Club's **Alternate Training Site** in Long Beach, CA...In eight big league games, saw action at five different positions: first base (2 G), second base (1 G), third base (1 G), left field (1 G) and DH (2 G).
- ◆ Started game Sept. 8 at Texas at second base...Marked first game at any professional level at second base... The following day, saw first big league action in the outfield, starting the contest in left field...Was also first contest at any level (Major or minors) in the outfield.

2023 LOS ANGELES ANGELS

2019

- ◆ Started season with Triple-A **Salt Lake**...Played 79 games with Bees before being promoted to **Angels** for remainder of season...Made Major League debut July 3 at Texas going 1-for-3 with a double and a run...Hit first Major League homer July 14 vs. Seattle.
- ◆ Registered two 4-RBI performances: Aug. 18 vs. Chicago (A.L.) and one Sept. 29 vs. Houston.
- ◆ Had first career multi-HR game July 28 vs. Baltimore, which included walk-off homer in 9th inning off Mychal Givens...Also hit two home runs Sept. 29 vs. Houston to become third Angels player with two multi-HR games within first 60 career games (also, Wally Joyner and Mike Napoli).
- ◆ Received Fred Haney Award as Angels outstanding rookie during Spring Training.

NOTABLE MINOR LEAGUE AWARDS AND HONORS

- ◆ **2019** Angels *MiLB.com* Organizational All-Star
- ◆ **2018** Angels *MiLB.com* Organizational All-Star
- ◆ **2017** Angels *MiLB.com* Organizational All-Star...Arizona Fall League Rising Stars Game selection.
- ◆ **2016** Angels *MiLB.com* Organizational All-Star

CAREER TRANSACTIONS

- ◆ June 8, 2013...Selected by **Red Sox** in 32nd round of 2013 First-Year Player Draft (did not sign).
- ◆ June 9, 2016...Selected by **Angels** in first round (16th overall) of 2016 First-Year Player Draft (signed June 14, 2016).

PERSONAL/MISC

- ◆ Matthew Kevin Thaiss (THICE...rhymes with 'ICE')...Originally signed by Angels scout Nick Gorneault.
- ◆ On Twitter: @Matt_Thaiss
- ◆ Designated as Angels #8 prospect for 2018 & 2019 by *Baseball America*..Named as Angels #2 prospect for 2017 season by *Baseball America*.
- ◆ 2016 marked first professional season after first-round selection (16th overall) in June Amateur Draft... Second New Jersey native to be selected in first round by Angels, joining OF Mike Trout (25th overall in 2009).
- ◆ Played collegiately for the University of Virginia where he helped lead Cavaliers to College World Series Finals in both 2014 and 2015, including first national championship in school history in 2015...Named 2016 Second Team All-American by *Baseball America*, his second straight season with All-American honors...Semi-finalist for Dick Houser Trophy (College Baseball Player of the Year) and Johnny Bench Award (top collegiate catcher).
- ◆ In 2013, selected by Boston in the 32nd round (did not sign) out of Jackson Memorial High School (Jackson Township, NJ) where he was twice named First-Team All-State... Batted .343 with 17 homers and 70 RBI in high school career...Named First-Team All-Shore Conference three times...Named to High Honor Roll all four years.

MISCELLANEOUS STATS

TWO-HR GAMES (2)

Sept. 29, 2019 vs. HOU

July 28, 2019 vs. BAL

CAREER WALK-OFF HITS / RBI (1)

July 28, 2019 vs. BAL (solo HR; 9th)

CAREER FIELDING

POS	PCT	G	PO	A	E	TC	DP	PB
C	1.000	14	96	3	0	99	0	0
1B	1.000	28	168	10	0	178	8	
2B	.750	1	0	3	1	4	0	
3B	.915	47	18	57	7	82	6	
OF	1.000	1	1	0	0	1	0	

THAISS



85

ERIC TORRES

BORN: SEPT. 22, 1999

BIRTHPLACE: MILWAUKEE, WI

ACQUIRED: SELECTED IN 14TH ROUND OF 2021 FIRST-YEAR PLAYER DRAFT

SIGNED THRU: 2023; UNDER CLUB CONTROL; 0/3 OPTIONS USED

OPENING DAY AGE: 23

RESIDES: MILWAUKEE, WI

LHP

HEIGHT >>> 6-0

WEIGHT >>> 195

BATS >>> L

THROWS >>> L

NON-ROSTER INVITEE

TORRES' LIFETIME PITCHING RECORD

Year	Club	W-L	ERA	G	GS	CG	GF	SHO	SV	IP	H	R	ER	HR	HB	BB	IBB	SO	WP	BK	BAA
2021	Tri-City	0-1	5.40	8	0	0	0	0	0	8.1	7	5	5	1	2	4	0	13	0	0	.219
2022	Rocket City	2-2	1.59	42	0	0	29	0	22★	51.0	25	13	9	3	7	23	0	81	2	0	.143
MINOR TOTALS		2-3	2.12	50	0	0	29	0	22	59.1	32	18	14	4	9	27	0	94	2	0	.155

★ led or tied for league lead

2022 SEASON

- ◆ Spent entire season with Double-A **Rocket City**, in first full professional campaign, going 2-2 with a 1.59 ERA (51 IP - 9 ER), while striking out 81 and recording 22 saves in 23 opportunities...Also pitched in two playoff games for Trash Pandas, giving up one run over three innings with four strikeouts.
- ◆ Named to Southern League All-Star team as the league's best reliever, in a vote by the eight Southern League managers.
- ◆ Led Southern League with 22 saves and set a new Angels Double-A record, topping previous high of 21 set by Jose Musset for Midland in 1993.
- ◆ His 81 strikeouts ranked third among Southern League relievers...35 of 42 regular season outings were scoreless.
- ◆ Finished first no-hitter in Trash Pandas history, Sept. 3 vs. Biloxi, tossing a scoreless ninth inning with three strikeouts to combine with Chase Silseth (7.0 IP) and Luke Murphy (1.0 IP) on the rare feat.
- ◆ During final two months of regular season, pitched to a 1.17 ERA (15.1 IP - 2 ER) with 24 strikeouts and 11 saves across 14 appearances in August and September.

CAREER HIGHLIGHTS

- ◆ 2022 Southern League All-Star (named league's top reliever in vote by Southern League managers).
- ◆ Honored as *MILB.com* Angels Organization All-Star.
- ◆ Pitched final inning of first no-hitter in Rocket City history, Sept. 3, 2022 vs. Biloxi, combining with Chase Silseth (7.0 IP) and Luke Murphy (1.0 IP).
- ◆ Made professional debut in 2021 with High-A Tri-City after being selected by Angels in 14th round of 2021 Draft.

CAREER TRANSACTIONS

- ◆ July 13, 2021...Selected by **Angels** in 14th round of First-Year Player Draft (signed July 16, 2021).

PERSONAL/MISC

- ◆ Eric Anthony Torres...On Twitter: @torreseric_
- ◆ 2023 marks first season as a non-roster invitee to Major League Spring Training.
- ◆ Attended Kansas State University, where he pitched three seasons for Wildcats...Earned Big 12 Championship All-Tournament Team honors in 2021.
- ◆ In summer of 2020, played for Green Bay Booyah of Northwoods League...In summer of 2019, pitched for Wareham (MA) Gatemen in Cape Cod Baseball League.
- ◆ Attended Hamilton HS (Sussex, WI)...Helped Chargers win a conference championship his senior season, picking up 79 strikeouts in 60 innings pitched while being named All-Conference.
- ◆ Originally signed by Angels scout Jayson Durocher.

2023 LOS ANGELES ANGELS



27

MIKE TROUT

BORN: AUG. 7, 1991

BIRTHPLACE: VINELAND, NJ

MLB SERVICE: 11 YEARS, 70 DAYS

ACQUIRED: SELECTED IN THE FIRST ROUND (25TH OVERALL) OF THE 2009 FIRST-YEAR PLAYER DRAFT

SIGNED THRU: 2030; SIGNED 12-YEAR EXTENSION, MAR. 20, 2019

OPENING DAY AGE: 31

RESIDES: MILLVILLE, NJ

OUTFIELDER

HEIGHT >>> 6-2

WEIGHT >>> 235

BATS >>> R

THROWS >>> R

TROUT'S LIFETIME PLAYING RECORD

Year	Club	AVG	G	AB	R	H	2B	3B	HR	RBI	SH	SF	HBP	BB	IBB	SO	SB	CS	GDP	SLG	OBP	E
2009	—Angels (AZL)	.360	39	164	29	59	7	7	1	25	3	2	0	18	0	28	13	2	2	.506	.418	1
	Cedar Rapids	.267	5	15	1	4	0	0	0	0	1	0	0	4	0	6	0	0	0	.267	.421	0
2010	—Cedar Rapids	.362	81	312	76	113	19	7	6	39	2	1	7	46	2	52	45	9	1	.526	.454	0
	R. Cucamonga	.306	50	196	30	60	9	2	4	19	5	3	1	27	1	33	11	6	2	.434	.388	1
2011	—Arkansas	.326★	91	353	82	115	18	13★	11	38	4	1	9	45	1	76	33★	10	2	.544	.414★	1
	LAA	.220	40	123	20	27	6	0	5	16	0	1	2	9	0	30	4	0	2	.390	.281	2
2012	—Salt Lake	.403	20	77	21	31	4	5	1	13	1	3	1	11	0	16	6	1	1	.623	.467	0
	LAA	.326	139	559	129★	182	27	8	30	83	0	7	6	67	4	139	49★	5	7	.564	.399	4
2013	—LAA	.323	157	589	109★	190	39	9	27	97	0	8	9	110★	10	136	33	7	8	.557	.432	2
2014	—LAA	.287	157	602	115★	173	39	9	36	111★	0	10	10	83	6	184★	16	2	6	.561	.377	3
2015	—LAA	.299	159	575	104	172	32	6	41	90	0	5	10	92	14	158	11	7	11	.590★	.402	0
2016	—LAA	.315	159	549	123★	173	32	5	29	100	0	5	11	116★	12	137	30	7	5	.550	.441★	4
2017	—LAA	.306	114	402	92	123	25	3	33	72	0	4	7	94	15★	90	22	4	8	.629★	.442★	1
	Inland Empire(1)	.222	4	9	5	2	1	1	0	0	0	0	1	4	0	2	0	0	1	.556	.500	0
2018	—LAA	.312	140	471	101	147	24	4	39	79	0	4	10	122★	25★	124	24	2	5	.628	.460★	0
2019	—LAA	.291	134	470	110	137	27	2	45	104	0	4	16	110	14	120	11	2	5	.645	.438	4
2020	—LAA	.281	53	199	41	56	9	2	17	46	0	4	3	35	4	56	1	1	1	.603	.390	0
2021	—LAA	.333	36	117	23	39	8	1	8	18	0	2	2	27	5	41	2	0	0	.624	.466	0
2022	—LAA	.283	119	438	85	124	28	2	40	80	0	1	6	54	8	139	1	0	6	.630	.369	1
MAJOR TOTALS		.303	1407	5094	1052	1543	296	51	350	896	0	53	92	919	117	1354	204	37	64	.587	.415	21
MINOR TOTALS		.341	2290	1126	244	384	58	35	23	134	16	10	21	155	4	213	108	28	9	.516	.426	3

★ led or tied for league lead
(1) rehab assignment

Disabling Injuries: **2022** — Left rib cage inflammation; disabled July 18 (retro to July 15) - Aug. 19
2021 — Right calf strain; disabled May 18 - end of season
2018 — Right wrist inflammation; disabled Aug. 9 (retro to Aug. 6) - 24
2017 — Left thumb ligament injury; disabled May 29 - July 14

2022 SEASON

- ◆ In 12th season with the **Angels**, despite being limited to 119 games due to a rib injury, still produced third 40-run campaign of career...Became just the sixth player in baseball history to amass 40 home runs in 120 games or less and just the fourth to do so in a non-strike shortened season...Finished 8th in the A.L. MVP race.
- ◆ Named a Silver Slugger for the ninth time in career...*For more information, see Career Summary.*
- ◆ Set franchise record with seven consecutive games with a home run from Sept. 4-12, coming one game away from tying the Major League record...In that span, homered in five straight games at Angel Stadium, tying the all-time record for the ballpark.
- ◆ On Aug. 26, set a new franchise record for runs scored, passing Garret Anderson (1,024)...Connected for career hit 1,506 August 29, passing Darin Erstad for fourth-most in Angels history...April 25, became third player in Angels history with 50 career triples, joining Jim Fregosi (70) and Chone Figgins (53)... Launched 161st

MICHAEL, THE ARCHANGEL

Trout's rankings in franchise history

Category	Total	Place
Hits	1,543	4th
Runs	1,052	1st
Home runs	3350	1st
Doubles	296	3rd
Triples	51	3rd
RBI	896	3rd
Walks	919	2nd
Stolen Bases	204	2nd
Games	1,407	5th



- ◆ home run at Angel Stadium May 9th, passing Tim Salmon (160 HR) for most home runs ever hit at the Big A.
- ◆ Matched Globe Life Field record with 472 ft. home run April 15.
- ◆ After returning from the I.L. Aug. 19, went on to hit .308 (48/156) with 11 doubles, 16 home runs, 29 RBI and 30 runs scored...The 16 homers in that span were tied with Aaron Judge for the most in the Majors while the 29 RBI were tied for fourth.
- ◆ Selected as an All-Star for the 10th straight season and ninth as a starter...*For more information, see All-Star section in Career Summary.*

CAREER SUMMARY

- ◆ Three-time A.L. MVP (2019, 2016 & 2014), 10-time All-Star and 2012 A.L. Rookie of the Year owns a .303 average (1543/5094) with 296 doubles, 51 triples, 350 home runs, 896 RBI and 204 stolen bases in 1,407 career games.
- ◆ Received third American League MVP honors in 2019 to become the 11th player in Major League history to capture MVP honors three times and sixth American Leaguer to do so... Became the first three-time winner since Albert Pujols (2009, 2008 and 2005)...In 2016, at 25 years and 56 days old at the end of the that campaign, became the third-youngest player ever to win the award multiple times, behind only Detroit's Hal Newhouser (24 years, 133 days) and Cincinnati's Johnny Bench (24 years, 302 days)...Named unanimous winner of the 2014 American League Most Valuable Player Award...Third Halo to win the award along with Vladimir Guerrero (2004) and Don Baylor (1979).
- ◆ Selected as Team Captain for the United States in 2023 World Baseball Classic.
- ◆ Has finished second in A.L. MVP race in 2012, 2013, 2015 and 2018...From 2012-2016, became just the second player all-time to finish in the Top 2 of the MVP race in five consecutive seasons, joining Barry Bonds...Is one of four players to finish second in the MVP vote at least four times during their careers: Stan Musial (4 times), Ted Williams (4), Albert Pujols (4)...Finished in the Top 10 of MVP voting in 10 of his 12 big league seasons.
- ◆ Unanimous winner of the 2012 American League Rookie of Year...Became first player in Major League history to steal 45 bases, score 125 runs and hit 30 home runs in a single season.
- ◆ Named Angels Team MVP nine of last 12 seasons...Is first Halo to win the award nine times at any point in career.
- ◆ Tabbed as a Louisville Silver Slugger eight times: 2012, 2013, 2014, 2015, 2016, 2018, 2019, 2020 and 2022...Is the first Angel to win the award more than four times...Is the first player to win the award nine times by their age-30 season and passes Manny Ramirez for the most Silver Slugger Awards by an American League outfielder (Ramirez won eight as an outfielder and one at DH)...Sixth player all-time to win at least nine career Silver Sluggers, joining Barry Bonds (12), Mike Piazza (10), Alex Rodriguez (10), Barry Larkin (9) and Ramirez (9)...Ties Ramirez for second-most A.L. Silver Slugger Awards, trailing only Rodriguez.

HOME RUNS

- ◆ During Game 1 of the Sept. 5, 2020 doubleheader with Houston, connected for 300th career home run of career, setting a new franchise record (formerly 299 HR by Tim Salmon).
- ◆ 350 career home runs are good for sixth in A.L. history thru a player's age-30 season.
- ◆ In 2022, became the 16th player in AL history with three 40-homer campaigns prior to their age-30 season.
- ◆ Also in 2019, joined Alex Rodriguez and Jimmie Foxx as the only players in American League history to hit 30 home runs six-or-more times before their age-28 season...Is the sixth player in A.L. history with seven-or-more 30+ home run seasons prior to age 31 season: Alex Rodriguez, Jimmie Foxx, Mickey Mantle, Manny Ramirez and Harmon Killebrew.

RBI

- ◆ 896 career RBI rank third in franchise history...Tallied 800th career RBI April 2, 2021.
- ◆ Drove in 700th career RBI as part of a career-high seven-RBI effort on June 19, 2019 in Toronto...Was the seventh player all-time to tally 700 RBI and 900 runs before their age-28 season: Alex Rodriguez, Mel Ott, Mickey Mantle, Joe Kelley,

REELING THEM IN

A GLANCE AT SOME OF TROUT'S NOTABLE AWARDS...

3X A.L. MOST VALUABLE PLAYER
2012 A.L. ROOKIE OF THE YEAR
9X ALL-STAR
2X ALL-STAR GAME MVP
9X ANGELS TEAM MVP
9X LOUISVILLE SILVER SLUGGER AWARD

A VALUABLE LESSON

TROUT'S A.L. MVP VOTING FINISHES

Year	MVP Finish	Year	MVP Finish
2012	2nd	2017	4th
2013	3rd	2018	2nd
2014	1st	2019	1st
2015	2nd	2020	5th
2016	1st	2022	8th

FISH FACT

Mike Trout is the first player ever voted as the unanimous winner of both the A.L. Rookie of the Year and A.L. MVP awards.



2023 LOS ANGELES ANGELS

- ◆ Jimmie Foxx, George Davis.
- ◆ Logged 600th career RBI April 11, 2017.
- ◆ Drove in 500th career RBI April 11, 2017...Was the 13th player in franchise history to reach the mark.

RUNS

- ◆ On Aug. 26, 2022 set a new franchise record for runs scored, passing Garret Anderson (1,024) for first all-time.
- ◆ Led A.L. in runs scored in 2012 (129), 2013 (109), 2014 (115) and 2016 (123)...Was the 11th player (12th occurrence) to ever lead the A.L. in runs scored in three straight seasons and the first since Mickey Mantle (1956-58).
- ◆ 1,052 career runs rank ninth all-time by an American Leaguer before their age-31 campaign.
- ◆ Scored at least 100 runs seven of 11 full seasons (only player in franchise history with more than two such seasons)...Was one of four players ever with seven campaigns of 100 R & 25 HR by their age-28 season.
- ◆ Played in 500th career game Apr. 13, 2015...Since 1960, his 378 runs scored rank fifth by a Major Leaguer in their first 500 career games, trailing Hanley Ramirez (392), Albert Pujols (389), Bobby Bonds (388) and Kenny Lofton (380)...Joined Joe DiMaggio (467 R/120 HR), Ted Williams (458 R/108 HR), Chuck Klein (439 R/125 HR) and Albert Pujols (389 R/121 HR) as the only players since 1914 to score 375 runs and hit at least 95 home runs in their first 500 career games.

STOLEN BASES

- ◆ Stole 200th career base Aug. 31, 2019...Is the second player in franchise history (Chone Figgins, 280 SB) to reach the 200-steal mark.
- ◆ Stole 150th career base May 14, 2017.
- ◆ Led the A.L. in stolen bases in 2012 (49), in walks in 2013 (110), 2016 (116) and 2018 (122), and RBI in 2014 (111)...First player to have led his league in all three of those categories at any point during career.

SPEED AND POWER

- ◆ Is the first player in baseball history to tally 200 home runs and 200 stolen bases in his age-27 season or younger.
- ◆ According to STATS, at 25 years, 280 days (May 14, 2017), was the youngest player ever to amass 150 home runs and 150 stolen bases in a career, surpassing Alex Rodriguez's previous mark of 26 years, 54 days...Is just the second player in history to tally 200 home runs and 150 stolen bases before their age-26 season: Alex Rodriguez.
- ◆ Was the only player ever to amass three years of 25 HR/30 SB (2012-13 & 2016) prior to their age-25 season...The three 25 HR/30 SB seasons are tied for the most all-time by a center fielder: Willie Mays, Eric Davis and Carlos Beltran.
- ◆ Hit his 100th and 101st home runs of career on Apr. 17, 2015...At 23 years and 253 days old, became youngest player ever to reach the 100 HR/100 SB plateau (previously Alex Rodriguez at 23 years 309 days)...Joins Darin Erstad as only Angels to accomplish feat.
- ◆ According to STATS, is the second player in Major League history to reach 25+ home runs, 5+ triples and 10+ stolen bases in five consecutive seasons (2012-16), joining Willie Mays (6 straight, 1955-60).
- ◆ Is the youngest player in MLB history to post back-to-back 20-HR/30-SB campaigns (2012-13)...Fastest player to reach 50-HR/50-SB mark in American League history (266 games).

WALK 'IN CLINIC

Trout is just 13th player to lead the American League in walks in three different seasons and first since Jason Giambi ('00, '01, '03 & '05).

ALL-STAR GAME

- ◆ 2022 marked 10th career All-Star Game nomination and was tabbed as a starter for the ninth consecutive season...Became the first Major League player to be voted in by the fans as a starter in nine straight All-Star Games since Alex Rodriguez (2000-08)...Was the eighth player in A.L. history to earn nine fan elections with one organization, joining Cal Ripken Jr. (BAL, 17), George Brett (KC, 11), Ken Griffey Jr. (SEA, 10), Rod Carew (MIN, 9), Derek Jeter (NYY, 9), Ichiro Suzuki (SEA, 9) and Iván Rodríguez (TEX, 9)...Elected a starter in 2022 and 2017 but was not able to play due to injury.
- ◆ Has set franchise records for most All-Star Game selections (9) and starts (8).
- ◆ Is 7-for-17 (.411) in seven career All-Star Games with two doubles, one triple, two home runs, four RBI and three walks...With 2018 homer, joined Willie Mays and Joe Morgan as the only players with a hit in each of their first six All-Star Games...Is one of three American League players to have hit multiple All-Star Game home runs before turning 27, joining Al Kaline and Mickey Mantle...Is one of four A.L. players to have at least five career extra-base hits in the All-Star Game joining Ted Williams (7), Dave Winfield (5) and Cal Ripken Jr. (5).

MISC.

- ◆ Logged 1,000th career hit Aug. 7, 2017...Became the 10th American League player ever with 1,000 hits prior to his age-26 season: Ty Cobb, Al Kaline, Alex Rodriguez, Robin Yount, Jimmie Foxx, Buddy Lewis, Mickey Mantle, Ken Griffey Jr. and Stuffy McInnis.
- ◆ On May 21, 2013, became youngest player in A.L. history to hit for the cycle...Also was sixth Angel (7th occurrence) to turn the trick and first since Chone Figgins, Sept. 16, 2006.
- ◆ He and Willie Mays (1957-58) are only players in MLB history with two seasons of a .320 average, 25 homers and 30 steals at any point in their career.



MAJOR LEAGUE SUMMARY

2021

- ◆ In 11th season with the **Angels**, limited to 36 games due to a right calf strain...Initially suffered the injury running the bases May 17th vs. Cleveland...At the time of the injury, was leading the Majors in OPS OBP, ranked fourth in slugging (led A.L.) and fifth in average (min. 145 PA).
- ◆ Finished April with a slash line of .425/.523/.781, becoming the first player to post those totals in any month (min. 75 PA) since Lance Berkman in May 2008 and the first A.L. player since Bernie Williams in June 2001...Just four other players have posted those totals in March/April: Barry Bonds (1993 & 2004), Larry Walker (1997), Paul O'Neill (1994) and Tony Perez (1970).
- ◆ Tallied 1,409th career hit April 28th vs. Texas to pass Jim Fregosi for 5th on the franchise all-time hit list...Drove in 800th career RBI April 2nd...One of four Halos all-time to reach the mark.
- ◆ Named an All-Star for the ninth straight season and eighth as a starter...*For more information, see All-Star section in Career Summary.*

2020

- ◆ In 10th big league season (ninth full) with the **Angels**, became the organization's all-time home run leader, passing Tim Salmon (299)...*For more info, see 2020 Home Run Section.*
- ◆ Finished in the Top 10 in the A.L. in several offensive categories: home runs (T3rd), RBI (T3rd), runs (4th), OBP (4th), slugging (4th), OPS (.993; 3rd), walks (6th), extra-base hits (28; T3rd) and total bases (120; 4th).
- ◆ Finished fifth in the American League Most Valuable Player voting with 172 points, (Jose Abreu, 374 points)...Has finished in the Top 5 every year since rookie campaign.
- ◆ Extended his franchise record after winning his eighth Louisville Silver Slugger award...*For more info, see Career Summary Section.*
- ◆ Played flawless defense in the outfield across an entire season for the third time in career.
- ◆ Tabbed as Angels nominee for 2020 Roberto Clemente Award on September 3rd, which recognizes the player who best represents baseball through extraordinary character, community involvement, philanthropy and positive contributions, both on and off the field...He and his wife Jessica, collaborated with the sports apparel brand Tiny Turnip to design a special t-shirt with proceeds helping to support the American Foundation for Suicide Prevention.

HOME RUNS

- ◆ Led the team in home runs for the fourth consecutive season and sixth time in last seven seasons...17 homers were tied for third in the A.L. and tied for fourth in the Majors.
- ◆ Clubbed 300th home run of career Sept. 5 vs. Houston (Game 1)...Homer set a new franchise record, surpassing Tim Salmon's previous mark of 299...Home run came in 1,235th career game...The 300 home runs are tied with Jose Canseco for the 9th most in A.L. history through a players first 1,235th game (1st, Juan Gonzalez, 335).

2019

- ◆ Completed ninth big league season (eighth full) with the **Angels** by capturing his third career American League Most Valuable Player Award (2019, 2016 & 2019)...Finished 20 points ahead of second-place finisher Alex Bregman (335)...Garnered 17 first-place votes and 13 second-place votes.
- ◆ Became the 11th player in Major League history to capture MVP honors three times and sixth American Leaguer to do so...The honors were the fifth won by a Halo (Baylor, 1979 and Guerrero, 2004)...*For more info, see Career Summary section.*
- ◆ Led the American League in on-base percentage for the fourth straight year and OPS for the third consecutive season...Also finished the Junior Circuit's Top 10 in home runs (2nd), runs (T6th), RBI (9th), slugging (1st) and walks (2nd).
- ◆ Tabbed as a Louisville Silver Slugger for the seventh time in career...*For more info, see Career Summary Section.*

DECLARATION OF WAR

Owns three 10+ WAR campaigns, the most by a player in their first seven full seasons in baseball history... The Halo center fielder already has a higher career bWAR (82.4) than Hall of Famers Nolan Ryan (81.3), Rod Carew (81.2), Joe DiMaggio (79.2), Paul Molitor (76.1), Reggie Jackson (74.0), Frank Thomas (73.8), Jim Thome (72.9) and Derek Jeter (72.4) among others.

MOST HOME RUNS IN A SEASON IN FRANCHISE HISTORY

Player	Year	HR
Troy Glaus	2000	47
Shohei Ohtani	2021	46
Mike Trout	2019	45
Mike Trout	2015	41
Troy Glaus	2001	41
Mike Trout	2022	40
Albert Pujols	2015	40



2023 LOS ANGELES ANGELS

- ◆ Named an American League All-Star for the eighth consecutive season...*For more info, see All-Star Game section below.*
- ◆ Agreed to a historic 12-year contract extension with the Angels on March 20th.

HOME RUNS

- ◆ Clubbed a career-high 45 home runs...The homers were the second-most in Club history, trailing only Troy Glaus' 47 in 2000...Also marked the most by a Major League center fielder since Andruw Jones' 51 in 2005 and most by an A.L. center fielder since Ken Griffey Jr. in 1999 (48 HR).
- ◆ Set the franchise record for first-half home runs (28 HR), surpassing the previous mark of 26 set by Garret Anderson in 2000 and Mike Trout and Albert Pujols in 2015.
- ◆ Tallied sixth career 30-HR season, establishing a new club record...Previous record was five seasons (Trout, Salmon).

RBI

- ◆ Collected 104 RBI, good for the second-most in a single season of career.
- ◆ Drove in 100 runs for the third time, becoming the fifth player in Club history to reach the mark at least three times: Albert Pujols, Vladimir Guerrero, Troy Glaus and Garret Anderson.

RUNS

- ◆ Reached the century mark in runs scored for the seventh time in career...Is just the fifth player all-time (3rd in A.L. history) with seven 100-run campaigns prior to their age-28 season: Alex Rodriguez (8 seasons), Hank Aaron (7), Mickey Mantle (7) and Mel Ott (7).
- ◆ Is the only player in Club history with more than two 100-run seasons...903 career runs scored rank third in franchise history.

WALKS

- ◆ 110 walks ranked second in the American League.
- ◆ Reached the century mark in walks for the fourth time in career...Became the ninth player in A.L. history with four 100-walk campaigns prior to their age-28 season...No other Angel in franchise history had more than two such seasons.

ALL-STAR GAME

- ◆ Named a starter for the American League All-Star team...Extended his Angels record with eight overall All-Star selections and passed Rod Carew for the Club record with seven selections via fan voting...*For more info, see Career Summary section.*

2018

- ◆ In eighth big league season (seventh full) with the **Angels**, finished second in the A.L. Most Valuable Player voting to Boston's Mookie Betts...Marked seventh time in seven full seasons finishing in the Top 4 and sixth time placing first or second (won in 2014 and 2016)...Is one of four players to finish second in the MVP vote at least four times during their careers: Stan Musial (4), Ted Williams (4) and Albert Pujols (4)...According to ELIAS, is one of three players to finish in the Top 3 of the MVP voting six times in a seven-year span, joining Yogi Berra and Albert Pujols.
- ◆ Finished in the Top 10 for the American League in several offensive categories including average (.312, 4th), on-base percentage (.460, 1st), slugging (.628, 3rd), runs (101, 9th), home runs (39, T-4th), stolen bases (24, 9th), walks (122, 1st) and intentional walks (25, 1st).
- ◆ Awarded a Louisville Silver Slugger for the sixth time in career...For more info, see Career Summary Section.
- ◆ Per MLB, was the 11th-most popular player jersey according to sales on MLBShop.com.

HOME RUNS

- ◆ Logged 39 home runs, the second-most of career (41 HR in 2015)...Marked third 35+ home run season, the most in franchise history.
- ◆ Joined Alex Rodriguez, Jimmie Foxx, Jose Canseco and Joe DiMaggio as the only players in American League history to hit 30 home runs five-or-more times before their age-27 season...Also joined Alex Rodriguez and Mickey Mantle as the only A.L. players all-time to amass seven seasons of 20+ home runs prior to their age-27 season.

RBI

- ◆ Drove in 79 RBI in 140 games...Was the fourth player in baseball history and first in franchise annals to log 35+ home runs and drive in fewer than 80 RBI.

RUNS

- ◆ Reached the century mark in runs scored for the sixth time in career...Is just the seventh player all-time (3rd in A.L.

LIKE MIKE

Most 25+ HR campaigns in the American League through age 27-year-old season

Player	Seasons	Team
Mike Trout	8 (2012-18)	LAA
Alex Rodriguez	7 (1952-58)	SEA/TEX
Jimmie Foxx	7 (1956-62)	PHA

200-HR/900-R PRIOR TO AGE-28 SEASON

Player	HR/R	Teams
Mike Trout	285/903	LAA
Alex Rodriguez	345/1009	SEA/TEX
Mickey Mantle	280/994	NY Yankees
Jimmie Foxx	302/975	PHA



- ◆ history) with six 100-run campaigns prior to their age-27 season: Alex Rodriguez (7 seasons), Albert Pujols (6), Hank Aaron (6), Mickey Mantle (6), Mel Ott (6), Bill Dahlen (6).
- ◆ Six career 100-run seasons are the most in franchise history...No other player has more than two...793 career runs scored rank fifth in franchise history.

STOLEN BASES

- ◆ Stole 20+ bases for the fifth time in six Major League seasons...One of two players all-time to log four seasons of 25 home runs and 20 stolen bases prior to their age-27 campaign: Darryl Strawberry.

WALKS

- ◆ Led the Junior Circuit in walks (122) for the third time (also, 2013 and 2016)...For more info, see chart to right.
- ◆ Set a new single-season franchise record for walks, breaking his old mark of 116 set in 2016...The 122 walks were tied for the eighth-most by a center fielder all-time (since 1871) and the most since Lenny Dykstra's 129 in 1993 with the Phillies.
- ◆ Reached 100 walks, 25 HR and 20 steals in a season for the third time in career (2013 & 2016)...Joins Barry Bonds (7 times), Bobby Abreu (3) & Jeff Bagwell (3) as the only players ever to do so at least three times in career.

FIRST HALF

- ◆ Connected for 25 home runs prior to the All-Star Break, one shy of tying the Club record for homers prior to the Midsummer Classic.
- ◆ Joined Jeff Bagwell as the only players ever with 25 home runs, 10 stolen bases and 75 walks prior to the All-Star Break... Also joins Frank Robinson and Eddie Mathews as the only players to hit 25+ home runs in seven seasons prior to their age-27 campaign.
- ◆ Drew 84 walks in the first half...Set the franchise record for first half walks (previous, 62 BB by Brian Downing in '87 and Tim Salmon in '00)...The 84 free passes were the most by an A.L. player before the break since Frank Thomas (84 BB) in 1994.
- ◆ Joined Joe Morgan (1974) as the only players ever to amass 100 H, 80 BB and 15 SB prior to the All-Star Break.

ALL-STAR GAME

- ◆ Named to the American League All-Star team, starting the game in center field...Went 1-for-2 with a home run, an RBI, run scored and a walk...Marked second career home run in the All-Star Game.
- ◆ Nominated as an All-Star for the seventh time in career and a starter for the sixth consecutive season...Set franchise record for most All-Star Game selections and joined Rod Carew (1979-84) as the only Halos to be selected as a starter in six consecutive Midsummer Classics...For more info, see Career Summary Section (eighth bullet point).

DEFENSE

- ◆ One of five Major Leaguers to post a 1.000 fielding percentage (min. 108 G)...Last error came April 6, 2017 (250 consecutive games) and has made just one error in last 336 tilts (spans to June 28, 2016).
- ◆ Per Fangraphs.com, eight defensive runs saved led American League center fielders while his 4.0 UZR was second.

2017

- ◆ Completed seventh big league season (sixth full) with the **Angels** and finished in the Top 10 for the American League in several offensive categories including average (.306, 6th), on-base percentage (.442, 1st), slugging (.629, 1st), walks (94, 3rd) and intentional walks (15, 1st).
- ◆ Finished fourth in the American League Most Valuable Player voting with 197 points, 208 behind winner Jose Altuve... Marks first season finishing outside the Top 2 of the MVP race.
- ◆ Missed 39 games after suffering left thumb ligament injury...Marked first career trip to the D.L...Sustained injury May 28 in Miami sliding into second base...Underwent surgery May 31 to repair torn ulnar collateral ligament and dorsal capsule...At the time of the injury, ranked second in the A.L. in average, third in runs, second in home runs, fourth in RBI, first in walks, first in slugging, first in on-base percentage and first in extra-base hits.
- ◆ Tabbed as an A.L. All-Star for the sixth straight season...Named a starter for the fifth straight campaign...For more info, see Career Summary Section (eighth bullet point).
- ◆ Per MLB, was the 10th-most popular player jersey according to sales on MLBShop.com.

HOME RUNS

- ◆ Hit 200th career home run Sept. 29...Only eighth player in Major League history with 200 home runs before age-26 season: Alex Rodriguez (241), Eddie Mathews (222), Jimmie Foxx (222), Mel Ott (211), Mickey Mantle (207), Frank Robinson (202) and Albert Pujols (201).
- ◆ Joined Alex Rodriguez, Jimmie Foxx, Jose Canseco and Joe DiMaggio as the only players in American League history to hit 30 home runs four-or-more times before their age-26 season.
- ◆ On April 25, homered for the 174th time, passing Vladimir Guerrero for sole possession of fifth in franchise history.

JERSEY BOYS

Trout is one of three players born in the state of New Jersey to win the MVP Award.

Player	Year	Club
Joe Medwick	1937	St. Louis Cardinals
Don Newcombe*	1956	Brooklyn Dodgers
Mike Trout	'14, '16, '19	Los Angeles Angels

* Won MVP and Cy Young

2023 LOS ANGELES ANGELS

- ◆ Homered on Opening Day for the third time in career and the third time in his last four Opening Day games...Joined Tim Salmon as the only Angels in franchise history to homer in three different Opening Day games.

RBI

- ◆ Drove in 72 RBI in 114 games...Is the sixth player in franchise history to drive in 70 runs while playing 115 games or less and first since Garret Anderson in 2007 (70 RBI in 108 G).
- ◆ Tallied 500th career RBI April 11...Became just the 13th player all-time to tally 500 RBI and 600 runs before his age-26 season and just the sixth in A.L. history, joining Alex Rodriguez, Mickey Mantle, Jimmie Foxx, Joe DiMaggio and Ty Cobb.

RUNS

- ◆ Despite DL stint, scored a team-leading 92 runs, which were tied for 16th in the American League...Was the first A.L. player to score 90+ runs in 115 games or fewer in non-strike-shortened season since Billy Goodman (91 R in 110 G) in 1950.

STOLEN BASES

- ◆ Stole 20+ bases for the fourth time in six Major League seasons...One of two players all-time to log four seasons of 25 home run and 20 stolen bases prior to their age-26 campaign: Darryl Strawberry.

WALKS

- ◆ Led the Junior Circuit with 15 intentional walks and ranked third with 94 base on balls.
- ◆ Became the first player since Ferris Fain and Ted Williams in 1955 to walk 90+ times in 115 games or less in non-strike-shortened season and just the fifth ever to accomplish the feat.

2016

- ◆ Named the American League's Most Valuable Player as voted on by the Baseball Writers' Association of America (BBWAA) after leading the Majors in runs (123), walks (116) and OBP (.441) and ranking in the Top-10 in several of the A.L.'s offensive categories including average (5th), triples (T-10th), steals (T-2nd) and slugging (.550; 4th).
- ◆ Received his second MVP award (unanimous winner in 2014) after garnering 19 first-place votes, eight second-place votes and one third-place vote, for a total of 356 points, 45 points ahead of second-place finisher Mookie Betts of the Boston Red Sox (311 points)...For more MVP info, please see Career Summary section.
- ◆ Won fifth consecutive Louisville Silver Slugger Award...For more info, see Career Summary section.
- ◆ Became the first player to lead the A.L. in walks and runs since Trout did so in 2013 (prior to Trout, the last player to lead the A.L. in both categories was Frank Thomas in 1994).
- ◆ Was the only player in the Majors to bat .315 with 100 RBI, 100 R and 100 BB and the first American Leaguer to do so since Miguel Cabrera in 2011...Became the first to boast those numbers in a season before his age-25 campaign since Alex Rodriguez in 2000.
- ◆ Finished the season as one of two American Leaguers to post a .300/400/500 slash line (David Ortiz).
- ◆ Joined Ty Cobb (1915) as the only players ever to hit .315, walk 115 times, score 120 runs and steal 30 bases.
- ◆ According to STATS, this year became the second-youngest player with 25 HR, 25 SB and 100 BB in a season...Youngest was Trout in 2013.
- ◆ Became the 12th player in American League history to log a 100-R/100-BB/ 100-RBI season prior to their age-25 campaign: Ted Williams (2 times), Troy Glaus (2), Frank Thomas (2), Mickey Mantle (2), Jimmie Foxx (2), Lou Gehrig (2), Alex Rodriguez (1), John Olerud (1), Reggie Jackson (1), Charlie Keller (1) and Babe Ruth (1).

ALL-STAR REGISTRY

2-time All-Star Game MVPs

Player	Years
Willie Mays	1963 & 1968
Steve Garvey	1974 & 1978
Gary Carter	1981 & 1984
Cal Ripken Jr.	1991 & 2001
Mike Trout	2014 & 2015

FISH WRAP

After winning his second MVP award in 2016, Trout became the third-youngest player all-time to win multiple MVP awards behind only Hal Newhouser and Johnny Bench. - STATS

RUN WILD

Trout is just the fourth player in MLB history to lead either league in runs four times (2016 & 2012-14) in a five year-span, joining Babe Ruth, George Burns and Mickey Mantle.

TED TALK

After pacing the A.L. in walks and runs scored in both 2013 and 2016, Trout became the first player since Ted Williams to lead his league in both categories multiple times.



HOME RUNS

- ◆ Reached the 25-home run mark for the fifth straight season, joining Vladimir Guerrero as only Angels to do so.
- ◆ Tallied 15 home runs in the first half of the season for the fourth consecutive year...Is one of six players all-time with four seasons of 15+ homers before the Midsummer Classic before age-25-season or younger: Miguel Cabrera (2004-07), Albert Pujols (2001-04), Alex Rodriguez (1996-00), Orlando Cepeda (1958-62) and Jimmie Foxx (1929-32).

RBI

- ◆ Logged 100th RBI in final at-bat of the season...Eclipsed the 100-RBI mark for the second time in career (111 in 2014).

RUNS

- ◆ Paced the Majors with 123 runs scored...Marked second time in career leading the Majors in runs scored (129 R in 2012) and the fourth time leading the A.L. (2012-14).
- ◆ The 123 runs were the third-most scored by an Angel in a single season, trailing only Trout's franchise-record 129 runs in 2012 and Vladimir Guerrero's 124 runs in 2004.
- ◆ Scored at least 50 runs before the All-Star break for the fifth consecutive season...Joins Alex Rodriguez as the only players to ever accomplish the feat prior to their age-25 season.

TROUTSTANDING

Youngest players to hit for cycle in A.L. history

Player	Age	Season	Team
Mike Trout	21 yrs. 288 days	2013	Angels
Alex Rodriguez	21 yrs. 313 days	1997	Mariners
Jim Fregosi	22 yrs. 115 days	1964	Angels

WALKS

- ◆ Led the Majors in walks...The 116 walks set a new franchise record, surpassing Tony Phillips' previous mark of 113 in 1995.
- ◆ With 110 walks in 2013, is the 10th player in American League history to record two, 100-walk seasons prior to his age-25 campaign: Rickey Henderson (3 times), Mickey Mantle (3), Ted Williams (3), Troy Glaus (2, with Angels), Frank Thomas (2), Eddie Yost (2), Charlie Keller (2), Jimmie Foxx (2) and Lou Gehrig (2).

SABERMETRICS

- ◆ Posted a Major League-leading 10.6 Wins Above Replacement (WAR), the second-highest mark of career (10.8 in 2012).
- ◆ Led the American League for the fifth consecutive year, becoming the first player to lead his league WAR for five straight seasons since Babe Ruth.
- ◆ According to *Baseball Reference*, led the league in runs created (148) for the fourth consecutive season...Finished the year leading Jose Altuve (2nd in A.L.) by 13 RC, the largest differential between first and second in A.L. since 2006.

2015

- ◆ Finished in the Top 10 of several of the American League's offensive categories including average (9th), runs (3rd), home runs (T-3rd), walks (92, 3rd), OBP (2nd) and slugging (1st)...One of two Angels to ever lead the league in slugging percentage, joining Bobby Grich in 1981 (.543).
- ◆ Finished second in the A.L. MVP race...Garnered 304 points (seven first-place votes), 81 points behind Toronto's Josh Donaldson...Marked fourth consecutive season finishing in the Top 2 of the A.L. MVP race...Joined Yogi Berra as the only players to accomplish the feat...Is one of five players to finish second in the MVP vote at least three times during their careers: Stan Musial (4 times), Ted Williams (4), Albert Pujols (4) and Mickey Mantle (3).

HOME RUNS

- ◆ One of 11 American Leaguers to hit 40 home runs in a season prior to their age 24-year-old campaign and first Angel since Troy Glaus did so in 2000 (47 HR).
- ◆ Hit 26 home runs prior to the All-Star Break, tying the franchise record...One of six A.L. players with 25 homers before the All-Star break in their age 23-year-old season or younger...2015 marks second season with at least 20 home runs prior to Midsummer Classic, joining Albert Pujols (2001-03), Jose Canseco (1986 and 1988) and Eddie Mathews (1955 & 1953) as the only players to accomplish the feat prior to their age-24-year-old season. He and Albert Pujols were just the fourth pair of teammates to log 25 home runs before the All-Star break and first since Ken Griffey Jr. and Alex Rodriguez did so for the Mariners in 1998.
- ◆ For second straight season, homered in first at-bat of the season (both came vs. Felix Hernandez).

ALL-STAR GAME

- ◆ Tabbed an All-Star for the fourth time in his career (fourth full season)...Went 1-for-3 with a home run, a walk and two runs scored en route to capturing second career All-Star Game MVP award (also, 2014)...Was the first player ever to win the award in consecutive seasons and just the fourth to be named the Midsummer Classic MVP multiple times in his career.
- ◆ Hit sixth leadoff home run in All-Star Game history and first since Bo Jackson in 1989 at Anaheim Stadium...With a single in 2012, a double in 2013, a triple in 2014 and a homer in 2015 (all in his first at-bat of the game), joined Lou Whitaker, George Brett and Ted Williams as the only players to tally an All-Star Game cycle during their career.

2023 LOS ANGELES ANGELS

FIELDING

- ◆ Played flawless defense in 156 games in center field (1362.2 innings)...Was the first Angels center fielder to play at least 150 games in a single season without committing an error and just the second Halo outfielder to do so (Brian Downing in 1982)...Was the first American League center fielder to accomplish the feat since Curtis Granderson in 2012 and just the fourth (fifth occurrence) to do so since 2000.

MISC

- ◆ One of seven players all-time to score 100 runs, tally 40 home runs and steal 10 bases in an age-23-year-old season or younger: Troy Glaus in 2000, Alex Rodriguez in 1999 and 1998, Ken Griffey Jr. in 1993, Jose Canseco in 1988, Reggie Jackson in 1969 and Orlando Cepeda in 1961.
- ◆ Named the American League Player of the Month for July...His 12 homers led the Majors while the 24 RBI were tied for first...12 home runs marked the most hit in a single month in his career and tied a franchise record for home runs in the month of July.

2014

- ◆ Named unanimous winner of American League Most Valuable Player Award as voted on by the Baseball Writers' Association of America (BBWAA) after batting .287 (173/602) with 39 doubles, nine triples, 36 home runs, 111 RBI, 83 walks, 16 stolen bases and 115 runs scored with **Angels**...Third Halo to win the award, joining Vladimir Guerrero (2004) and Don Baylor (1979).
- ◆ Tallied a total of 420 points (all 30 first-place votes) and finished 191 votes ahead of second-place finisher Victor Martinez...Just 17th unanimous winner (18th occurrence) in MVP voting process (10th in A.L. history) and youngest ever to accomplish the feat.
- ◆ Set career highs in home runs and RBI while matching a career best in doubles and triples.
- ◆ Ranked in Top 10 in several A.L. offensive categories including runs (115, 1st), RBI (111, 1st), extra-base hits (84, 1st), triples (9, 3rd), slugging percentage (.561, 3rd), walks (83, 4th), home runs (36, T-4th), doubles (39, 6th), OBP (.377, 7th).
- ◆ Just fourth player since 1901 with 115 runs scored, 35 doubles, five triples and 35 home runs in his age-22-year-old season or younger: Alex Rodriguez in 1998, Joe DiMaggio in 1937 and Hal Trosky in 1934.

AWARDS

- ◆ Named to third consecutive All-Star game, fourth A.L. outfielder with three All-Star selections before turning 23, joining Mickey Mantle, Al Kaline and Ken Griffey Jr...Named as Ted Williams Most Valuable Player of Midsummer Classic after going 2-for-3 with a double, triple, two RBI and a run scored...Joined Ken Griffey Jr. in 1992 and Ted Williams in 1941 to have multiple extra-base hits in an All-Star Game before turning 23...At 22 years, 342 days old, is second-youngest player to win award, behind only Ken Griffey, Jr. (1992) at 22 years, 236 days...Fourth Angel to win award, joining Leon Wagner (1962), Fred Lynn (1983) and Garret Anderson (2003).
- ◆ Won third consecutive Louisville Silver Slugger Award (for more info, see Career Summary section).
- ◆ Finished first half of season batting .310 (107/345) with 26 doubles, five triples, 22 home runs, 73 RBI and 65 runs scored...Since 1914, is one of five players to log 25 doubles, 20 home runs and 5 triples before All-Star break: Duke Snider in 1954, Chuck Klein in 1932, Chick Hafey in 1929 and Lou Gehrig in 1927.

HOME RUNS

- ◆ One of eight players (ninth occurrence) in A.L. history to log a 35-homer campaign prior to their age-23 season: Alex Rodriguez (1996 and 1998), Juan Gonzalez (1992), Boog Powell (1964), Ted Williams (1941), Joe DiMaggio (1937), Hal Trosky (1934) and Jimmie Foxx (1930).
- ◆ First Angel with 35-or-more home runs since Vlad Guerrero in 2004.
- ◆ Hit game-tying grand slam in bottom of 8th June 6 off Chris Sale...Marked second career grand slam...Was the second grand slam in club history to tie a game in the 8th inning or later (also, Mark Ryal, Sept. 10, 1987 vs. TEX).

SO GOOD, SO YOUNG

Youngest MVPs in baseball history

Player	Year	Club	Age
Vida Blue	1971	OAK	22 yrs., 64 days
Johnny Bench	1970	CIN	22 yrs., 298 days
Stan Musial	1943	STL	22 yrs., 316 days
Cal Ripken Jr.	1983	BAL	23 yrs., 39 days
Mike Trout	2014	LAA	23 yrs., 52 days

ALL-STAR AND LEAGUE MVPs IN SAME SEASON

Player	Seasons	Club
Maury Wills	1962	Los Angeles Dodgers
Willie McCovey	1969	San Francisco Giants
Steve Garvey	1974	Los Angeles Dodgers
Roger Clemens	1986	Boston Red Sox
Cal Ripken Jr.	1991	Baltimore Orioles
Mike Trout	2014	Los Angeles Angels

LOOK-ALIKES

Players with 350 H, 200 R and 175 BB before their age-22 season

Player	Years	Hits / Runs / Walks
Jimmie Foxx	1925-1929	372 / 241 / 178
Mel Ott	1926-1930	570 / 359 / 203
Ted Williams	1939-1940	378 / 265 / 203
Mickey Mantle	1951-1953	398 / 260 / 197
Al Kaline	1953-1956	540 / 268 / 175
Ken Griffey Jr.	1989-1991	478 / 228 / 178
Mike Trout	2011-2013	399 / 258 / 186



- ◆ Homered in first at-bat of the season...Was 49th home run hit by a Halo on Opening Day...Home run also marked 400th career hit.

RBI

- ◆ Led American League with 111 RBI and established a new career high (97 RBI in 2013)...Just second Halo to lead league in runs batted in: Don Baylor (139 in 1979).
- ◆ First Angel with at least 110 RBI since Vlad Guerrero in 2007 (125)...Is one of three Angel center fielders with 100 RBI seasons: Garret Anderson in 2000 (117 RBI) and Jim Edmonds in 1995 (107).

BATTING SECOND

- ◆ Is one of five players all-time with 35 HR and 105 RBI batting 2nd: Eddie Matthews – 46, 114 in 1959; Alex Rodriguez – 38, 114 in 1998; Jay Bell – 38, 111 in 1999 and Aaron Hill – 36, 108 in 2009.
- ◆ One of nine players all-time to drive in 100 runs from the No. 2 slot in the order and first since Aaron Hill's 108 in 2009.

2013

- ◆ Ranked in the A.L. top 10 in several offensive categories including: average (.323, 3rd), hits (190, T-4th), runs (109, 1st), doubles (39, T-7th), triples (9, 2nd), RBI (97, 9th), walks (110, 1st), slugging (.557, 4th), OBP (.432, 2nd) and stolen bases (33, 8th)...First Major Leaguer to lead league in walks and runs scored since Jeff Bagwell in 1999 with Houston and first A.L. player to do so since Frank Thomas in 1994.
- ◆ Also first player in A.L. history with 25 home runs, 30 stolen bases and 100 walks in a single season.
- ◆ Joined Ty Cobb (1915) and Lenny Dykstra (1993) as only players since 1900 to tally 190 hits, 100 walks and 30 stolen bases in a season.
- ◆ Set a new franchise record by reaching base safely 309 times...Also broke Rickey Henderson's mark (301) for times on base by a player in his age-21 or younger season.
- ◆ Became second-youngest player with 25 home runs and 30 stolen bases in a season...Only player younger was Trout himself in 2012.

WALKS

- ◆ Led A.L. in walks with 110...Third-youngest player (22 yrs. 53 days) to lead a league in free passes since 1900: Donie Bush, 1901, 21 yrs., 360 days led the A.L. and Joe Morgan, 1965, 22 yrs., 14 days led the N.L.
- ◆ According to STATS, was the fourth-youngest A.L. player to draw 100 walks, trailing only Ted Williams (21 yrs. 23 days in 1939), Rickey Henderson (21 yrs. 259 days in 1980) and Jimmie Foxx (21 years, 341 days in 1929).
- ◆ Joined John McGraw, Jimmie Foxx, Mel Ott, Ted Williams and Rickey Henderson as the only players to collect at least 100 walks in their age-21 or younger season.

RUNS

- ◆ Led the American League in runs scored (109) for the second straight season...Was the first player to lead either league in runs in consecutive campaigns since Albert Pujols in 2009 and 2010 and the first Angel ever to accomplish the feat.

MISC

- ◆ For the second straight season, led the Majors in WAR (Wins Above Replacement)...By Fangraphs WAR, his 10.4 WAR in 2013 and his 10.0 WAR in 2012 make him the eighth player in MLB history to post 10 WAR in back-to-back seasons, joining Ty Cobb, Babe Ruth, Rogers Hornsby, Ted Williams, Mickey Mantle, Willie Mays and Barry Bonds.
- ◆ Finished the first half batting .322 (119/370) with 65 runs scored, 29 doubles, eight triples, 15 HR and 59 RBI...Joined Lou Gehrig (1927), Chuck Klein (1932) and Duke Snider (1954) as the only Major Leaguers since 1916 to have at least 25 doubles, five triples, 15 home runs and 115 hits before the All-Star break.
- ◆ Played 300th career game Aug. 17...Joined Ted Williams and Wade Boggs as the only players since 1935 with at least 360 hits and 150 walks in their first 300 games...Also joined Joe DiMaggio, Ernie Banks, Willie Mays and Nomar Garciaparra as the only Major Leaguers to log 15 triples and 55 home runs in their first 300 tilts.
- ◆ For the second straight season, named by *Baseball America* as the Major League Player of the Year.

2012

- ◆ In voting by BBWAA, named unanimous winner of American League Rookie of Year, becoming just second Angel to win award (Tim Salmon in 1993)...Received all 28 first-place votes, making him 18th unanimous selection in history of award and just eighth in A.L. history.
- ◆ Finished 2nd in voting for A.L. Most Valuable Player Award...Received six first-place votes and 281 total points...Highest finish by a rookie in MVP race since Ichiro Suzuki won award in 2001.
- ◆ Finished year in A.L.'s top five in several offensive categories including average (2nd), runs scored (1st, led Majors), steals (1st, led Majors), slugging (.564, 3rd) and on-base percentage (.399, 3rd)...Became first player to hit above .320 with 30 HR and 125 runs scored since Albert

RUN, ROOKIE!

Most runs scored by an A.L. rookie

Player	Runs	Games	Year
1. Joe DiMaggio	132	138	1936
2. Ted Williams	131	149	1939
3. Mike Trout	129	136	2012

2023 LOS ANGELES ANGELS

- ◆ Pujols in 2005 and first A.L. player to do so since Manny Ramirez in 1999 (w/ CLE).
- ◆ Became first player in Major League history to steal 45 bases, score 125 runs and hit 30 home runs in a single season...Also is only Major League to ever hit .320 or above with 30 homers and 45 steals in single campaign... Fell one stolen base shy of joining Barry Bonds and Eric Davis as only players to post a 30-HR/50-SB season.
- ◆ First rookie in MLB history to record a 30-HR/40-SB season...One of six rookies to hit .320 or above with 30 or more home runs: Hal Trosky - .330, 35 HR in 1934, Ted Williams - .327, 31 HR in 1939, Walt Dropo .322, 34 HR in 1950, Tony Oliva - .323, 32 HR in 1964 and Albert Pujols - .329, 37 HR in 2001.
- ◆ Missed first 20 games of Major League season after starting year with Triple-A **Salt Lake**...Recalled April 28 after batting .403 (31/77) with four doubles, five triples, a home run and 13 RBI in 20 games with Bees.

TROUT'S CLOUT

Age-20 season batting .320+ with 30 home runs

Player	Season	Average / Home Runs
Mel Ott	1929	.328 / 42 HR
Ted Williams	1939	.327 / 31 HR
Alex Rodriguez	1996	.358 / 36 HR
Mike Trout	2012	.326 / 30 HR

HOME RUNS

- ◆ His 30 HR from leadoff spot are a new Angels franchise record...Since the start of 1974 season, his 30 home runs were tied with Nomar Garciaparra (30 HR in 1997) for most by a rookie leadoff hitter.
- ◆ With 30th home run (Sept. 30), joined Bobby Bonds (1977) as the only Angels to ever record a 30-HR/40-SB season...Was youngest player to ever reach 30 HR and 30 SB in a season (age 21).

RUNS

- ◆ Led Majors with 129 runs...Became youngest player ever to lead A.L. in runs (21 years, 57 days).
- ◆ With his 125th run scored Sept. 28, set a new Angels single-season record, passing Vladimir Guerrero's mark of 124 runs in 2004.
- ◆ Had a streak of 15 consecutive games with a run scored from July 5-23...Tied longest such streak by an MLB rookie, set by Roy Hartsfield with Boston Braves in 1950 - ELIAS.

FISH TALE

Prior to Trout's call-up on Apr. 28, the Angels posted a 6-14 record, tied for the 28th-best record in baseball and were averaging 3.7 runs per game...From Apr. 28 on, the club went 83-59, the second-best record in the A.L. (0.5 GB) and averaged 4.9 runs per game.

STOLEN BASES

- ◆ With his 49 stolen bases, became first Halo to lead Majors in steals since Chone Figgins' 62 in 2005...On August 23, became youngest player to steal at least 40 bases in a season since Ty Cobb in 1907.
- ◆ Successful on 49 of 54 stolen base attempts (90.7%)...90.7% success rate is tops in franchise history (min. 50 attempts).

DEFENSE

- ◆ Posted .988 fielding percentage in outfield, including a .993 showing in center...Robbed approximately four home runs in 2012, becoming one of four players since 2004 to have four robberies in a season: Nook Logan (2005 Tigers), Gary Matthews Jr. (2006 Rangers) and Adam Jones (2009 Orioles)...According to FanGraphs, saved 22 runs on defense which ranked fifth in Majors.

PRE-ALL-STAR BREAK

- ◆ Hit .341 (88/258) with 15 doubles, 12 home runs, 40 RBI and 26 stolen bases in 64 games before All-Star break... Finished first half of season leading A.L. in average...According to ELIAS, was the first A.L. rookie to lead league in average at the break since Jim Gentile in 1960 (.328).
- ◆ Became first player in franchise history to steal 25 bags and hit 10 home runs before break.

MISC

- ◆ According to Baseball-Reference.com, his 10.7 Wins Above Replacement (WAR) was best for any player since Barry Bonds' back-to-back seasons of 11.6 (2001-03)...Only three players 25 or younger posted a better WAR: Babe Ruth - 11.6 in 1920 (age 25), Lou Gehrig - 11.5 in 1927 (age 24), Mickey Mantle - 11.1 in 1957 and 11 in 1956 (age 24 and 25)...The last center fielder to post a 10.5 WAR or higher was Willie Mays with 10.9 in 1965.
- ◆ Hit .353 with 18 HR and 31 stolen bases by the end of July, joining Rickey Henderson (.352, 16 HR, 47 SB in 1985) as only two players in Major League history to hit .350 or above with 15+ HR and 30 or more SB before August 1.
- ◆ Set A.L. record for July home runs by a rookie (10).
- ◆ After his first 81 games of season (on July 31), had scored 80 runs and driven in 55 RBI...The last rookie to do so was Joe DiMaggio (87, 83) in 1936 - ELIAS...Only one other player since 1920 has had as many hits (116), RBI (55) and SB (31) in his first 81 games of a season as Trout has had through his first 81 - George Sisler in 1922 - ELIAS.



AWARDS

- ◆ Honored by Baseball America as its 2012 Player of the Year and Rookie of the Year...Became first player to win both awards in same season, and first Angel to win either award.
- ◆ Voted by his teammates as Club's team MVP...Joins Bobby Knoop (1964), Tim Salmon (1993) and Mark Trumbo (2011) as only rookies ever to win award.
- ◆ Participated in his first career All-Star Game July 10, going 1-for-1 with a walk and a stolen base...Became youngest player to collect a hit in an All-Star Game since Al Kaline in 1955...Was seventh-youngest A.L. position player in history of the Midsummer Classic, including fifth-youngest A.L. All-Star outfielder – ELIAS.
- ◆ Named both A.L. Player of the Month and Rookie of the Month for July...First A.L. position player to win both awards in same month.
- ◆ Received American League Rookie of Month honors in May, June, July and August...Was first rookie to ever win award in four consecutive months and first to receive honor four times in a season since Ichiro Suzuki in 2001.
- ◆ Nominated for Sports Illustrated's Sportsman of the Year.

PRIZED TROUT

Notable awards for Trout in 2012...

A.L. Rookie of the Year

Louisville Silver Slugger

Oscar Charleston Award (A.L.)

BBWAA's Angels Team MVP

A.L. Player of the Month for July

Angels Team MVP

Baseball America's Player of the Year

A.L. Outstanding Rookie - Player's Choice Awards

MLBPAA overall Heart and Hustle Award recipient

A.L. Rookie of the Month - May, June, July & Aug.

A.L. All-Star

Baseball America's Rookie of the Year

Sporting News' A.L. Rookie of the Year

Wilson's Defensive Player of the Year

Co-A.L. Player of the Week (June 10)

2011

- ◆ Had contract selected by Angels July 8 and made MLB debut as starting center fielder (0/3) that evening...At age 19 years, 335 days, was youngest player to make MLB debut for Angels since May 30, 1971, when Andy Hassler debuted at age 19 years, 224 days...Third-inning bunt single off Michael Pineda July 9 vs. Seattle marked first Major League hit...RBI single in 6th July 15 at Oakland marked first career RBI...Hit first MLB HR (3-run) July 24 at Baltimore in front of several family members and friends in attendance from New Jersey...Two weeks shy of his 20th birthday, became third teenager to homer for Angels, joining Ed Kirkpatrick and Aurelio Rodriguez.
- ◆ Hit two home runs August 30 at Seattle (2/4, 3 R, 2 HR, 5 RBI)...At 20 years and 23 days old, became youngest Angel with two HR in a game (previously Tom Brunansky at 20 years, 234 days in 1981).
- ◆ Participated in the Arizona Fall League after season.

POSTSEASON SUMMARY

- ◆ Made postseason debut in 2014 vs. Kansas City...Started all three games in center field...Went 1-for-12 (.083) with a home run, RBI and a run scored...Connected for solo home run in the first inning of Game 3...Gave the Angels their only lead of series...At 23 years, 59 days old, became youngest Angel to homer in the postseason, surpassing Dick Schofield's previous mark of 23 years, 323 days (homered in Game 3 of the ALCS vs. Baltimore).

DIVISION SERIES TOTALS

Year	Club, Opp	AVG	G	AB	R	H	2B	3B	HR	RBI	SH	SF	HBP	BB	IBB	SO	SB	CS	GDP	SLG	OBP	E
2014	— LAA, KC	.083	3	12	1	1	0	0	1	1	0	0	0	3	0	2	0	1	0	.333	.267	0

NOTABLE MINOR LEAGUE AWARDS AND HONORS

- ◆ **2011** Baseball America's 2011 Minor League Player of Year...Sporting News' Minor League Player of the Year...Toppers Double-A All-Star...Texas League Mid-Season and Post-Season All-Star...MiLB.com Organizational All-Star...Arizona League Rising Stars Game...Baseball America Minor League All-Star...MLB Futures Game Selection.
- ◆ **2010** Midwest League Most Valuable Player...Prospect of the Year in both the California and Midwest Leagues...Midwest League Mid-Season and Post-Season All-Star...MiLB.com Organizational All-Star...Baseball America Minor League All-Star...MLB Futures Game Selection...Toppers Class-A All-Star...Selected to USA Baseball roster for the Pan American Games/World Cup Qualifying Tournament.
- ◆ **2009** Arizona League Post-Season All-Star.

2023 LOS ANGELES ANGELS

CAREER TRANSACTIONS

- ◆ June 9, 2009...Selected by the **Angels** in the 1st round (25th overall) of the First-Year Player Draft.
- ◆ March 28, 2014....Signed six-year extension with the **Angels**.
- ◆ March 20, 2019....Signed 12-year extension with the **Angels**.

PERSONAL/MISC

- ◆ Michael Nelson Trout...On Twitter: @MikeTrout.
- ◆ He and wife Jessica (married Dec. 16, 2017) welcomed their first child, son Beckham Aaron Trout on July 30, 2020... Beckham's middle name is a tribute to Jessica's late brother, Aaron Cox
- ◆ Mike and Jessica have collaborated with the sports apparel brand Tiny Turnip to create a campaign titled "Your Game Isn't Over Yet...Proceeds of sales from the campaign's exclusive shirt are donated in support of the American Foundation for Suicide Prevention...For more information on the program, click [HERE](#).
- ◆ During 2021, was one of six Major League players featured in large photos outside of Major League Baseball's new headquarters in New York City...The building is located directly across the street from Radio City Music Hall.
- ◆ Was the focal point in MLB Network Presents documentary series, Mike Trout: Millville to MVP, which debuted in April 2017...In 2018, was the focus of an episode of ESPN's E60.
- ◆ Is an avid hunter in offseason...Also enjoys fishing, golfing, table tennis (ping-pong) and weather forecasting.
- ◆ Active participant in the Angels Baseball Foundation's monthly visits to the Children's Hospital of Orange County.
- ◆ Has appeared on cover of several major publications including Men's Health, Sports Illustrated & ESPN The Magazine.
- ◆ On July 24, 2015, the Club unveiled a life-size bobblehead of Trout to commemorate his MVP Award...The bobblehead currently sits on the Terrace Level near Section 221.
- ◆ In 2014, President Obama referred to Trout during a speech discussing the versatility of the farm bill..."It's like Mike Trout, for those of you who know baseball. It's somebody who's got a lot of tools and multitasks."
- ◆ During the 2014 season, Nike debuted the Nike Lunar Vapor Trout...Is just the second baseball player to have his own signature Nike shoe, joining Ken Griffey Jr....Company released the second edition in 2015, third in 2016, fourth in 2017, fifth in 2018 and sixth in 2019.
- ◆ Had scholarship to East Carolina University before being drafted by Angels...Switched from shortstop to outfield as a senior at Millville H.S. in New Jersey...Set the New Jersey high school record with 18 home runs as a senior.... Tossed a no-hitter against Egg Harbor Township...At one point during career, tried to switch hit...Was an All-Conference basketball player and was the high school's quarterback and safety...In 2013, high school renamed their baseball field after him.
- ◆ Father, Jeff, played in Twins farm system after being drafted by Minnesota in the 5th round out of the University of Delaware...Prior to his retirement, Jeff Trout taught and coached football at Millville H.S.
- ◆ Originally signed by Angels scout Greg Morhardt...Morhardt played in minor leagues with Jeff Trout...Only player to appear at the MLB Network studios for 2009 Draft.

MISCELLANEOUS STATS

TWO-HR GAMES (24)

June 16, 2022 at Seattle
April 23, 2022 vs. Baltimore
July 7, 2019 at Houston
April 5, 2019 vs. Texas
June 12, 2018 at Seattle
Aug. 19, 2017 at Baltimore
July 8, 2015 at Colorado
Sept. 13, 2014 vs. Texas

June 11, 2022 vs New York (N.L.)
Aug. 10, 2020 vs. Oakland
July 3, 2019 at Texas
Sept. 8, 2018 at Chicago (A.L.)
June 11, 2018 at Seattle
Sept. 17, 2015 at Minnesota
July 10, 2015 at Seattle
June 17, 2014 at Cleveland

May 10, 2022 vs. Tampa Bay
Aug. 5, 2020 at Seattle
June 19, 2019 vs. Toronto
July 25, 2018 vs. Chicago (A.L.)
Sept. 29, 2017 vs. Seattle
July 26, 2015 vs. Texas
Apr. 17, 2015 at Houston
Aug. 30, 2011 at Seattle

CAREER GRAND SLAMS (2)

June 19, 2019 at Toronto
July 26, 2015 vs. Texas

April 6, 2019 vs. Texas
June 7, 2014 vs. Colorado

Sept. 17, 2015 at Minnesota
Apr. 20, 2013 vs. Detroit

CAREER LEADOFF HOME RUNS (6)

Sept. 5, 2022 vs. Detroit
Sept. 8, 2012 vs. Detroit

Sept. 28, 2012 at Texas
Aug. 8, 2012 vs. Boston

Sept. 9, 2012 vs. Detroit
Aug. 18, 2012 vs. Tampa Bay

CAREER WALK-OFF HITS / RBI (3)

July 17, 2015 vs. BOS (Solo HR; 9th)

July 4, 2014 vs. HOU (Solo HR; 9th)

May 15, 2014 vs. TB (3-run HR; 9th)



ALL-STAR GAME RECORD

Year	Club, Site	AVG	G	AB	R	H	2B	3B	HR	RBI	SH	SF	HBP	BB	IBB	SO	SB	CS	GDP	SLG	OBP	E	
2012	—A.L., KC	1.000	1	1	0	1	0	0	0	0	0	0	0	1	0	0	1	0	0	1.000	1.000	0	
2013	—A.L., NYM	.333	1	3	0	1	1	0	0	0	0	0	0	0	0	0	0	0	0	1	.667	.333	0
2014	—A.L., MIN	.667	1	3	1	2	1	1	0	2	0	0	0	0	0	0	0	0	0	1.667	.667	0	
2015	—A.L., CIN	.333	1	3	2	1	0	0	1	1	0	0	0	1	0	1	0	0	0	1.333	.500	0	
2016	—A.L., SD	.333	1	3	0	1	0	0	0	0	0	0	0	0	0	1	0	0	0	.333	.333	0	
2017	—A.L., MIA	--DID NOT PLAY DUE TO INJURY--																					
2018	—A.L., WAS	.500	1	2	1	1	0	0	1	1	0	0	0	1	0	0	0	0	0	2.000	.667	0	
2019	—A.L., CLE	.000	1	2	0	0	0	0	0	0	0	0	0	0	0	0	0	0	0	.000	.000	0	
2021	—A.L., COL	--DID NOT PLAY DUE TO INJURY--																					
TOTALS		.412	7	17	4	7	2	1	2	4	0	0	0	3	0	2	1	0	1	1.000	.500	0	

CAREER FIELDING

POS	PCT	G	PO	A	E	TC	DP
OF	.994	1382	3191	40	21	3252	10

TROUT'S CAREER HIGHS

	SEASON		GAME
AVG	.326 — 2012	H	5 — 2 times; last, 9/8/18 at CWS
H	190 — 2013	HR	2 — 24 times; last, 6/16/22 at SEA
R	129 — 2012	R	4 — 6 times; last, 8/29/20 vs. SEA
2B	39 — 2014 & 2013	2B	3 — 5/26/18 at NYG
HR	45 — 2019	RBI	7 — 6/19/19 at TOR
RBI	111 — 2014	SB	3 — 3 times; last, 8/6/12 at OAK
SB	49 — 2012	Hit Streak	17 — Apr. 17 - May 5, 2017

TROUT



2023 LOS ANGELES ANGELS



10 >>>

GIO URSHELA

BORN: OCT. 11, 1991
BIRTHPLACE: CARTAGENA,
 COLOMBIA

OPENING DAY AGE: 31
RESIDES: CARTAGENA,
 COLOMBIA

MLB SERVICE: 5 YEARS, 127 DAYS
ACQUIRED: FROM MINNESOTA FOR RHP ALEJANDRO HIDALGO, NOV. 18 2022
SIGNED THRU: 2023

INFIELDER

HEIGHT >>> 6-0

WEIGHT >>> 220

BATS >>> R

THROWS >>> R

URSHELA'S LIFETIME PLAYING RECORD

Year	Club	AVG	G	AB	R	H	2B	3B	HR	RBI	SH	SF	HP	BB	IBB	SO	SB	CS	GDP	SLG	OBP	E
2009	—Indians (DSL)	.269	27	108	10	29	8	1	24	0	1	1	1	7	0	14	2	2	4	.389	.316	10
	Indians (AZL)	.257	32	105	10	27	2	0	11	1	2	1	10	0	12	3	0	3	.276	.322	11	
2010	—MahoningValley	.290	58	221	22	64	8	0	3	35	1	6	3	12	1	32	5	3	5	.367	.326	8
2011	—Lake County	.238	126	505	57	120	24	2	9	46	2	4	4	14	1	69	3	0	11	.347	.262	22
2012	—Carolina	.279	114	438	50	122	30	1	14	59	6	8	7	16	0	61	1	1	17	.447	.309	10
2013	—Akron	.270	116	445	42	120	23	2	8	43	4	2	1	14	0	48	1	1	17	.384	.292	12
2014	—Akron	.300	24	90	15	27	9	0	5	19	0	1	1	6	1	16	1	1	2	.567	.347	4
	Columbus	.276	104	395	63	109	27	6	13	65	1	1	3	30	1	51	0	2	11	.473	.331	5
2015	—Columbus	.272	22	81	12	22	5	1	3	9	0	0	0	3	0	12	0	0	4	.469	.298	3
	CLEVELAND	.225	81	267	25	60	8	1	6	21	1	0	2	18	0	58	0	1	9	.330	.279	6
2016	—Columbus	.274	117	468	54	128	24	1	8	57	1	6	1	15	0	58	0	0	11	.380	.294	9
2017	—Columbus	.266	76	297	34	79	12	1	6	34	1	2	5	20	1	45	0	0	8	.374	.321	6
	CLEVELAND	.224	67	156	14	35	7	0	1	15	1	0	0	8	0	22	0	0	6	.288	.262	5
2018	—Columbus (1)	.324	11	37	6	12	4	0	0	7	0	0	0	5	0	9	0	0	2	.432	.405	1
	Buffalo	.244	24	86	7	21	3	0	0	5	0	1	0	4	0	9	0	0	2	.279	.275	3
	Scranton/WB	.307	27	101	14	31	7	2	2	12	1	0	1	4	0	13	0	0	2	.475	.340	1
	TORONTO	.233	19	43	7	10	1	0	1	3	0	0	1	2	0	10	0	0	1	.326	.283	1
2019	—NEW YORK	.314	132	442	73	139	34	0	21	74	0	4	5	25	1	87	1	1	13	.534	.355	13
	Scranton/WB	.444	2	9	2	4	2	0	0	1	0	0	0	0	0	2	0	0	0	.667	.444	0
2020	—NEW YORK (AL)	.298	43	151	24	45	11	0	6	30	0	4	1	18	0	25	1	0	6	.490	.368	1
2021	—NEW YORK (AL)	.267	116	420	42	112	18	2	14	49	0	1	1	20	0	109	1	0	16	.419	.301	12
	Somerset (1)	.500	2	8	3	4	1	0	0	0	0	0	1	0	0	1	0	0	0	.625	.556	0
2022	—MINNESOTA	.285	144	501	61	143	27	3	13	64	0	7	2	41	2	96	1	0	21	.429	.338	6
MAJOR TOTALS		.275	602	1980	246	544	106	6	62	256	2	16	12	132	3	407	4	2	72	.428	.321	44
MINOR TOTALS		.271	882	3394	401	919	189	17	72	427	18	34	29	160	5	452	16	10	99	.400	.306	40

* led or tied for league lead
 (1) rehab assignment

Disabling Injuries: **2021** — Left hamstring strain; disabled Aug. 3 - 26
 Disabled July 16-July 25
 Disabled April 9-10
2020 — Right elbow spur; disabled Sept. 9 - 15
2019 — Left groin injury; disabled Aug. 30 (retro to Aug. 29) - Sept. 8
2018 — Right hamstring strain; disabled March 29 (retro to March 26) - May 4

2022 SEASON

- ◆ In first season with **Minnesota**, set new career highs in hits (143), walks (41) and games played (144)...Finished tied for first on Twins in games, tied for second in RBI (64), third in hits and fourth in runs scored (61)...Marked second career 20 2B/10 HR season of career (also, 2019).
- ◆ Appeared in 136 games at third base, posting a .983 fielding percentage, good for third in the American League.
- ◆ Hit .310 (78/252) in 73 home games, the seventh-best mark in the American League and 11th in baseball.
- ◆ Recorded 500th career hit Aug. 28 vs. San Francisco...Became fourth Colombian-born player in AL/NL history with 500 career hits, joining Donovan Solano, Orlando Cabrera and Edgar Renteria...Tallied 100th career double the following night, August 29 vs. Boston...Appeared in 600th game of career Oct. 3 at the White Sox.
- ◆ Collected two walk-off hits (third and fourth of career): May 23 vs. Detroit and Aug. 1st vs. Detroit.





- ◆ Was Club's Opening Day third baseman, batting fourth on April 8 vs. Seattle...Hit 50th major league home run that day, becoming third Colombian-born player in big league history to reach that mark, joining Edgar Rentería (140) and Orlando Cabrera (123).
- ◆ Acquired by the Twins with Gary Sanchez from the Yankees March 13 in exchange for Josh Donaldson, Isiah Kiner-Falefa and Ben Rortvedt.

CAREER SUMMARY

- ◆ Beginning eighth big league season with fourth organization
- ◆ Made big league debut June 9, 2015 with Cleveland...Tallied first hit and first homer June 11 vs. Seattle...Appeared in 500th career game May 28, 2022 and 600th Oct. 3...With 500th career hit Aug. 28, 2022, joined Donovan Solano, Orlando Cabrera and Edgar Rentería as the only Colombian-born players to reach the mark.
- ◆ Named an A.L. Gold Glove finalist at third base in 2020 (Kiener-Falefa - winner).
- ◆ Played for Team Columbia in the 2017 and 2022 World Baseball Classics.

MAJOR LEAGUE SUMMARY

2021

- ◆ In final season with the Yankees, appeared in 116 and scored 43 runs, then the second most of career...
- ◆ Had career-high 23-game on-base streak from April 14-May 15, batting .321 (26/81) over the span...Recorded a season-high 12-game hitting streak from September 19-October 2, going 16-for-44 (.364).
- ◆ Saw action defensively at third base (96 G) and shortstop (28 G).

2020

- ◆ In second season with the **Yankees**, made first career Opening Day roster...Started the season opener at third base for New York...Despite shortened season, 11 doubles, 30 RBI and six home runs were all then the second most of career.
- ◆ One of three finalists for the AL Gold Glove at 3B...posted an AL-best 5.4 UZR, while .992 fielding percentage was best among all Major League third basemen.
- ◆ Logged a season-high 13-game hitting streak from Aug. 31 - Sept. 24, the longest of the season by a Yankee.
- ◆ Notched first career grand slam Aug. 1 vs. the Red Sox and matched a career-high four RBI.

2019

- ◆ Logged arguably best season of career during fourth big league campaign and first with the **Yankees**...Set career highs in average (.314), doubles (34), home runs (21), runs scored (73) and RBI (74)...Began season with Triple-A Scranton/Wilkes-Barre, playing in two games before having contract selected April 6.
- ◆ Ranked second in the Majors with a .625 (5-for-8) average with the bases loaded (min. 10PA)...Hit .272 (66-for-243) with two strikes, the third-best mark in the Majors.
- ◆ Collected his first career "walk-off" hit with a two-out RBI single May 17 vs. Tampa Bay.
- ◆ Made his first career appearance in the OF as a left-field defensive replacement on July 25 at Boston.
- ◆ Recorded a career-high-tying 13-game hitting streak from July 22 - Aug. 8 (also, June 20- July 4, 2015).

2018

- ◆ Spent season with the **Indians**, **Blue Jays** and **Yankees** organizations...Began the year on the Indians I.L. before being reinstated May 4 and designated for assignment...Traded to the Blue Jays May 9 in exchange for future considerations...Appeared in 19 big league games with Toronto before being DFA'd June 26...Acquired by the Yankees Aug. 4 in exchange for cash considerations...Finished the season with Triple-A **Scranton/Wilkes-Barre**.

2017

- ◆ Returned to the Majors with **Cleveland**, appearing in 67 big league games with the Tribe...Saw action across two Major League stints.
- ◆ Prior to the season, played for Columbia in the World Baseball Classic, going 2-for-14 (.143) with one RBI in three games.

2016

- ◆ Spent the entire season with Triple-A **Columbus**.

2015

- ◆ Spent majority of the first half of the season with Triple-A **Columbus** before making Major League debut June 9 vs. Seattle.. Collected first hit (third-inning RBI single off Tom Wilhelmson) and first home run (solo shot off Vidal Nuño in the fifth inning) on June 11 vs. Seattle.
- ◆ Hit game-winning two-run HR in the 12th inning on Aug. 4 at Angel Stadium, becoming the second player in Indians history to break a 0-0 tie with an extra-inning HR (also, Brook Jacoby on April 15, 1991 at Boston).



2023 LOS ANGELES ANGELS

POSTSEASON SUMMARY

- ◆ Veteran of 22 postseason games across four different seasons...Owns 16 career hits in 76 postseason at-bats (.211) with a double, three home runs and eight RBI.
- ◆ During **2021** Wild Card game vs. Boston, went 1-for-3 in New York's 6-2 loss at Fenway Park.
- ◆ In **2020**, hit .179 (5-for-28) in seven postseason games with the Yankees...In the Wild Card Series vs. Cleveland, tallied three hits in nine at-bats, including a grand slam in the Yankees' 10-9 victory to clinch the series...Became the first third baseman in franchise history to hit a grand slam in the postseason and 13th Yankee to hit a grand slam in the playoffs...Marked just the third go-ahead postseason grand slam in franchise history, joining Tino Martinez in 1998 World Series Game 1 (tied 5-5) and Gil McDougald in 1951 World Series Game 5 (tied 1-1).
- ◆ In **2019**, combined to go 8-for-33 (.242) in the ALDS and ALCS...Started all nine of the games at third base for New York...Hit first career postseason home run in ALCS Game 1 at Houston...reached base safely four times in ALCS Game 6 at Houston (3-for-3, 2R, 1HR, 1RBI, 1BB), hitting a fourth-inning solo HR.
- ◆ Made postseason debut in 2017...Started all five games of the ALDS vs. the Yankees, going 2-for-12 (.167) with an RBI.

WILD CARD GAME TOTALS

Year	Club, Opp	AVG	G	AB	R	H	2B	3B	HR	RBI	SH	SF	HBP	BB	IBB	SO	SB	CS	GDP	SLG	OBP	E
2020	—NYY, CLE	.333	2	9	3	3	0	0	1	5	0	1	0	0	0	3	0	0	0	.667	.300	0
2021	—NYY, BOS	.333	1	3	0	1	0	0	0	0	0	0	0	0	0	1	0	0	0	.333	.333	0
Totals		.333	3	12	3	4	0	0	1	5	0	1	0	0	4	0	0	0	.583	.308	0	

DIVISION SERIES TOTALS

Year	Club, Opp	AVG	G	AB	R	H	2B	3B	HR	RBI	SH	SF	HBP	BB	IBB	SO	SB	CS	GDP	SLG	OBP	E
2017	—CLE, NYY	.167	5	12	0	2	0	0	0	1	1	0	0	0	0	6	0	0	0	.167	.167	2
2019	—NYY, MIN	.250	3	12	1	3	1	0	0	0	0	0	0	0	0	2	0	0	1	.333	.250	0
2020	—NYY, TB	.105	5	19	1	2	0	0	0	0	0	0	2	0	4	0	0	0	.105	.190	1	
Totals		.163	13	43	2	7	1	0	0	1	1	0	2	0	12	0	0	1	.186	.200	3	

CHAMPIONSHIP SERIES TOTALS

Year	Club, Opp	AVG	G	AB	R	H	2B	3B	HR	RBI	SH	SF	HBP	BB	IBB	SO	SB	CS	GDP	SLG	OBP	E
2019	—NYY, HOU	.238	6	21	3	5	0	0	2	2	0	0	0	2	0	2	0	0	0	.524	.304	0

WORLD SERIES TOTALS

Year	Club, Opp	AVG	G	AB	R	H	2B	3B	HR	RBI	SH	SF	HBP	BB	IBB	SO	SB	CS	GDP	SLG	OBP	E
2020	—TB, LAD	.125	5	8	1	1	0	0	1	1	0	0	0	1	0	2	0	0	0	.500	.222	0

NOTABLE MINOR LEAGUE AWARDS AND HONORS

- ◆ **2016** International League Player of the Week (Aug. 7)... International League Player of the Week (May 1).
- ◆ **2014** MiLB.com Organization All-Star.
- ◆ **2012** Carolina League Player of the Week (Aug. 13).
- ◆ **2013** New York-Penn League Player of the Week (Aug. 9).

CAREER TRANSACTIONS

- ◆ July 8, 2008...Signed by the **Indians** as an international free agent.
- ◆ May 9, 2018...Traded by the **Indians** to the **Blue Jays** in exchange for Player to be Named Later or cash considerations.
- ◆ Aug. 4, 2018...Traded by the **Blue Jays** to the **Yankees** in exchange for cash considerations.
- ◆ March 13, 2022...Traded by the **Yankees** with C Gary Sanchez to the **Twins** in exchange for INF Josh Donaldson, INF Isiah Kiner-Falefa and C Ben Rortved.
- ◆ Nov. 18, 2022...Traded by the **Twins** to the **Angels** in exchange for RHP Alejandro Hidalgo.

PERSONAL/MISC

- ◆ Giovanni Urshela... Pronounced "urr-SHEL-lah...On Twitter: @Urshela10 and Instagram: @urshela10.
- ◆ Married to Danna (Delgado)...Couple has one daughter, Gianna.
- ◆ In February 2021, was named an official Health Ambassador for Hackensack Meridian Health...in the role, engaged with pediatric patients through virtual visits and other events at the Joseph M. Sanzari Children's Hospital in Hackensack, K. Hovanian Children's Hospital in Neptune, NJ and other locations throughout the network.
- ◆ Just the third player to play for the Angels with the surname starting with "U": Tim Unroe (1999) and Justin Upton (2017-2021).

MISCELLANEOUS STATS

CAREER MULTIPLE-HOME RUN GAMES (2)

TWO-HR GAMES (2)

Aug. 8, 2019 at TOR

Aug. 7, 2019 at BAL

CAREER GRAND SLAMS HOME RUNS (1)

Aug. 1, 2020 vs. BOS

CAREER WALK-OFF PLATE APPEARANCE / HIT / RBI (4)

Aug. 1, 2022 vs. ARI (2-run home run; 10th)

May 23, 2022 vs. NYY (RBI-single; 9th)

Aug. 30, 2020 vs. NYM (RBI-single; 8th, G1)

May 17, 2019 vs. TB (RBI-single; 9th)

CAREER FIELDING

POS	PCT	G	PO	A	E	TC	DP
1B	1.000	3	10	0	0	10	0
2B	.909	5	2	8	1	11	2
3B	.969	548	321	933	40	1294	105
SS	.968	43	30	62	3	95	8
LF	1.000	1	2	0	0	2	0

URSHELA'S CAREER HIGHS

	SEASON		GAME
AVG	.314 — 2019	H	4 — 4 times; last, 8/16/22 vs. KC
H	143 — 2022	HR	2 — 2 times; last, 8/8/19 at TOR
R	73 — 2019	R	3 — 7 times; last, 9/28/22 vs. CWS
BB	41 — 2022	BB	4 — 6/9/19 at CLE
2B	34 — 2019	2B	2 — 9 times; last, 6/27/22 at CLE
HR	21 — 2019	RBI	4 — 5 times; last, 8/1/20 vs. BOS
RBI	74 — 2019	Hit Streak	13 — 3 times; last, Aug. 31 - Sept. 24, 2020



2023 LOS ANGELES ANGELS



67

CÉSAR VALDEZ

BORN: MAR. 17, 1985

BIRTHPLACE: SANTO DOMINGO, DR

MLB SERVICE: 2 YEARS, 42 DAYS

ACQUIRED: SIGNED AS MINOR LEAGUE FREE AGENT, DEC. 5, 2022

SIGNED THRU: 2023; SIGNED ONE-YEAR CONTRACT; 3/3 OPTIONS USED

OPENING DAY AGE: 38

RESIDES: SANTO DOMINGO, DR

RHP

HEIGHT >>> 6-2

WEIGHT >>> 225

BATS >>> R

THROWS >>> R

NON-ROSTER INVITEE

VALDEZ'S LIFETIME PITCHING RECORD

Year	Club	W-L	ERA	G	GS	CG	GF	SHO	SV	IP	H	R	ER	HR	HB	BB	IBB	SO	WP	BK	BAA
2005	D-backs (DSL)	3-4	2.59	20	0	0	-	0	2	31.1	25	10	9	1	1	3	0	45	2	0	---
2006	Yakima	7-5	3.15	16	16	2	0	0	0	97.0	97	43	34	5	3	20	0	81	5	0	.257
2007	South Bend	7-10	3.41	25	25	2	0	1	0	148.0	130	63	56	11	12	32	0	106	12	0	.235
2008	Visalia	10-3	2.53	15	15	1	0	1	0	96.0	88	36	27	5	3	16	0	80	5	1	.238
	Mobile	3-5	4.06	12	12	0	0	0	0	64.1	63	30	29	2	4	23	1	60	0	0	.261
2009	Reno	7-6	4.78	19	18	0	1	0	0	96.0	103	58	51	16	4	30	1	60	6	1	.272
2010	Reno	6-10	5.90	20	18	0	1	0	0	97.2	110	68	64	12	5	49	0	92	14	0	.284
	ARIZONA	1-2	7.65	9	2	0	3	0	0	20.0	29	19	17	2	1	10	2	13	3	0	.337
2011	Indianapolis	1-1	3.86	34	0	0	14	0	5	42.0	36	20	18	2	3	17	2	36	0	0	.228
	New Orleans	0-1	7.59	8	0	0	3	0	0	10.2	13	9	9	5	0	3	0	13	0	0	.302
2012	Laguna (Mex.)	11-8	5.27	24	23	2	0	1	0	135.0	171	87	79	14	5	18	1	84	9	0	.310
2013	Laguna (Mex.)	3-3	4.93	12	12	1	0	0	0	65.2	89	44	36	11	1	11	1	59	5	0	.320
	Aguas. (Mex.)	0-0	7.71	1	1	0	0	0	0	4.2	5	4	4	0	1	2	0	1	0	0	.294
2014										DID NOT PITCH											
2015	Lamingo (CPBL)	2-3	5.52	8	7	0	-	0	0	45.2	61	35	28	3	3	12	0	39	2	1	---
	Tabasco (Mex.)	11-6	2.63	23	23	3	0	2	0	160.2	145	51	47	9	10	28	3	161	6	3	.240
2016	Fresno	12-1	3.12	30	18	1	1	1	0	138.1	143	49	48	8	6	13	0	114	0	1	.267
2017	Nashville	1-0	2.70	2	2	0	0	0	0	10.0	8	3	3	1	0	0	0	12	0	0	.211
	OAKLAND	0-0	9.64	4	1	0	2	0	0	9.1	14	10	10	4	0	4	0	5	0	0	.350
	Buffalo	3-3	3.23	11	10	1	0	0	0	61.1	56	25	22	3	3	12	0	44	2	1	.242
	TORONTO	1-1	6.75	7	3	0	3	0	0	21.1	27	19	16	3	1	7	1	16	1	1	.307
2018	Tabasco (Mex.)	1-3	5.93	7	7	0	0	0	0	30.1	53	24	20	3	3	6	0	23	0	0	.376
	Yucatan (Mex.)	5-0	2.48	6	6	0	0	0	0	36.1	39	12	10	0	0	5	0	37	1	0	.271
2019	Yucatan (Mex.)	15-2	2.26	23	23	0	0	0	0	147.2	140	41	37	6	6	17	0	122	8	0	.251
2020	BALTIMORE	1-1	1.26	9	0	0	7	0	3	14.1	7	3	2	0	0	3	0	12	1	0	.143
2021	BALTIMORE	2-2	5.87	39	0	0	16	0	8	46.0	62	32	30	8	1	14	2	45	2	0	.320
	Norfolk	0-1	1.42	9	0	0	1	0	0	12.2	10	3	2	0	1	3	1	12	0	0	.217
2022	Salt Lake	10-5	3.94	23	23	3	0	0	0	146.1	138	69	64	14	2	22	0	123	4	2	.249
	LAA	0-0	9.00	1	0	0	1	0	0	1.0	2	2	1	0	0	0	0	0	0	0	.400
MAJOR TOTALS		5-6	6.11	69	6	0	32	0	11	112.0	141	85	76	17	3	38	5	91	7	1	.305
MEXICAN TOTALS		46-22	3.61	96	95	6	0	0	0	580.1	642	263	233	43	26	87	5	487	29	3	.280
MINOR TOTALS		70-55	3.73	244	157	10	21	3	7	1051.2	1020	486	436	85	47	243	6	878	50	6	.254

2022 SEASON

- ◆ Spent nearly entire season with Triple-A **Salt Lake**, and led Bees staff with 23 starts, 146.1 innings pitched and 123 strikeouts.
- ◆ His three complete games led all of minor league baseball.
- ◆ Among Pacific Coast League leaders, ranked first among qualifiers in ERA (3.94) and WHIP (1.09), tied for first in wins (10), was second in innings pitched, opponent average (.249), sixth in strikeouts and seventh in starts.
- ◆ Had contract selected by **Angels**, May 17 and made only appearance that day at Texas in relief (1 IP, 2 H, 2 R, 1 ER, 0 BB, 0 SO)...Was designated for assignment the following day and outrighted back to Salt Lake May 21 and remained with Bees for rest of season.

CAREER HIGHLIGHTS

- ◆ With Orioles in 2021, appeared on his first career Opening Day roster after making his MLB debut in 2010... Appeared in a career-high 39 games and recorded a career-high 45 strikeouts...Recorded a career-high eight saves, tied for the most on the team (with Cole Sulser).
- ◆ Made Major League debut with Diamondbacks, May 3, 2010 vs. Houston.
- ◆ Has pitched five seasons in the Mexican League also pitched in Chinese Professional Baseball League in 2015.
- ◆ Was a member of 2017 Dominican Republic World Baseball Classic team.

CAREER TRANSACTIONS

- ◆ May 2, 2005...Signed with **Diamondbacks** as an international free agent.
- ◆ Dec. 9, 2010...Traded by **Diamondbacks** to **Pirates** as PTBNL to complete Nov. 24, 2010 trade for LHP Zach Duke.
- ◆ July 5, 2011...Traded by **Pirates** to **Marlins** for cash considerations.
- ◆ July 28, 2011...Traded by **Marlins** to **Blue Jays** for cash considerations.
- ◆ Jan. 1, 2016...Signed with **Astros** as a minor league free agent.
- ◆ Nov. 17, 2016...Signed with **Athletics** as a minor league free agent.
- ◆ May 5, 2017...Claimed off waivers from **Athletics** by **Blue Jays**.
- ◆ Jan. 10, 2020...Signed with **Orioles** as minor league free agent.
- ◆ Nov. 28, 2021...Signed with **Angels** as minor league free agent.
- ◆ Dec. 5, 2022...Signed with **Angels** as minor league free agent.

PERSONAL/MISC

- ◆ César Miguel Valdez.
- ◆ Married to wife, Heidi...The couple has two sons, Diego and Thiago.
- ◆ Was the Top Star at the 2008 California League Mid-Season All-Star Game.
- ◆ Has played winter ball nearly every year of career, including five seasons pitching in the Caribbean Series.
- ◆ Named 2008 Diamondbacks Minor League Pitcher of the Year after leading all Arizona minor leaguers in wins (13), and ranked second in ERA (3.14) and strikeouts (140).
- ◆ In 2008, was named by *Baseball America* as D-backs #7 prospect and was also named as having the Best Curveball and Best Changeup in the Arizona system.
- ◆ Pitched in Arizona Fall League in 2009.
- ◆ Did not pitch during 2014 regular season, but pitched in the Venezuelan Winter League that offseason.
- ◆ Originally signed by Diamondbacks scout Junior Noboa.





4 >>>

ANDREW VELAZQUEZ

BORN: JULY 14, 1994
BIRTHPLACE: BRONX, NY

OPENING DAY AGE: 28
RESIDES: BRONX, NY

MLB SERVICE: 2 YEARS, 126 DAYS

ACQUIRED: CLAIMED OFF WAIVERS FROM NEW YORK (A.L.),
 NOV. 5, 2021

SIGNED THRU: 2023; UNDER CLUB CONTROL; 2/3 OPTIONS USED

INFIELDER

HEIGHT >>> 5-8

WEIGHT >>> 170

BATS >>> S

THROWS >>> R

VELAZQUEZ'S LIFETIME PLAYING RECORD

Year	Club	AVG	G	AB	R	H	2B	3B	HR	RBI	SH	SF	HBP	BB	IBB	SO	SB	CS	GDP	SLG	OBP	E
2012	D-backs (AZL)	.319	29	116	33	37	8	5	1	20	1	3	1	18	0	35	20	3	3	.500	.406	7
	Missoula	.220	14	50	9	11	0	2	0	4	0	1	0	5	0	12	2	0	0	.300	.286	4
2013	South Bend	.260	65	235	23	61	10	4	0	16	0	1	0	21	0	59	7	2	1	.336	.319	15
	South Bend	.290	134	544	94	158	18	15	9	56	4	5	7	62	0	136	50	15	4	.428	.367	35
2015	Charlotte	.290	47	186	29	54	9	2	0	10	2	0	0	15	0	53	5	8	2	.360	.343	9
	Rays (GCL)	.231	4	13	2	3	0	0	0	2	0	0	0	2	0	6	0	0	0	.231	.333	1
2016	Charlotte	.262	75	286	31	75	6	2	1	14	3	2	1	21	0	71	11	6	4	.308	.313	14
2017	Montgomery	.235	108	374	49	88	17	4	9	37	6	0	3	30	0	112	18	9	6	.374	.297	12
2018	Montgomery	.229	8	35	5	8	2	1	2	4	0	0	0	1	0	11	2	0	0	.514	.250	0
	Durham	.258	117	423	63	109	16	6	12	41	1	0	3	34	0	124	29	3	2	.409	.317	14
	TAMPA BAY	.300	13	10	3	3	1	0	0	0	0	0	1	1	0	3	1	0	0	.400	.417	0
2019	Durham	.271	34	129	20	35	9	1	4	16	1	0	1	10	0	30	2	4	3	.450	.329	3
	TAMPA BAY	.083	10	12	2	1	1	0	0	0	0	0	0	0	0	6	0	0	0	.167	.083	1
	Indians Blue (AZL)	.429	3	7	1	3	2	0	0	0	0	0	0	2	0	1	0	0	0	.714	.556	0
	Indians Red (AZL)	.546	6	22	8	12	4	0	2	6	0	0	1	1	0	3	0	0	1	1.000	.583	0
	Columbus	.244	12	45	5	11	4	1	0	5	0	0	1	0	0	9	1	1	3	.378	.261	1
	CLEVELAND	.091	5	11	1	1	1	0	0	0	0	0	0	1	0	7	1	0	0	.182	.167	0
2020	BALTIMORE	.159	40	63	11	10	1	1	0	3	4	0	0	10	0	23	4	2	2	.206	.274	0
	Scranton/WB	.273	77	264	40	72	20	3	7	46	2	2	1	37	0	87	29	3	4	.451	.362	7
	NEW YORK (AL)	.224	28	67	11	15	4	1	1	6	0	0	0	1	0	23	4	1	1	.358	.235	3
2022	LAA	.196	125	322	37	63	8	0	9	28	6	3	3	15	0	119	17	1	3	.304	.236	8
	Salt Lake	.313	5	16	7	5	3	0	1	6	0	0	0	4	0	5	2	0	0	.688	.450	0
MAJOR TOTALS		.192	221	485	65	93	16	2	10	37	10	3	4	28	0	181	27	4	6	.295	.240	12
MINOR TOTALS		.270	738	2745	419	742	128	46	48	283	20	14	19	263	0	754	178	54	33	.403	.337	122

Disabling Injuries: 2022 — Right meniscus tear; disabled Sept. 14 - end of the season

2022 SEASON

- ◆ In first season with the **Angels** set new career highs in hits (63), doubles (8), home runs (9), games (125), RBI (28) and stolen bases (17)...Enter the season with just one career home run...17 steals were the most by an Angels infielder since Andrelton Simmons (19) in 2017.
- ◆ His 11 defensive runs were good for fourth by a shortstop in the Majors and tied for 9th overall in the A.L...Posted an .831 zone rating, the top mark by an A.L. shortstop and second in the Majors.
- ◆ Posted a .243 (18/73) clip with runners in scoring position, which ranked fourth on the Club (min. 70 PA with RISP).
- ◆ Began the season with Triple-A **Salt Lake** before being recalled April 12.
- ◆ Placed on the I.L. Sept. 14 with a right meniscus tear...Underwent season-ending surgery Sept. 16.

MAJOR LEAGUE SUMMARY

2021

- ◆ Claimed off waivers by the **Angels** from the **Yankees** Nov. 5, 2021.
- ◆ Saw action across two stints with the Yankees...Marked fourth season appearing in the Majors and first with New York...Had contract selected and made season debut Aug. 9...In limited action, set new career highs in hits, doubles, home runs and RBI...Matched career bests in runs, triples, and stolen bases.
- ◆ At the Major League level, appeared in all 28 games as a shortstop.

VELAZQUEZ



- ◆ Hit his first career HR in the eighth on Aug. 21 vs. Minnesota...Became the sixth New York-born Yankee to homer for the club since 1993: Tim Lincecum, Alex Rodriguez, Raul Ibanez, John Flaherty and Clay Bellinger.
- ◆ In 77 games with Triple-A Scranton, hit .273 with 40 runs, 20 doubles, three triples, seven home runs, 46 RBI and 29SB...At the time of his call-up, 26 stolen bases led all of Triple-A.
- ◆ Was a Spring Training non-roster invitee to Yankees camp.

2020

- ◆ In third big league season and first with **Baltimore**, made first Opening Day roster...Appeared in a career-high 40 games...Played flawless defense at shortstop (30 G), left field (7 G), center field (3 G) and second base (2 G).
- ◆ Also spent time at the Club's **Alternate Training Site** in Bowie, MD.

2019

- ◆ Saw action during four big league stints with the **Rays** and **Indians**...After starting the season with Triple-A **Durham** was called up April 21 and would go on to make three different stints before a July 3 trade to Cleveland...Was assigned to Triple-A **Columbus**...Also appeared with the **Indians Red** and **Blue** teams in Arizona for a rehab assignment...Recalled by the Indians Sept. 17 and remained with the Club for the rest of the season.

2018

- ◆ Saw first big league action across 10 games with the **Rays**...After spending a majority of the season with Double-A **Montgomery** and Triple-A **Durham**, made Major League debut Sept. 2nd in Cleveland...Entered game as a defensive replacement in center field...Logged first big league hit Sept. 7 vs. Baltimore, a pinch-hit single to right field.
- ◆ Played six different positions for Tampa: third base (4 G), shortstop (2 G), center field (2 G), left field (1 G) and right field (1 G).
- ◆ Went a combined 31-for-34 (91.2%) in stolen base attempts in the minors and leading the International League...Following the season, was tabbed by *Baseball America* as the "Fastest Baserunner" in the International League.

POSTSEASON SUMMARY

- ◆ Made postseason debut in **2021** as the Yankees A.L. Wild Card game starting shortstop vs. Boston...Went 0-for-1 in lone plate appearance.

WILD CARD GAME TOTALS

Year	Club	Opp	AVG	G	AB	R	H	2B	3B	HR	RBI	SH	SF	HBP	BB	IBB	SO	SB	CS	GDP	SLG	OBP	E	
2021	—	NY, BOS	.000	1	0	0	0	0	0	0	0	0	0	0	0	0	0	0	0	0	0	.000	.000	0

NOTABLE MINOR LEAGUE AWARDS AND HONORS

- ◆ **2017** Midwest League Player of the Week (May 29)
- ◆ **2014** *MiLB.com* Organizational All-Star...*MiLB.com* Midwest League Prospect of the Year...Midwest League Post-Season All-Star...Midwest League Mid-Season All-Star...Midwest League Player of the Week (May 26)...*Baseball America* Low Class A All-Star.

CAREER TRANSACTIONS

- ◆ June 7, 2013...Selected by **Diamondbacks** in the seventh round of First-Year Player Draft.
- ◆ Nov. 22, 2021...Traded by **Diamondbacks** with OF Justin Williams to **Rays** for RHP Jeremy Hellickson.
- ◆ July 3, 2019...Traded by **Rays** to the **Indians** for Future Considerations.
- ◆ Feb. 19, 2020...Selected off waivers by **Orioles** from **Indians**.
- ◆ Jan. 5, 2021...Signed as a minor league free agent by **Yankees**.
- ◆ July 17, 2021...Signed as a minor league free agent by **Yankees**.
- ◆ Jan. 5, 2021...Selected off waivers by **Angels** from **Yankees**.

PERSONAL/MISC

- ◆ Tyler Velazquez...On Twitter: @squid718...On Instagram: squid_4...Nickname is Squid.
- ◆ Originally signed by Diamondbacks scout Todd Donavon.
- ◆ Graduated from Fordham H.S. (Bronx, N.Y.)...Had committed to playing collegiately at Virginia Tech in 2012.
- ◆ On July 13, 2014, set a new minor league record by reaching base in his 72nd consecutive game...Record was previously held by Kevin Millar (1997) and Kevin Youkilis (2003)...Streak reached to 74 straight games.
- ◆ Father was a police officer in the Bronx.



2023 LOS ANGELES ANGELS

CAREER FIELDING

POS	PCT	G	PO	A	E	TC	DP
2B	1.000	9	16	16	0	32	6
3B	.857	8	2	4	1	7	0
SS	.982	60	50	114	3	167	13
OF	1.000	16	7	0	0	7	0



VELAZQUEZ

POSITION PLAYERS PITCHING

Player	Date	Opponent	Pitching Line
Donnie Hill	July 8, 1990	@Milwaukee	1 IP, 0 H, 0 R, 1 BB, 1 SO (20 PIT - 9 STR)
Rene Gonzales	June 6, 1993	@Detroit	1 IP, 0 H, 0 R, 0 BB, 0 SO (13 PIT - 5 STR)
Chili Davis	June 17, 1993	vs. Texas	2 IP, 0 H, 0 R, 0 BB, 0 SO, 1 HBP (17 PIT - 8 STR)
Francisco Arcia	Aug. 11, 2018	vs. Oakland	1 IP, 1 H, 0 R, 0 BB, 0 SO (8 PIT - 6 STR)
Francisco Arcia	Sept. 20, 2018	@Oakland	2 IP, 4 H, 3 R, 3 ER, 0 BB, 0 SO, 2 HR (24 PIT - 17 STR)
Anthony Bemboom	Aug. 24, 2020	@Houston	1 IP, 0 H, 0 R, 1 BB, 0 SO (16 PIT - 9 STR)
Anthony Bemboom	Apr. 24, 2021	@Houston	1 IP, 3 H, 2 R, 2 ER, 0 BB, 0 SO, 1 HR (21 PIT - 14 STR)
Adam Eaton	July 27, 2021	Colorado	1 IP, 2 H, 0 R, 0 BB, 0 SO (21 PIT - 13 STR)
Jack Mayfield	June 17, 2022	@Seattle	1 IP, 1 H, 0 R, 0 BB, 0 SO (13 PIT - 8 STR)
Phil Gosselin	Aug. 23, 2022	@Tampa Bay	1 IP, 0 H, 0 R, 0 BB, 0 SO (5 PIT - 3 STR)

- Bobby Darwin made one appearance for Angels in 1962...Worked primarily as minor league pitcher until 1969 and became full-time outfielder in 1970.
- Willie Smith made 15 appearances for Angels in 1964...Was converted to full-time outfielder later that year.
- Shohei Ohtani has served as a two-way player since joining Angels in 2018.
- Jared Walsh served as a two-way player in 2019.



72

CAM VIEAUX

BORN: DEC. 5, 1993

BIRTHPLACE: NOVI, MI

MLB SERVICE: 30 DAYS

ACQUIRED: SIGNED AS MINOR LEAGUE FREE AGENT, DEC. 19, 2022

SIGNED THRU: 2023; UNDER CLUB CONTROL; 0/3 OPTIONS USED

OPENING DAY AGE: 29

RESIDES: NOVI, MI

LHP

HEIGHT >>> 6-3

WEIGHT >>> 200

BATS >>> L

THROWS >>> L

NON-ROSTER INVITEE

VIEAUX'S LIFETIME PITCHING RECORD

Year	Club	W-L	ERA	G	GS	CG	GF	SHO	SV	IP	H	R	ER	HR	HB	BB	IBB	SO	WP	BK	BAA	
2016	—West Virginia	2-2	3.33	14	14	0	0	0	0	67.2	63	30	25	2	5	21	0	52	2	0	.246	
2017	—West Virginia	2-3	2.73	11	11	0	0	0	0	62.2	61	20	19	1	3	13	0	33	1	0	.272	
	Bradenton	3-7	4.69	13	13	0	0	0	0	78.2	89	44	41	8	5	23	0	48	5	0	.286	
2018	—Bradenton	4-1	3.81	10	10	0	0	0	0	56.2	54	26	24	9	6	18	0	52	2	0	.251	
	Altoona	9-5	3.59	15	15	0	0	0	0	87.2	79	35	35	10	1	17	0	72	3	0	.242	
2019	—Altoona	4-4	2.23	13	13	0	0	0	0	76.2	54	20	19	6	2	29	1	59	4	0	.201	
	Indianapolis	4-2	5.05	13	13	0	0	0	0	62.1	63	35	35	15	4	29	0	61	2	0	.260	
2020	—																					
2021	—Altoona	5-1	3.68	17	5	0	0	0	0	44.0	35	21	18	5	3	16	0	44	4	0	.211	
	Indianapolis	2-2	7.67	8	8	0	0	0	0	29.1	38	28	25	6	5	21	0	28	0	0	.322	
2022	—Indianapolis	5-1	3.06	35	1	0	5	0	2	50.0	37	19	17	7	1	15	0	47	0	0	.207	
	PITTSBURGH	0-0	10.38	8	0	0	2	0	0	8.2	15	11	10	2	1	5	0	15	0	0	.366	
	MAJOR TOTALS	0-0	10.38	8	0	0	2	0	0	8.2	15	11	10	2	1	5	0	15	0	0	.366	
	MINOR TOTALS	40-28	3.77	149	103	0	5	0	2	615.2	573	278	258	69	35	202	1	496	23	0	.248	

DID NOT PITCH — No Minor League Season

2022 SEASON

- ◆ Began season with Triple-A **Indianapolis**, where he was used primarily as a reliever for first time in career.
- ◆ Was not charged with an earned run in eight straight appearances (13.1 IP) from Apr. 26 through May 22.
- ◆ Went 2-0 with a 1.84 ERA (14.2 IP - 3 ER) and a 0.48 WHIP in 10 appearances during month of May.
- ◆ Had a 3-0 record, 2.28 ERA (27.2 IP - 7 ER) and a 0.90 WHIP in 18 appearances (one start) when he was selected to Pittsburgh's big league roster, June 17.
- ◆ Struck out three batters while tossing 1.2 scoreless innings in MLB debut with **Pirates**, June 17 vs. San Francisco.
- ◆ Threw 56 pitches in 8th inning, July 1 vs. Milwaukee and allowed eight runs (7 ER)...The 56 pitches were the most in a single frame for any MLB pitcher in 2022 and the most since San Francisco's Russ Ortiz tossed 61 pitches in 2nd inning, July 26, 1999 vs. St. Louis.

CAREER HIGHLIGHTS

- ◆ Made Major League debut with Pittsburgh, June 17, 2022 vs. San Francisco (1.2 IP, 1 H, 0 R, 0 BB, 3 SO).
- ◆ 2017 South Atlantic League Mid-Season All-Star.

CAREER TRANSACTIONS

- ◆ June 10, 2015...Selected by **Tigers** in 19th round of First-Year Player Draft (did not sign).
- ◆ June 10, 2016...Selected by **Pirates** in sixth round of First-Year Player Draft (signed June 14, 2016).
- ◆ Dec. 19, 2022...Signed by **Angels** as minor league free agent.

PERSONAL/MISC

- ◆ Cameron Scott Vieaux...Last name is pronounced: VIEW.
- ◆ 2023 marks first season in a Major League Spring Training camp.
- ◆ Did not get selected to Pirates Player Pool for 2020 season.
- ◆ Played collegiately at Michigan State University...Was an All-Big Ten Freshman team selection in 2014 while winning the Steve Garvey Award as the most improved player.
- ◆ Attended Walled Lake Western HS (Walled Lake, MI)...Is first alumni of the school to play in Majors.
- ◆ Originally signed by Pirates scout Adam Bourassa.

2023 LOS ANGELES ANGELS



35

CHAD WALLACH

BORN: NOV. 4, 1991

BIRTHPLACE: ORANGE, CA

MLB SERVICE: 3 YEARS, 30 DAYS

ACQUIRED: SIGNED AS MINOR LEAGUE FREE AGENT, NOV. 22, 2022

SIGNED THRU: 2023; SIGNED ONE-YEAR CONTRACT;

3/3 OPTIONS USED

OPENING DAY AGE: 31

RESIDES: YORBA LINDA, CA

CATCHER

HEIGHT >>> 6-2

WEIGHT >>> 245

BATS >>> R

THROWS >>> R

NON-ROSTER INVITEE

WALLACH'S LIFETIME PLAYING RECORD

Year	Club	AVG	G	AB	R	H	2B	3B	HR	RBI	SH	SF	HBP	BB	IBB	SO	SB	CS	GDP	OBP	SLG	E
2013	— Batavia	.226	43	146	19	33	6	0	0	13	0	2	4	11	0	27	0	0	9	.295	.267	6
2014	— Greensboro	.321	78	271	50	87	19	1	7	49	2	3	4	50	2	39	3	0	13	.430	.476	4
	— Jupiter	.328	19	64	4	21	3	0	0	8	0	1	1	12	0	7	0	0	1	.436	.375	1
2015	— Daytona	.246	106	370	41	91	28	1	3	32	1	3	7	39	0	77	2	3	5	.327	.351	8
2016	— Pensacola	.240	69	200	27	48	10	0	8	30	3	1	2	37	2	46	0	1	2	.363	.410	4
2017	— Louisville	.226	64	226	28	51	12	0	9	18	0	0	4	13	0	62	1	0	5	.280	.398	3
	— CINCINNATI	.091	6	11	0	1	0	0	0	0	0	0	0	0	0	5	0	0	0	.091	.091	1
2018	— MIAMI	.178	15	45	4	8	1	0	1	5	1	0	2	4	0	23	0	0	0	.275	.267	2
	— New Orleans	.225	44	147	20	33	7	0	3	16	1	3	3	20	0	47	0	1	7	.324	.333	0
	— Marlins (GCL) (1)	.357	4	14	2	5	1	0	0	5	0	0	0	2	0	1	0	0	0	.438	.429	0
2019	— MIAMI	.250	19	48	4	12	3	0	1	3	0	0	0	6	0	12	0	0	0	.333	.375	1
	— Jupiter (1)	.000	2	5	0	0	0	0	0	0	0	0	0	0	0	2	0	0	0	.000	.000	0
	— New Orleans (1)	.200	2	5	2	1	0	0	0	0	0	1	1	0	0	3	0	0	0	.429	.200	0
2020	— MIAMI	.227	15	44	4	10	3	0	1	6	1	0	0	3	0	12	0	0	1	.277	.364	0
2021	— MIAMI	.200	23	60	2	12	2	1	0	6	0	2	1	3	0	32	0	0	1	.242	.267	2
	— Jacksonville	.204	31	103	11	21	2	0	7	17	0	0	4	23	0	35	0	0	2	.369	.427	0
	— Okla. City	.000	1	3	1	0	0	0	0	0	0	0	0	1	0	1	0	0	0	.250	.000	0
	— Salt Lake	.223	39	148	30	33	7	0	8	22	0	1	2	20	1	45	0	0	8	.322	.432	1
2022	— Salt Lake	.219	89	319	40	70	16	1	9	43	0	5	5	36	0	95	3	0	12	.361	.304	8
	— LAA	.143	12	35	3	5	1	0	1	4	1	0	0	4	0	9	0	0	1	.257	.231	0
MAJOR TOTALS		.198	90	243	17	48	10	1	4	24	3	2	3	20	0	93	0	0	3	.296	.265	6
MINOR TOTALS		.244	591	2021	275	494	111	3	54	253	7	19	37	265	5	487	9	5	64	.382	.340	52

(1) rehab assignment

Disabling Injuries: 2020 — Disabled Aug. 4 - Aug. 29
2019 — Concussion; disabled May 24 (retro to May 22) - end of season

2022 SEASON

- ◆ Began season with Triple-A **Salt Lake** and spent majority of season with Bees.
- ◆ Had contract selected by **Angels** May 7 and made Angels debut May 9 vs. Tampa Bay.
- ◆ In second game with Angels (May 10 vs. Rays), was behind the plate for Reid Detmers' no-hitter and also hit his first Major League home run since Sept. 13, 2020 in that game...Became first player to homer and catch a no-hitter in same game since David Ross (Jake Arrieta no-hitter), April 21, 2016.
- ◆ Totaled 12 games across two big league stints...Angels went 6-4 in his starts behind the plate.
- ◆ Led Salt Lake catchers with 522.0 innings behind the plate...His nine minor league homers were his most since 2017 with Louisville.

LIKE FATHER, LIKE SON

Chad, and his father, Tim, are the fifth father/son pair to both play for the Angels during their MLB careers, joining: Ruben and Ruben Amaro Jr. Chris and C.J. Cron Jerry and Jeff DaVanon Bob and Darren Oliver

WALLACH

CAREER HIGHLIGHTS

- ◆ Was behind the plate for Reid Detmers' no-hitter, May 10, 2022 vs. Tampa Bay...Also homered in that game.
- ◆ Made Major League debut with Cincinnati, Aug. 27, 2017...Reds pitchers he caught that day included former Angels teammates Michael Lorenzen and Raisel Iglesias.
- ◆ Made first career Opening Day roster in 2018 with Miami.
- ◆ Hit first career home run, Sept. 23, 2018 for Miami vs. Cincinnati (off Michael Lorenzen).
- ◆ Played in Arizona Fall League following 2014, 2015 and 2016 seasons.

POSTSEASON SUMMARY

- ◆ Made postseason debut with **Marlins** in **2020** Wild Card Series at Chicago (N.L.) as Miami's starting catcher in both games of Miami's sweep of Cubs...Scored go-ahead run in 7th inning of Game 1...Also started behind the plate in all three games of NLDS vs. Atlanta.

WILD CARD SERIES TOTALS

Year	Club	Opp	AVG	G	AB	R	H	2B	3B	HR	RBI	SH	SF	HBP	BB	IBB	SO	SB	CS	GDP	SLG	OBP	E
2020	MIA	CHC	.143	2	7	1	1	0	0	0	0	0	0	0	0	0	3	0	0	1	.143	.143	0

DIVISION SERIES TOTALS

Year	Club	Opp	AVG	G	AB	R	H	2B	3B	HR	RBI	SH	SF	HBP	BB	IBB	SO	SB	CS	GDP	SLG	OBP	E
2020	MIA	ATL	.000	3	7	0	0	0	0	0	0	0	0	0	0	0	3	0	0	0	.000	.000	0

CAREER TRANSACTIONS

- ◆ June 9, 2010...Selected by **Dodgers** in 43rd round of First-Year Player Draft (did not sign).
- ◆ June 7, 2013...Selected by **Marlins** in fifth round of First-Year Player Draft (signed June 11, 2013).
- ◆ Dec. 11, 2014...Traded by **Marlins** with RHP Anthony DeSclafani to **Reds** for RHP Mat Latos.
- ◆ Nov. 3, 2017...Claimed off waivers from **Reds** by **Marlins**.
- ◆ July 30, 2021...Claimed off waivers from **Marlins** by **Dodgers**.
- ◆ Aug. 7, 2021...Claimed off waivers from **Dodgers** by **Angels**.
- ◆ Nov. 22, 2022...Signed by **Angels** as minor league free agent.

PERSONAL/MISC

- ◆ Chad Arthur Wallach...Last name is pronounced: wall-ack.
- ◆ Was a 2014 South Atlantic League Mid-Season All-Star.
- ◆ Attended Cal State Fullerton...Teammates at CSUF to play in Majors include Matt Chapman, J.D. Davis, Michael Lorenzen, Thomas Eshelman, Justin Garza, Tyler Pill, Nick Ramirez, Chris Devenski, Noé Ramirez and Dylan Floro...As a junior, was named to the ABCA/Rawlings West Region second team and the Big West Conference second team.
- ◆ Is the son of former Major Leaguer Tim Wallach, who was a five-time All-Star, three-time Gold Glove Award winner and two-time Silver Slugger winner across a 17-year career with Expos (1980-92), Dodgers (1993-96) and Angels (1996).
- ◆ His brothers both played in the Minor Leagues: Matt, a catcher, (2007-13 with Dodgers), and Brett, a right-handed pitcher (2009-12 with Dodgers and Cubs).
- ◆ Was a two-year letterwinner at Calvary Chapel HS (Santa Ana, CA)...First-team All-Orange Coast League honoree after batting .400 with six home runs and 33 RBIs as a junior...Hit .489 as a senior with 10 home runs and 45 RBIs earning first-team All-Orange Coast League and All-CIF Second Team Recognition.
- ◆ Originally signed by Marlins scout Tim McDonnell.



2023 LOS ANGELES ANGELS



20

JARED WALSH

BORN: JULY 7, 1993

BIRTHPLACE: MILWAUKEE, WI

MLB SERVICE: 3 YEAR, 10 DAYS

ACQUIRED: SELECTED IN 39TH ROUND OF 2015 FIRST-YEAR PLAYER DRAFT

SIGNED THRU: 2023; UNDER CLUB CONTROL; 2/3 OPTIONS USED

OPENING DAY AGE: 29

RESIDES: DULUTH, GA

INFIELDER

HEIGHT >>> 6-0

WEIGHT >>> 210

BATS >>> L

THROWS >>> L

WALSH'S LIFETIME PLAYING RECORD

Year	Club	AVG	G	AB	R	H	2B	3B	HR	RBI	SH	SF	HBP	BB	IBB	SO	SB	CS	GDP	SLG	OBP	E
2015	— Angels (AZL)	.339	30	109	19	37	12	4	2	28	1	3	2	11	1	17	0	0	2	.578	.400	1
	Orem	.182	3	11	1	2	0	0	0	1	0	1	0	1	0	2	0	0	0	.182	.231	1
2016	— Burlington	.290	109	393	55	114	30	1	7	36	3	1	2	31	0	81	2	0	8	.425	.344	10
2017	— Inland Empire	.331	70	275	43	91	29	1	8	52	0	1	4	26	0	72	1	0	6	.531	.395	7
	Mobile	.232	20	69	7	16	3	0	3	9	1	0	1	3	0	29	1	0	0	.406	.274	2
2018	— Inland Empire	.275	40	149	28	41	8	1	13	36	0	5	0	24	2	50	0	1	3	.604	.365	0
	Mobile	.289	41	149	26	43	13	0	8	26	0	1	2	21	1	48	1	0	5	.537	.382	2
	Salt Lake	.270	47	178	32	48	13	0	8	37	0	2	2	16	0	56	0	0	3	.478	.333	4
2019	— Salt Lake	.325	98	382	90	124	30	0	36	86	0	4	9	59	0	115	0	0	8	.686	.423	2
	LAA	.203	34	79	6	16	5	1	1	5	0	0	2	6	1	35	0	0	0	.329	.276	0
2020	— LAA	.293	32	99	19	29	4	2	9	26	0	3	1	5	0	15	0	0	0	.646	.324	1
2021	— LAA	.277	144	530	70	147	34	1	29	98	0	3	4	48	6	152	2	1	7	.509	.340	6
2022	— LAA	.215	118	423	41	91	18	2	15	44	0	0	4	27	4	138	2	1	6	.374	.269	5
MAJOR TOTALS		.250	328	1131	136	283	61	6	54	173	0	6	11	86	11	340	4	2	13	.458	.308	12
MINOR TOTALS		.301	462	1715	301	516	138	7	85	311	5	18	22	192	4	470	5	0	35	.538	.375	29

Disabling Injuries: 2022 — Thoracic outlet syndrome; disabled Aug. 25 - end of season

2022 SEASON

- ◆ In fourth big league season with the Angels, logged second consecutive season with 15 home runs and 15 doubles...Became the first Halos first baseman to tally back-to-back 15 double/15 homer season since J.T. Snow in 1995 and 1996 (min. 75% of games played at first).
- ◆ On June 11 vs. the Mets, logged the ninth cycle in Angels history (eighth different player) and the first since Shohei Ohtani on June 13, 2019 at Tampa Bay...Became the first first baseman to hit for the cycle in Angels history...Marked the seventh cycle at Angel Stadium and fifth by a Halo.
- ◆ Presented with the Angels 2022 MLBPA Heart & Hustle Award.
- ◆ Logged second career pinch-hit home run June 18 (G2) at SEA...Tallied fifth career multi-homer game May 18 at Texas.
- ◆ Went on the I.L. Aug. 25th with Thoracic outlet syndrome and missed the remainder of the season.
- ◆ Appeared in two games in left field...Marked first two games in left field in the Majors (20 career games in right field).

CAREER SUMMARY

- ◆ 2021 All-Star begins fifth season with the **Angels**...Scored 100th career run April 15, 2022 at Texas...Enters season 27 RBI shy of 200.
- ◆ On June 11, 2022 vs. the Mets, logged the ninth cycle in Angels history...*For more information, see 2022 season recap.*
- ◆ 54 career home runs are the third most all-time by a University of Georgia alumni, trailing Glenn Davis (190 HR), and Gordon Beckham (80 HR).
- ◆ Named the Angels' 2022 MLBPA Heart & Hustle Award winner.
- ◆ Following the 2021 season, was named the winner of the Dick Siebert Award, given to the Upper Midwest Player of the Year...Award is given by the Twin Cities chapter of the BBWAA.
- ◆ Made Major League debut May 15, 2019 vs. Minnesota...Tallied three hits that afternoon.



MAJOR LEAGUE SUMMARY

2021

- ◆ Selected to first career All-Star Game during third big league season with the **Angels**...29 home runs ranked second on the Club, trailing only Shohei Ohtani (46 HR)... Spent the entire year at the Major League level for the first time in career.
- ◆ For the third consecutive season, improved in nearly every offensive category, including hits, runs, games, doubles, triples, home runs, RBI, walks and OBP...The 34 doubles were the most by a Halo since Andrelton Simmons in 2017 (38 2B) and were the most by an Angel first baseman since Albert Pujols in 2014 (37 2B)... Improved walk rate from 4.6% in 2020 to 8.2%...Raised BABIP nearly 80 points.
- ◆ Was one of three first basemen and the only in the A.L. to hit .275 with 25 home runs and 30 doubles: Paul Goldschmidt and C.J. Cron...98 RBI ranked fifth in the Majors (fourth in A.L.) by a first baseman.
- ◆ In first All-Star Game, went 0-for-2, but made a bases loaded sliding catch in left field to end the 8th inning to preserve the lead for the A.L...Prior to the game, hadn't played in left field since 2018 with Triple-A Salt Lake... Was the first Angels first baseman named an All-Star since Albert Pujols in 2015.
- ◆ Hit game-tying grand slam in 9th inning on June 30 at Yankees...Club entered the bottom of the 9th trailing 8-4 and would end up winning the game 11-8...Set a career high with five RBI and matched a career best with two home runs...Picked up first two of three walk off hits for the Angels: April 4 vs. the White Sox (home run) and July 2 vs. Baltimore (single).

2020

- ◆ In two stints with the **Angels**, improved in nearly every offensive category compare to rookie campaign including, average, hits, runs, triples, home runs, RBI, slugging and OBP...Among A.L. rookies, finished tied for second in home runs, tied for third in RBI, sixth in OPS (.971) and ninth in runs scored...Finished seventh in the American League Rookie of the Year voting...Also voted to *Baseball Digest's* 2020 MLB Rookie All-Star Team at first base.
- ◆ After going hitless in his first 10 plate appearances of the season, was optioned to the Club's **Alternate Training Site** in Long Beach, CA...Recalled Aug. 28 and went on to hit .326 (29/89) with four doubles, two triples, nine home runs and 26 RBI.
- ◆ Tabbed as September's American League Rookie of the Month after posting a .337/.368/.744 slash line... Ranked among the American League September leaders in OPS (1.113; 2nd), RBI (2nd) and home runs (3rd)... His nine September home runs were tied for third most all-time in franchise history trailing only Mo Vaughn (11 in 1999) and Vlad Guerrero (11 in 2004)...Homered in four straight games Sept. 8-12, marking 18th such streak in Club history.
- ◆ Had an RBI and scored a run in nine consecutive games (Sept. 6-17), the longest such streak in Major League history by a rookie since the RBI became an official stat in 1920...Became the ninth player in A.L. history with an RBI and run scored in nine straight games, joining Rudy York (12 straight games), Ted Williams (11), Lou Gehrig (10), David Ortiz (9), Don Mattingly (9), Rocky Colavito (9) and Joe DiMaggio (9).

2019

- ◆ Two-way player split season between Triple-A **Salt Lake** and the **Angels**...Saw action over five different stints with the Halos...Initially had contract selected from Salt Lake May 15th and made Major League debut that afternoon...Went 3-for-5 in debut, starting the game at first base...Connected for first career big league homer Sept. 9th, a pinch-hit homer in the 8th...Was the second Angel with a pinch-hit homer in 2019.
- ◆ Made five pitching appearances at the big league level going 0-0, 1.80 ERA (5.0 IP – 1 ER) with five strikeouts... Limited opposing hitters to a .176 BAA.
- ◆ Finished the minor league season batting .325 (124/382) with 36 home runs and 86 RBI...The 36 homers ranked third in the Pacific Coast League and tied the Bees' franchise record (Mark Trumbo, 36 HR in 2010)...Were the most all-time by a left-handed hitter in club annals...His .686 slugging percentage was the third-best by a Triple-A player while his 1.110 OPS ranked fifth.
- ◆ Also made 13 outings as a pitcher for Salt Lake, going 1-0 with a 4.15 ERA (13 IP – 6 ER), nine strikeouts and five walks.

NOTABLE MINOR LEAGUE AWARDS AND HONORS

- ◆ **2019** *MiLB.com* Organizational All-Star...Baseball America Triple-A All-Star...Pacific Coast League Post-Season All-Star...Angels Organizational Player of the Month (July).
- ◆ **2018** *MiLB.com* Organizational All-Star...Southern League Player of the Week.

FIRST THINGS FIRST

Angels first basemen with 25 HR/30 2B seasons

Player	Season	HR/2B
Jared Walsh	2021	29/34
Mark Trumbo	2013	34/30
Albert Pujols	2012	30/50
Mark Trumbo	2011	29/31
Kendrys Morales	2009	34/43
Mo Vaughn	2000	36/31
Wally Joyner	1987	34/33

2023 LOS ANGELES ANGELS

CAREER TRANSACTIONS

- ◆ June 10, 2015...Selected by **Angels** in the 39th round of the 2015 First-Year Player Draft.

PERSONAL/MISC

- ◆ Jared James Walsh...On Twitter: @Walshey21
- ◆ Very active with all aspects of the Angels Community Relations efforts, including hospital visits to Children's Hospital of Orange County and Miller's Children's Hospital, the Club's Adopt-A-School program and Make-A-Wish visits.
- ◆ Played college baseball at the University of Georgia where he was a communications studies major...During senior season, led SEC in opponent batting average (.185) and ranked third in ERA (2.60), while also batting .306 with 19 extra-base hits and 22 RBI...Underwent Tommy John surgery during summer before freshman year of college.
- ◆ Attended Peachtree Ridge HS (GA)...Named Region 7-A AAAA Player of the Year and led school to first-ever playoff appearance...Earned All-Gwinnett County and Gwinnett Dugout Club First Team honors.
- ◆ Favorite athlete growing up was Hines Ward and favorite movie was Goodfellas.
- ◆ Originally signed by Angels scout Todd Hogan.

MISCELLANEOUS STATS

TWO-HR GAMES (5)

May 18, 2022 at Texas
May 1, 2021 at Seattle

July 7, 2021 vs. Boston
April 4, 2021 vs. Chicago (A.L.)

June 30, 2021 at New York (A.L.)

CAREER GRAND SLAMS (2)

June 30, 2021 at New York (A.L.)

Sept. 21, 2020 vs. Texas

CAREER WALK-OFF HITS / RBI (3)

July 2, 2021 vs. BAL (RBI-single, 9th inn.)
May 25, 2019 vs. TEX (RBI-single, 9th inn.)

April 4, 2021 vs. CWS (3-run HR; 9th)

ALL-STAR GAME RECORD

Year	Club, Site	AVG	G	AB	R	H	2B	3B	HR	RBI	SH	SF	HBP	BB	IBB	SO	SB	CS	GDP	SLG	OBP	E
2022	A.L., COL	.000	1	2	0	0	0	0	0	0	0	0	0	0	0	0	0	0	0	.000	.000	0

WALSH'S LIFETIME PITCHING RECORD

Year	Club	W-L	ERA	G	GS	CG	GF	SHO	SV	IP	H	R	ER	HR	HB	BB	IBB	SO	WP	BK	BAA
2016	Burlington	1-1	3.00	2	0	0	2	0	0	3	3	1	1	0	0	2	0	4	1	0	.250
2017										DID NOT PITCH											
2018	Inland Empire	0-1	4.50	2	0	0	2	0	0	2	3	2	1	0	0	0	0	4	0	0	.333
	Mobile	0-0	0.00	2	0	0	1	0	0	2	0	0	0	0	0	1	0	1	0	0	.000
	Salt Lake	0-0	0.00	4	0	0	4	0	1	1.2	3	0	0	0	0	1	0	2	0	0	.375
2019	Salt Lake	1-0	4.15	13	0	0	12	0	1	13.0	16	6	6	0	0	5	0	9	0	0	.291
	LAA	0-0	1.80	5	0	0	5	0	0	5.0	3	1	1	0	0	6	0	5	0	0	.176
2020	LAA									DID NOT PITCH											
2021	LAA									DID NOT PITCH											
MAJOR TOTALS		0-0	1.80	5	0	0	5	0	0	5.0	3	1	1	0	0	6	0	5	0	0	.176
MINOR TOTALS		2-2	3.32	23	0	0	21	0	2	21.2	25	9	8	0	0	9	0	20	1	0	.278

CAREER FIELDING

POS	PCT	G	PO	A	E	TC	DP
P	1.000	5	1	2	0	3	0
1B	.995	299	2035	145	11	2191	201
OF	.963	22	26	0	1	27	0

WALSH'S CAREER HIGHS

SEASON	GAME
AVG	.293 — 2020
R	70 — 2021
H	147 — 2021
2B	34 — 2021
HR	29 — 2021
RBI	98 — 2021
	H Hit Streak
	14 — Sept. 6-22, 2021



62

NASH WALTERS

BORN: MAY 18, 1997
 BIRTHPLACE: TYLER, TX
 SERVICE TIME: 7 DAYS

OPENING DAY AGE: 25
 RESIDES: LINDALE, TX

ACQUIRED: SIGNED AS MINOR LEAGUE FREE AGENT, NOV. 28, 2022
 SIGNED THRU: 2023; UNDER CLUB CONTROL; 1/3 OPTIONS USED

RHP

HEIGHT >>> 6-5

WEIGHT >>> 210

BATS >>> R

THROWS >>> R

NON-ROSTER INVITEE

WALTERS' LIFETIME PITCHING RECORD

Year	Club	W-L	ERA	G	GS	CG	GF	SHO	SV	IP	H	R	ER	HR	HB	BB	IBB	SO	WP	BK	BAA	
2015	—Brewers (AZL)	1-0	4.15	11	6	0	0	0	0	21.2	18	13	10	0	1	20	0	15	9	1	.225	
2016	—Brewers (AZL)	0-1	3.86	4	4	0	0	0	0	14.0	11	8	6	0	1	13	0	18	4	0	.204	
	Helena	2-1	6.20	10	5	0	1	0	0	24.2	21	21	17	2	1	32	0	30	12	0	.241	
2017	—																					
2018	—																					
2019	—Rocky Mountain	1-2	3.40	13	13	0	0	0	0	50.1	36	23	19	3	3	32	0	46	10	0	.203	
2020	—																					
2021	—Wisconsin	5-3	4.33	43	0	0	14	0	2	60.1	61	37	29	7	7	29	0	82	8	0	.261	
2022	—Biloxi	6-3	4.60	42	0	0	14	0	1	47.0	44	26	24	3	3	15	0	66	2	0	.244	
	Nashville	0-0	0.00	2	0	0	2	0	0	1.1	1	0	0	0	0	0	0	0	0	0	.200	
	Salt Lake	0-1	6.75	7	0	0	4	0	1	5.1	5	5	4	2	1	4	1	4	1	0	.238	
	LAA	0-0	0.00	1	0	0	0	0	0	0.1	1	0	0	0	0	1	0	0	0	0	.500	
	MAJOR TOTALS	0-0	0.00	1	0	0	0	0	0	0.1	1	0	0	0	0	1	0	0	0	0	.500	
	MINOR TOTALS	15-11	4.37	132	28	0	35	0	4	224.2	197	133	109	17	17	145	1	261	46	1	.235	

2022 SEASON

- ◆ Began season with Double-A **Biloxi** and appeared in 42 games, going 6-3 with a 4.60 ERA (47 IP - 24 ER) and 66 strikeouts...His 12.69 SO/9 rank sixth in Southern League (min. 40 IP).
- ◆ Promoted to Triple-A **Nashville** on Aug. 23 and pitched in two games before being traded to **Angels**, Sept. 4 for cash considerations.
- ◆ After joining Angels organization, pitched in seven games for Triple-A **Salt Lake**...Recalled by Angels Sept. 29.
- ◆ Made Major League debut in Angels final game of 2022 season, Oct. 5 at Oakland (0.1 IP, 1 H, 0 R, 1 BB) in relief of Shohei Ohtani...Retired first batter faced (Nick Allen groundout).

CAREER HIGHLIGHTS

- ◆ Made Major League debut with Angels, Oct. 5, 2022 at Oakland.
- ◆ Named a Pioneer League All-Star in 2016 & 2019.
- ◆ Was Pioneer League Pitcher of the Week for June 17-23, 2019.

CAREER TRANSACTIONS

- ◆ June 9, 2015...Selected by **Brewers** in third round of First-Year Player Draft (signed June 15, 2015).
- ◆ Sept. 4, 2022...Traded by **Brewers** to **Angels** for cash considerations.
- ◆ Nov. 28, 2022...Signed by **Angels** as minor league free agent.

PERSONAL/MISC

- ◆ Nash Owen Walters...On Twitter: @Nash_Walters12.
- ◆ With his MLB debut, Oct. 5, 2022, became first player named "Nash" in Major League history.
- ◆ 2023 marks first season as a non-roster invitee to Major League Spring Training.
- ◆ Missed entire 2017 & 2018 seasons after undergoing "Tommy John" surgery.
- ◆ Did not get selected to Brewers Player Pool for 2020 season.
- ◆ Attended Lindale HS (Lindale, TX)...Is one of two Lindale alumni to play in Majors, along with 11-year MLB veteran Pat Mahomes (father of Kansas City Chiefs quarterback Patrick Mahomes).
- ◆ Originally signed by Brewers scout KJ Hendricks.



60

ANDREW WANTZ

BORN: OCT. 13, 1995
BIRTHPLACE: ERIE, PA
MLB SERVICE: 1 YEAR, 65 DAYS
ACQUIRED: SELECTED IN SEVENTH ROUND OF 2018 FIRST-YEAR PLAYER DRAFT
SIGNED THRU: 2023; UNDER CLUB CONTROL; 1/3 OPTIONS USED

OPENING DAY AGE: 27
RESIDES: HOLLY SPRINGS, NC

RHP

HEIGHT >>> 6-4

WEIGHT >>> 240

BATS >>> R

THROWS >>> R

WANTZ'S LIFETIME PITCHING RECORD

Year	Club	W-L	ERA	G	GS	CG	GF	SHO	SV	IP	H	R	ER	HR	HB	BB	IBB	SO	WP	BK	BAA
2018	Orem	0-0	0.00	4	0	0	2	0	0	6.0	3	3	0	0	0	3	0	12	1	0	.130
	Burlington	1-2	3.71	14	0	0	3	0	0	17.0	11	8	7	2	0	12	0	35	2	0	.180
2019	Inland Empire	5-3	3.56	11	6	0	1	0	0	48.0	40	21	19	4	2	17	0	58	2	0	.221
	Mobile	0-6	7.13	13	12	0	0	0	0	48.0	59	42	38	12	4	26	0	54	3	0	.294
2020	DID NOT PLAY - No Minor League Season																				
2021	Salt Lake	1-0	1.78	12	5	0	2	0	0	30.1	22	9	6	2	0	6	0	30	2	0	.200
	LAA	1-0	4.94	21	0	0	3	0	0	27.1	23	17	15	5	3	11	1	38	1	0	.219
2022	Salt Lake	1-1	2.87	10	0	0	2	0	0	15.2	11	5	5	3	0	3	0	17	0	0	.208
	LAA	2-1	3.22	42	1	0	7	0	0	50.1	37	19	18	8	2	21	0	52	2	1	.206
MAJOR TOTALS		3-1	3.82	63	1	0	10	0	0	77.2	60	36	33	13	5	32	1	90	3	1	.211
MINOR TOTALS		8-12	4.09	64	23	0	10	0	0	165.0	146	88	75	23	6	67	0	206	10	0	.232

2022 SEASON

- ◆ Totaled 42 Major League appearances across three stints with **Angels** and set career bests in every pitching category.
- ◆ Started year at Triple-A **Salt Lake** and made four appearances for Bees before being recalled Apr. 19 for first big league stint of season (Apr. 19-May 2)...Did not pitch for Angels during second MLB stint (May 14-17)...Was in Majors for remainder of season following June 1 recall.
- ◆ Held right-handers to a .180 (20/111) average for season, which ranked second on Angels pitching staff (min. 100 AB), behind Jimmy Herget (.174).
- ◆ Made first start of career June 26 vs. Seattle as an Opener...Was ejected in 2nd inning after hitting Jesse Winker with a pitch and ultimately served a three-game suspension.
- ◆ Pitched to a 1.80 ERA (20 IP - 4 ER) with 18 strikeouts during a 19 game stretch from July 3 - Sept. 5.
- ◆ Recorded two wins for Angels: June 19 at Seattle (1 IP, 2 SO) and Aug. 28 at Toronto (1 IP).

MAJOR LEAGUE SUMMARY

2021

- ◆ Began season at Triple-A **Salt Lake** and made eight appearances (five starts) for Bees before having contract selected July 3...Was 1-0 with a 2.10 ERA (25.2 IP - 6 ER) and 25 strikeouts in those initial eight outings for Salt Lake.
- ◆ Made Major League debut with **Angels** July 4 vs. Baltimore and became first player from the Angels 2018 Draft class to reach the Majors...Recorded first career strikeout vs. Domingo Leyba.
- ◆ Totaled four appearances during first big league stint before being optioned back to Salt Lake, July 27...Worked 2.2 perfect innings for Bees across two outings (Aug. 1 & Aug. 3) before being recalled Aug. 6, but was optioned again Aug. 8 without appearing for Angels.
- ◆ After not allowing an earned run in each of his next two relief outings (2 IP) for Salt Lake, he was recalled for third big league stint, Aug. 18, and remained in Majors for remainder of season...Overall, did not allow an earned run in each of his last eight minor league games (two starts), working 15 innings with 15 strikeouts.
- ◆ Earned first Major League win Aug. 28 vs. San Diego following 1.1 innings of scoreless relief work, with three strikeouts.
- ◆ Did not allow a run in 14 of 21 overall Major League appearances...Ranked third among Angels pitchers, averaging 12.5 SO/9 innings and held opponents to a .219 batting average (23/105).

WANTZ



CAREER TRANSACTIONS

- ◆ June 5, 2018...Selected by **Angels** in seventh round of 2018 First-Year Player Draft (signed June 6, 2018).

PERSONAL/MISC

- ◆ Andrew Hunter Wantz (last name rhymes with 'pants')...On Twitter: @Andrew_Wantz.
- ◆ Did not play during 2020 season...Gave pitching lessons during the Covid-19 shutdown and worked out in a friend's garage in North Carolina.
- ◆ Played collegiately at University of North Carolina at Greensboro, where he majored in business administration... In 2016, he was an All-Southern Conference first-team selection and the SoCon Co-Pitcher of the Year...Also earned All-SoCon second-team honors in 2018.
- ◆ Graduate of Holly Spring HS (Holly Springs, NC)...Tabbed 2014 Atlantic Region Honorable Mention by *Perfect Game*...Named to the all-conference team his junior year after compiling a 9-1 record, 1.70 ERA and fanning 76 batters – the second most in a single season in school history.
- ◆ Andrew's mother, Sherry, tracked down Brandon Marsh's first career home run ball from the fan who caught it on Aug. 25, 2021 in Baltimore, and returned the ball to Andrew in the bullpen to give it to Marsh.
- ◆ Originally signed by Angels scout Chris McAlpin.

CAREER FIELDING

POS	PCT	G	PO	A	E	TC	DP
P	1.000	63	3	3	0	6	0

WANTZ'S CAREER HIGHS

SEASON	GAME
Wins 2 — 2022	SO 4 — 4 times; last, 9/20/22 at TEX
Losses 1 — 2022	IP 2.1 — Twice; last, 6/3/22 at PHI
ERA 3.22 — 2022	R & ER 4 — 9/20/21 vs. HOU
IP 50.1 — 2022	BB 2 — 6 times; last, 10/2/22 vs. TEX
SO 52 — 2022	H 4 — Twice; last, 9/20/21 vs. HOU



2023 LOS ANGELES ANGELS



3 >>>

TAYLOR WARD

BORN: DEC. 14, 1993

BIRTHPLACE: DAYTON, OH

MLB SERVICE: 2 YEARS, 164 DAYS

ACQUIRED: SELECTED IN FIRST ROUND (26TH OVERALL) OF 2015 FIRST-YEAR PLAYER DRAFT

SIGNED THRU: 2023; UNDER CLUB CONTROL; 2/3 OPTIONS USED

OPENING DAY AGE: 29

RESIDES: PHOENIX, AZ

OUTFIELDER

HEIGHT >>> 6-1

WEIGHT >>> 200

BATS >>> R

THROWS >>> R

WARD'S LIFETIME PLAYING RECORD

Year	Club	AVG	G	AB	R	H	2B	3B	HR	RBI	SH	SF	HBP	BB	IBB	SO	SB	CS	GDP	SLG	OBP	E
2015	— Orem	.349	32	109	20	38	4	1	2	19	0	1	2	29	1	8	5	2	3	.459	.489	4
	Burlington	.348	24	92	10	32	3	0	1	12	1	0	0	10	0	15	1	1	3	.413	.412	0
2016	— Inland Empire	.249	123	466	61	116	11	0	10	56	5	5	5	48	1	81	0	0	15	.337	.323	5
2017	— Inland Empire	.242	54	207	32	50	11	1	6	30	3	2	0	35	0	43	0	0	7	.391	.348	3
	Mobile	.286	33	119	14	34	3	0	3	19	0	2	2	22	0	17	0	0	5	.387	.400	4
2018	— Mobile	.345	42	148	26	51	8	0	6	25	0	1	1	29	1	33	8	1	5	.520	.453	6
	Salt Lake	.352	60	227	42	80	18	0	8	35	0	2	2	36	1	61	10	2	5	.537	.442	6
	LAA	.178	40	135	14	24	3	0	6	15	0	0	3	9	0	45	2	0	0	.333	.245	5
2019	— Salt Lake	.306	106	421	102	129	34	1	27	71	0	1	9	80	1	101	11	5	7	.584	.427	9
	LAA	.190	20	42	4	8	3	0	1	2	0	0	0	6	0	23	0	0	1	.333	.292	2
2020	— LAA	.277	34	94	16	26	6	2	0	5	0	0	0	8	0	28	2	0	1	.383	.333	0
2021	— LAA	.250	65	208	33	52	15	0	8	33	2	1	6	20	0	55	1	1	4	.438	.332	2
	Salt Lake	.429	13	49	15	21	9	0	4	10	0	0	1	9	1	12	2	0	0	.857	.525	1
	Angels (AZL)	.143	3	7	0	1	1	0	0	0	0	0	0	1	0	2	1	0	0	.286	.250	0
2022	— LAA	.281	135	495	73	139	22	2	23	65	0	5	4	60	0	120	5	3	5	.473	.360	5
MAJOR TOTALS		.230	159	479	67	110	27	2	15	55	2	1	9	43	0	151	5	1	6	.388	.305	9
MINOR TOTALS		.299	490	1845	322	552	102	3	67	277	9	14	22	299	6	373	38	11	50	.467	.401	38

Disabling Injuries: 2021 — Mild right hamstring strain; June 5 (retro to June 4) - June 14
Left groin strain; disabled April 7 (retro to April 6) - 16

2022 SEASON

- ◆ Established new career highs in nearly every offensive category during fifth season with the **Angels**...Set new career marks in hits, average, doubles, triples, home runs, RBI, runs scored, walks and OPS...One of three Halos in 2022 with 20+ home runs (Trout and Ohtani)...833 OPS ranked 12th in the American League.
- ◆ His .281 average was the highest by a Halo right fielder since Torii Hunter (.313) in 2012 (min. 500 PA) while the 139 hits were the since Kole Calhoun (139) in 2017
- ◆ Named the American League Player of the Week (April 25 - May 1) after batting .448...Led the A.L. in hits (13), extra-base hits (7), total bases (29), runs (10) and OPS (1.484).
- ◆ Tallied first two multi-home run games of career: April 25 vs. Cleveland and Sept. 23 at Minnesota...Logged two grand slams...Was the first Halo with two grand slams in a season since Trout in 2019.
- ◆ Launched first career pinch-hit home run Aug. 13 vs. Minnesota, a two-run shot with the Angels trailing by two in the 8th inning.
- ◆ Slashed .345/.397/.575 over the final month of the season (Sept. 1 - end of the season)...The .345 clip ranked sixth in the A.L. while his .575 slugging ranked seventh.

A WARD SEASON

Taylor Ward's .833 OPS was the highest by an Angels right fielder since Vlad Guerrero in 2005 (.959)...Ward was just the 9th Angel right fielder to post an OPS higher than .830 for a season (min. 85% of games played in RF).



MAJOR LEAGUE SUMMARY

2021

- ◆ In fourth big league season, made two stints with the **Angels**...Set new career highs in games played, hits, doubles, home run, RBI, walks and OPS.
- ◆ Appeared defensively at all three outfield positions (64 G) and made first big league appearance at catcher... Made just two errors in 509.2 innings in the outfield (.984 fielding percentage)...Catching appearance was first at any level since 2017 in Double-A Mobile.
- ◆ Tallied first career grand slam on June 17 vs. Detroit.
- ◆ Following Spring Training, started season at Club's **Alternate Training Site** in Tempe, AZ...Assigned to **Triple-A Salt Lake** May 4th and was recalled by the Angels the following day...Optioned to Triple-A July 22nd and was placed on the 7-day injured list July 30...Following a rehab assignment with the **Arizona League Angels**, was activated by Salt Lake Sept. 20...Recalled by the Halos Sept. 29 before being placed on the injured list with a right adductor strain Oct. 3.

2020

- ◆ Made two stints with the **Angels** while also spending time at the Club's **Alternate Training Site** in Long Beach, CA...Despite shortened season, set then career highs in hits, runs, doubles, triples, average, OBP and slugging...Named to his first career Opening Day roster.
- ◆ Posted a .350 (21/60) average with 11 runs scored, six doubles and a triple in September to raise season average from .147 to .277.
- ◆ Broke up Zack Greinke's perfect game with 6th inning single on Aug. 1.

2019

- ◆ Split time between Triple-A **Salt Lake** and the Majors... Made season debut for **Angels** on Apr. 10 against the Brewers going 1-for-3 with a double.
- ◆ Posted above a .300 BA in the minors for second consecutive season with a .306 average (129/421)... Was 20th in OPS (1.010) for all of Triple-A and 4th in PCL... Had 34 doubles which was good for 6th in PCL.
- ◆ In a 38-game stint with Salt Lake batted .319 (51/160) with 37 runs, 15 doubles, 11 home runs, 32 RBI, 21 walks and a 1.030 OPS... Had a 35-game on base streak (Aug. 2, 2018-May 18, 2019) during which he compiled a .313 BA (41/131) with 12 doubles, 8 home runs, 22 RBI and 27 walks.
- ◆ His best performance with the Angels came on Sept. 25 against Oakland when he went 2-for-3 with a home run and an RBI.
- ◆ Made professional outfield debut on Apr. 10 for Salt Lake... Played 86 games in outfield between Angels and Salt Lake over the course of the season.

2018

- ◆ Saw action at three different levels of the **Angels** system, including making Major League debut on Aug. 14... Spent time in Double-A **Mobile** and Triple-A **Salt Lake**, batting a combined .349 (131/375) with 26 doubles, 14 home runs and 60 RBI...The .349 clip ranked second overall in MiLB (min. 300 AB), trailing only Vladimir Guerrero Jr. (.381).
- ◆ Began season with Mobile, batting .345 (51/148) with eight doubles, six home runs and 25 RBI before being promoted to Triple-A June 2...Hit .345 (80/227) with 18 doubles, eight home runs and 35 in 60 games with the Bees...Was leading Salt Lake in average at promotion.
- ◆ Had contract selected Aug. 14th and made Major League debut that night at San Diego (2-for-3, 2B, 1 RBI)... Became the 15th Angel to drive in a run with their first hit...Finished the season with six home runs, the most by an Angels rookie third baseman since 2005 (Dallas McPherson, 8 HR).
- ◆ Entered the season ranked as the Angels No. 8 prospect by MLB.com.
- ◆ Defensively, transitioned to third base at the start of season after playing exclusively at catcher during first three professional campaigns.

NOTABLE MINOR LEAGUE AWARDS AND HONORS

- ◆ **2019** Mid-Season Pacific Coast League All-Star.
- ◆ **2018** Mid-Season Southern League All-Star...Angels Minor League Organizational Player of the Month for July.
- ◆ **2017** MiLB.com Organizational All-Star...Participated in the Arizona Fall League...Angels Minor League Organizational Player of the Month for August.
- ◆ **2016** MiLB.com Organizational All-Star...Participated in Arizona Fall League and the Rising Stars Game.
- ◆ **2015** Mid-Season Pioneer League All-Star.

CAREER TRANSACTIONS

- ◆ June 6, 2012...Selected by **Rays** in 31st round of 2012 First-Year Player Draft (did not sign).
- ◆ June 8, 2015...Selected by **Angels** in first round (26th overall) of 2015 First-Year Player Draft (signed June 12, 2015).



61

AUSTIN WARREN

BORN: FEB. 5, 1996

BIRTHPLACE: FAYETTEVILLE, NC

MLB SERVICE: 1 YEAR, 7 DAYS

ACQUIRED: SELECTED IN SIXTH ROUND OF 2018 FIRST-YEAR PLAYER DRAFT

SIGNED THRU: 2023; UNDER CLUB CONTROL; 1/3 OPTIONS USED

OPENING DAY AGE: 27

RESIDES: FAYETTEVILLE, NC

RHP

HEIGHT >>> 6-0

WEIGHT >>> 170

BATS >>> R

THROWS >>> R

NON-ROSTER INVITEE

WARREN'S LIFETIME PITCHING RECORD

Year	Club	W-L	ERA	G	GS	CG	GF	SHO	SV	IP	H	R	ER	HR	HB	BB	IBB	SO	WP	BK	BAA
2018	Orem	0-0	7.11	4	0	0	0	0	0	6.1	11	5	5	1	0	4	0	11	2	0	.355
	Burlington	0-2	3.00	15	0	0	6	0	3	21.0	17	9	7	3	1	5	0	27	2	0	.224
2019	Inland Empire	2-7	3.30	27	0	0	9	0	2	43.2	39	21	16	5	1	21	0	63	4	0	.242
	Mobile	1-2	2.57	9	0	0	5	0	0	14.0	12	7	4	0	0	9	0	14	2	0	.218
2020	LAA	DID NOT PLAY — No Minor League Season																			
2021	Salt Lake	2-3	6.19	22	1	0	3	0	1	36.1	42	26	25	5	2	18	0	45	1	0	.292
	LAA	3-0	1.77	16	0	0	1	0	1	20.1	16	5	4	0	1	5	0	20	0	0	.205
2022	LAA	2-0	5.63	14	0	0	2	0	0	16.0	19	10	10	3	0	5	2	9	1	1	.306
	Salt Lake	2-0	2.12	29	0	0	3	0	1	34.0	23	9	8	2	4	17	0	30	3	1	.185
MAJOR TOTALS		5-0	3.47	30	0	0	3	0	1	36.1	35	15	14	3	1	10	2	29	1	1	.250
MINOR TOTALS		7-14	3.77	106	1	0	26	0	7	155.1	144	77	65	16	8	74	0	190	14	1	.244

Disabling Injuries: 2022 — Right triceps strain; disabled June 18 - July 12
Nasal fracture; disabled May 3 (retro to May 2) - June 12

2021 — Disabled Aug. 25 - Sept. 20

2022 SEASON

- ◆ Made Opening Day roster with **Angels** for first time in career.
- ◆ Totaled seven appearances in April and earned two winning decisions, before suffering a nasal fracture May 3 at Boston after being hit in the nose by a foul ball during Red Sox batting practice.
- ◆ Underwent surgery May 10 to repair nasal fracture and ultimately missed 38 games on injured list...Pitched in four games on rehab assignment at Triple-A **Salt Lake** before returning to Angels June 12.
- ◆ After two appearances following return, was placed back on injured list June 18 with a right triceps strain and missed 20 games on IL...Pitched in five games during second rehab stint with Salt Lake June 28 - July 6.
- ◆ Pitched in five games in July for Angels before being optioned back to Salt Lake July 27 and remained with Bees for remainder of season.
- ◆ Ultimately pitched to a 2.12 ERA (34 IP - 8 ER) across 29 total minor league outings with Bees.

MAJOR LEAGUE SUMMARY

2021

- ◆ Began season at Triple-A **Salt Lake** and recorded 4+ outs in 14 of 22 appearances...In final six games with Bees, pitched to a 2.70 ERA (13.1 IP - 4 ER) and 20 SO.
- ◆ Made Major League debut with **Angels** July 29 vs. Oakland and tossed 1.1 perfect innings...Entered game inheriting the bases loaded with two outs in 7th inning and retired Ramon Laureano on a groundout...Recorded first career strikeout vs. Sean Murphy to end 8th inning...Became third pitcher in Angels history to inherit bases loaded in MLB debut and strand all three runners, joining John Verhoeven (July 6, 1976 vs. CLE) and Vern Geishert (Aug. 26, 1969 at CLE).
- ◆ Did not allow an earned run in 13 of 16 Major League appearances and yielded just four total earned runs across his 20.1 innings pitched (1.77 ERA)...Also stranded 10 of 13 inherited runners (77%).
- ◆ Earned first Major League win in relief, Aug. 6 at Dodger Stadium, after retiring seven of eight batters faced.
- ◆ Recorded first career save Aug. 19 at Detroit with two perfect innings pitched.
- ◆ Missed 22 games on injured list from Aug. 25 - Sept. 20.

2023 LOS ANGELES ANGELS

NOTABLE MINOR LEAGUE AWARDS AND HONORS

- ◆ 2019 California League Mid-Season All-Star

CAREER TRANSACTIONS

- ◆ June 5, 2018...Selected by **Angels** in sixth round of 2018 First-Year Player Draft (signed June 7, 2018).

PERSONAL/MISC

- ◆ Austin Davis Warren...On Twitter: @austinwarren96.
- ◆ Represented Angels in 2019 Arizona Fall League and pitched to a 1.54 ERA (11.2 IP - 2 ER) in nine appearances.
- ◆ Attended University of North Carolina at Wilmington...Also played two seasons of junior college ball at Wake Tech Community College (Raleigh, NC).
- ◆ Graduate of Terry Sanford HS (Fayetteville, NC) where he earned All-Conference honors three times and All-Region honors twice...Was also on bowling team, earning All-Conference honors and finished third in state individual championships.
- ◆ Father, Marty, was White Sox eighth round pick in 1985 Draft out of Campbell University and pitched during two minor league seasons in Chicago's system.
- ◆ Originally signed by Angels scout Chris McAlpin.

CAREER FIELDING

POS	PCT	G	PO	A	E	TC	DP
P	1.000	30	5	5	0	10	0

WARREN'S CAREER HIGHS

	SEASON	GAME
Wins	3 — 2021	SO 3 — 8/24/21 at BAL
Losses	0 — 2021 & 2022	IP 2.1 — 8/6/21 at LAD
ERA	1.77 — 2021	R 2 — 5 times; last, 4/24/22 vs. BAL
IP	20.1 — 2021	ER 2 — 4 times; last, 4/24/22 vs. BAL
SO	20 — 2021	BB 2 — Twice; last, 4/18/22 at HOU
		H 3 — 4 times; last, 6/17/22 at SEA



WARREN



71 >>>

JACOB WEBB

BORN: AUG. 15, 1993

BIRTHPLACE: RIVERSIDE, CA

MLB SERVICE: 2 YEARS, 85 DAYS

ACQUIRED: SIGNED AS MINOR LEAGUE FREE AGENT, NOV. 22, 2022

SIGNED THRU: 2023; SIGNED ONE-YEAR CONTRACT; 3/3

OPTIONS USED

OPENING DAY AGE: 29

RESIDES: RIVERSIDE, CA

RHP

HEIGHT >>> 6-2

WEIGHT >>> 210

BATS >>> R

THROWS >>> R

NON-ROSTER INVITEE

WEBB'S LIFETIME PITCHING RECORD

Year	Club	W-L	ERA	G	GS	CG	GF	SHO	SV	IP	H	R	ER	HR	HB	BB	IBB	SO	WP	BK	BAA
2014	—Braves (GCL)	2-1	2.14	11	6	0	1	0	0	33.2	30	9	8	2	1	8	0	31	2	0	.231
2015	—	INJURED — DID NOT PITCH																			
2016	—Danville	0-0	3.18	12	0	0	7	0	2	11.1	7	4	4	1	0	7	0	28	0	0	.171
	Rome	0-0	16.20	2	0	0	1	0	0	1.2	3	3	3	0	0	2	0	3	1	0	.429
2017	—Florida	2-1	1.74	22	0	0	8	0	2	41.1	29	9	8	1	2	22	3	48	2	2	.203
	Mississippi	3-1	2.63	16	0	0	8	0	0	24.0	17	8	7	1	0	14	1	26	1	2	.202
2018	—Mississippi	1-2	3.18	21	0	0	16	0	7	22.2	16	12	8	4	1	12	2	35	2	0	.195
	Gwinnett	2-2	3.13	30	0	0	26	0	11	31.2	20	13	11	3	1	11	3	34	4	0	.175
2019	—Gwinnett	0-1	6.97	10	0	0	4	0	1	10.1	9	8	8	1	0	9	0	12	1	0	.225
	ATLANTA	4-0	1.39	36	0	0	12	0	2	32.1	24	10	5	4	1	12	0	28	3	0	.205
	Braves (GCL) (1)	0-0	0.00	1	1	0	0	0	0	1.0	0	0	0	0	0	0	0	1	0	0	.000
2020	—ATLANTA	0-0	0.00	8	0	0	4	0	0	10.0	7	2	0	0	0	5	1	10	0	0	.200
2021	—ATLANTA	5-4	4.19	34	0	0	15	0	1	34.1	38	22	16	4	1	14	4	33	3	0	.279
	Gwinnett	1-2	3.00	24	0	0	19	0	6	24.0	17	9	8	2	1	7	0	34	2	0	.193
2022	—Reno	0-0	10.13	6	0	0	0	0	0	5.1	8	6	6	1	0	3	0	7	0	1	.348
	Gwinnett	2-3	5.34	28	0	0	9	0	3	30.1	24	19	18	4	2	6	0	35	1	0	.212
MAJOR TOTALS		9-4	2.47	78	0	0	31	0	3	76.2	69	34	21	8	2	31	5	71	6	0	.240
MINOR TOTALS		13-13	3.38	183	7	0	99	0	32	237.1	180	100	89	20	8	101	9	294	16	5	.207

(1) rehab assignment

Disabling Injuries: 2020 — Right shoulder strain; disabled July 20 - Sept. 8
 2019 — Right elbow impingement; disabled Aug. 19 - end of season

2022 SEASON

- ◆ Began year in **Braves** organization and was designated for assignment April 12...Claimed off waivers by **Diamondbacks** April 19 and was assigned to Triple-A **Reno**.
- ◆ Made six total appearances for Reno...Was recalled by Arizona May 18, but did appear in a game before being optioned back to Reno May 19 postgame...Was on Reno's 7-day injured list from May 27 - June 2.
- ◆ Traded by Arizona back to Atlanta, June 7 for cash considerations...Spent remainder of season with Triple-A Gwinnett, with a total of 28 relief appearances...Compiled 35 strikeouts in 30.1 innings for Stripers.

CAREER HIGHLIGHTS

- ◆ Appeared in 34 regular season games for Braves during World Championship season in 2021.
- ◆ Made Major League debut with Braves, April 16, 2019 vs. Arizona...Tossed 0.1 innings with one hit and one strikeout...Fanned Ketel Marte for his first career strikeout.
- ◆ Opened career with nine consecutive scoreless games before allowing a run May 8 vs. Dodgers...Became second pitcher in Atlanta history to not allow a run in his first nine outings.
- ◆ Earned first career win April 28, 2019 vs. Colorado and earned his first career save the next day, April 29, vs. San Diego...Became third Braves pitcher since saves became an official stat in 1969 to record a win, hold and save in his first 11 career games, joining Carlos Díaz and Mark Wohlers.
- ◆ Was not charged with an earned run in 40 of first 44 games to begin career...The 40 such games are tied for second-most in MLB history through a player's first 44 career games, behind only Kevin Siegrist (42 games).

2023 LOS ANGELES ANGELS

POSTSEASON SUMMARY

- ◆ Made first postseason appearance in **2020** with **Braves** in Game 3 of NLDS vs. Marlins with 1.0 scoreless inning... Appeared in two games during NLDS vs. Dodgers...Was on Braves roster for Wild Card Series, but did not pitch.
- ◆ In **2021** with **Braves**, was on NLDS roster, but did not appear during series vs. Brewers...Pitched in two games during NLCS vs. Dodgers...Was not selected to Atlanta's World Series roster.

WILD CARD SERIES TOTALS

Year	Club, Opp.	W-L	ERA	G	GS	CG	SHO	SV	IP	H	R	ER	BB	SO
2020	— ATL, CIN													

Did not pitch

DIAMOND SERIES TOTALS

Year	Club, Opp.	W-L	ERA	G	GS	CG	SHO	SV	IP	H	R	ER	BB	SO
2020	— ATL, MIA	0-0	0.00	1	0	0	0	0	1.0	1	0	0	0	1
2021	— ATL, MIL													

Did not pitch

Totals		0-0	0.00	1	0	0	0	0	1.0	1	0	0	0	1
---------------	--	------------	-------------	----------	----------	----------	----------	----------	------------	----------	----------	----------	----------	----------

LEAGUE CHAMPIONSHIP SERIES TOTALS

Year	Club, Opp.	W-L	ERA	G	GS	CG	SHO	SV	IP	H	R	ER	BB	SO
2020	— ATL, LAD	0-0	13.50	2	0	0	0	0	2.0	4	3	3	1	5
2021	— ATL, LAD	0-0	21.60	2	0	0	0	0	1.2	4	4	4	1	3

Totals		0-0	17.18	4	0	0	0	0	3.2	8	7	7	2	8
---------------	--	------------	--------------	----------	----------	----------	----------	----------	------------	----------	----------	----------	----------	----------

CAREER TRANSACTIONS

- ◆ June 7, 2014...Selected by **Braves** in 18th round of First-Year Player Draft (signed June 11, 2014).
- ◆ April 19, 2022...Claimed off waivers from **Braves** by **Diamondbacks**.
- ◆ June 7, 2022...Traded by **Diamondbacks** to **Braves** for cash considerations.
- ◆ Nov. 22, 2022...Signed by **Angels** as minor league free agent.

PERSONAL/MISC

- ◆ Jacob Lawrence Webb.
- ◆ Missed entire 2015 season after undergoing "Tommy John" surgery, Apr. 2, 2015.
- ◆ Attended Tabor College in Hillsboro, KS for two seasons (2013 and 2014)...Was a NAIA Honorable Mention All-American in 2014.
- ◆ Is one of three players to ever be drafted out of Tabor College (Tyson Kendrick, 49th round by Detroit in 2010 and Dustin Hurlbutt, 16th round by Oakland in 2015).
- ◆ Originally signed by Braves scout Terry Tripp.

MICHELLE CAREW COMMUNITY COURTYARD

Dedicated Sept. 17, 1999

The Michelle Carew Community Courtyard features a bronze statue bust of Michelle with the family's Rottweiler dog Hunter. The statue is placed in the Angel Stadium perimeter plaza, located just inside Gate 3.

Michelle Carew passed away April 17, 1996 at the age of 18 after a courageous battle with leukemia. Michelle, daughter of former Angel and Hall of Famer Rod Carew, became ill Sept. 10, 1995 and was diagnosed with acute non-lymphocytic leukemia (ANLL), Sept. 18. In the months that followed, the Carew family went on a nationwide publicity campaign that generated more than 70,000 phone calls to the National Bone Marrow Program. As a result, phone calls from minorities more than doubled weekly, and overall donor registration increased by 33 percent.

INSCRIPTION: *This courtyard was dedicated September 17th 1999 in loving memory of Michelle Carew. Her spirited battle against leukemia raised awareness of the National Marrow Donor Program throughout this country. In the process, her legacy has saved countless lives. "When she went to sleep, she woke up the world."*





57

ZACK WEISS

BORN: JUNE 16, 1992

BIRTHPLACE: IRVINE, CA

MLB SERVICE: 44 DAYS

ACQUIRED: SIGNED AS MINOR LEAGUE FREE AGENT, NOV. 28, 2021

SIGNED THRU: 2023; SIGNED ONE-YEAR CONTRACT; 1/3

OPTIONS USED

OPENING DAY AGE: 30

RESIDES: IRVINE, CA

RHP

HEIGHT >>> 6-3

WEIGHT >>> 210

BATS >>> R

THROWS >>> R

WEISS' LIFETIME PITCHING RECORD

Year	Club	W-L	ERA	G	GS	CG	GF	SHO	SV	IP	H	R	ER	HR	HB	BB	IBB	SO	WP	BK	BAA
2013—Reds (AZL)		0-0	0.00	2	0	0	0	0	0	2.0	1	1	0	0	1	1	0	2	0	0	.143
	Billings	2-4	4.39	10	5	0	1	0	0	26.2	30	21	13	7	4	4	0	18	3	0	.275
2014—Dayton		2-4	2.42	34	0	0	11	0	3	63.1	50	18	17	4	3	21	0	80	8	0	.217
2015—Daytona		0-0	0.00	9	0	0	8	0	5	11.2	2	0	0	0	0	1	0	22	2	0	.056
	Pensacola	1-3	2.42	45	0	0	39	0	25	52.0	40	16	14	5	0	14	1	68	2	0	.214
2016—Pensacola		INJURED - DID NOT PLAY																			
2017—Daytona		2-1	2.08	10	0	0	4	0	1	13.0	8	6	3	1	0	2	0	19	1	0	.178
	Pensacola	2-4	2.89	24	0	0	19	0	9	28.0	22	15	9	2	1	11	0	37	5	0	.210
2018—Louisville		2-2	9.00	11	1	0	4	0	1	11.0	13	14	11	3	0	15	0	11	0	0	.283
	CINCINNATI	0-0	inf.	1	0	0	0	0	0	0.0	2	4	4	2	0	2	0	0	0	0	1.000
Reds (AZL)		0-1	4.26	5	1	0	0	0	0	6.1	6	4	3	0	0	1	0	6	0	0	.240
Pensacola		1-0	1.17	5	0	0	1	0	0	7.2	5	2	1	0	0	4	1	9	2	0	.192
2019—Rochester		0-1	9.28	6	0	0	0	0	0	10.2	19	11	11	2	0	3	0	10	4	0	.380
	Pensacola	1-2	5.94	10	0	0	8	0	0	16.2	18	13	11	3	0	12	2	20	3	1	.305
Long Island (Ind.)		4-1	4.68	16	0	0	4	0	1	25.0	23	14	13	2	0	12	0	34	3	0	.250
2020—Sugar Land (Ind.)		1-0	5.40	5	0	0	0	0	0	6.2	9	4	4	2	0	2	0	7	1	0	---
2021—Kansas City (Ind.)		0-0	4.50	1	0	0	1	0	0	2.0	1	1	0	0	0	1	0	5	1	0	---
Tacoma		2-3	4.31	30	1	0	7	0	1	39.2	34	29	19	5	3	24	4	56	2	3	.225
2022—Salt Lake		2-3	4.50	43	0	0	11	0	3	50.0	44	29	25	6	2	21	0	65	4	2	.226
	LAA	0-1	3.38	12	0	0	6	0	0	13.1	7	6	5	2	1	7	2	18	2	0	.152
MAJOR TOTALS		0-1	6.08	13	0	0	6	0	0	13.1	9	10	9	4	1	9	2	18	2	0	.188
IND. TOTALS		5-1	4.81	22	0	0	5	0	1	33.2	33	19	18	4	0	15	0	46	5	0	---
MINOR TOTALS		17-28	3.64	244	8	0	113	0	48	338.2	292	179	137	38	14	134	8	423	36	6	.230

2022 SEASON

- ◆ Began season with Triple-A **Salt Lake** and pitched in 43 games...His 65 strikeouts led Bees bullpen, while holding opponents to a .226 (44/195) average for the season.
- ◆ Had contract selected by **Angels** Sept. 1 and made Angels debut Sept. 2 vs. Houston, retiring all four batters faced in first MLB appearance since Major League debut with Reds Apr. 12, 2018.
- ◆ Began Angels tenure with 7.0 consecutive scoreless innings pitched across parts of six outings, before allowing a home run to Seattle's Ty France to snap streak.
- ◆ Was not charged with a run in nine of 12 games for Angels and compiled 18 strikeouts in 13.1 innings.

MAJOR LEAGUE SUMMARY

2018

- ◆ Made Major League debut with **Reds**, Apr. 12, 2018 vs. St. Louis...Faced four batters (all four ultimately scored in the inning (2 HR, 2 BB))...Marked only MLB appearance with Reds.

NOTABLE MINOR LEAGUE AWARDS AND HONORS

- ◆ **2015** Reds *MLB.com* Organization All-Star...Southern League Post-Season All-Star.

2023 LOS ANGELES ANGELS

CAREER TRANSACTIONS

- ◆ June 8, 2010...Selected by **Pirates** in 10th round of First-Year Player Draft (did not sign).
- ◆ June 7, 2013...Selected by **Reds** in sixth round of First-Year Player Draft (signed July 10, 2013).
- ◆ Nov. 19, 2018...Signed with **Twins** as a minor league free agent.
- ◆ Feb. 21, 2020...Signed with **Indians** as a minor league free agent.
- ◆ May 22, 2021...Signed with **Mariners** as a minor league free agent.
- ◆ Nov. 28, 2021...Signed with **Angels** as minor league free agent.

PERSONAL/MISC

- ◆ Zachary D. Weiss...On Twitter: @zackweiss32.
- ◆ Angels were his favorite baseball team growing up in Irvine, CA.
- ◆ In December 2022, volunteered at annual Angels Kids Holiday Party along with teammate Mickey Moniak.
- ◆ As part of Angels Rally Readers program, read books to kids at Anaheim Public Library in September 2022.
- ◆ Has dual citizenship in the United States and Israel and is a member of the Israeli national baseball team.
- ◆ Pitched for Team Israel at the 2019 European Baseball Championship, Africa/Europe 2020 Olympic Qualification tournament and the 2020 Olympics...Pitched in three games (7 IP) during 2020 Olympics and was winning pitcher in a Knockout Stage game vs. Mexico.
- ◆ Missed entire 2016 season following Dec. 2015 arthroscopic surgery to remove scar tissue in his right elbow.
- ◆ Pitched collegiately at UCLA, from 2011-13...Was a 2011 Freshman All-American...Had a career-best 2.25 ERA as a reliever on the Bruins 2013 National Championship squad...Was a Geography/Environmental Studies major.
- ◆ Was a 2013 *Jewish Sports Review* Division I College Baseball All-American, along with Alex Bregman and Brad Goldberg.
- ◆ Played in the 2011 Cape Cod League for the Yarmouth-Dennis Red Sox.
- ◆ Attended Northwood HS (Irvine, CA) where as a senior he was second-team All-CIF Southern Section Division II and second-team All-Sea View League...Academically, had a 4.0 GPA
- ◆ Pitched in independent leagues in 2019 (Long Island Ducks - Atlantic League), 2020 (Sugar Land Skeeters - Originally signed by Reds scout Rex De La Nuez).

CAREER FIELDING

POS	PCT	G	PO	A	E	TC	DP
P	.500	13	1	0	1	2	0



WEISS



44

AARON WHITEFIELD

BORN: SEPT. 2, 1996
BIRTHPLACE: BRISBANE,
 AUSTRALIA

OPENING DAY AGE: 26
RESIDES: ALEXANDRA HILLS,
 AUSTRALIA

MLB SERVICE: 53 DAYS
ACQUIRED: SIGNED AS MINOR LEAGUE FREE AGENT, NOV. 11, 2021
SIGNED THRU: 2023; UNDER CLUB CONTROL; 0/3 OPTIONS USED

OUTFIELDER

HEIGHT >>> 6-3

WEIGHT >>> 180

BATS >>> L

THROWS >>> L

NON-ROSTER INVITEE

WHITEFIELD'S LIFETIME PLAYING RECORD

Year	Club	AVG	G	AB	R	H	2B	3B	HR	RBI	SH	SF	HBP	BB	IBB	SO	SB	CS	GDP	SLG	OBP	E
2015	— Twins (GCL)	.167	7	18	1	3	0	0	0	1	0	0	0	2	0	4	1	0	0	.167	.250	0
2016	— Twins (GCL)	.298	51	191	30	57	7	0	2	17	1	2	4	19	1	47	31	9	4	.366	.370	5
2017	— Cedar Rapids	.262	117	413	66	108	18	6	11	57	1	8	7	31	1	118	33	9	8	.414	.318	4
2018	— Fort Myers	.211	65	213	33	45	7	0	2	10	2	3	2	17	0	56	20	7	3	.272	.272	1
	Twins (GCL)	.250	5	16	2	4	1	0	0	2	0	0	0	4	0	4	0	0	0	.313	.400	0
2019	— Fort Myers	.220	81	268	27	59	17	0	4	22	1	3	3	20	0	89	25	8	3	.328	.279	2
	Pensacola	.137	31	102	9	14	2	1	0	8	1	2	1	4	0	37	5	0	0	.176	.174	0
2020	— MINNESOTA	.000	3	1	1	0	0	0	0	0	0	0	0	0	0	0	0	0	0	.000	.000	0
2021	— Wichita	.257	111	397	62	102	12	4	6	58	1	7	3	42	1	112	36	12	8	.353	.327	4
2022	— Rocket City	.262	79	301	56	79	18	3	9	38	0	4	3	36	1	93	29	10	6	.432	.343	2
	LAA	.000	5	11	0	0	0	0	0	0	0	0	0	0	0	5	0	0	0	.000	.000	0
	MAJOR TOTALS	.000	8	12	1	0	0	0	0	0	0	0	0	0	0	5	0	0	0	.000	.000	0
	MINOR TOTALS	.245	547	1919	286	471	82	14	34	213	7	29	23	175	4	560	180	55	32	.356	.312	18

2022 SEASON

- ◆ Spent majority of season with Double-A **Rocket City** and appeared in 79 games for Trash Pandas.
- ◆ Missed time on Rocket City IL from June 28 - Aug. 16.
- ◆ Had contract selected by **Angels**, May 8, and made Angels debut May 9 vs. Rays as a defensive replacement in right field...Marked first MLB appearance since July 29, 2020 for Twins.
- ◆ Became fourth Australian-born player in Angels history, joining Rich Thompson (2007-12), Trent Durrington (1999-2003) and Craig Shipley (1998).
- ◆ Totaled five games for Angels (two starts) and was in right field May 10 for final out of Reid Detmers' no-hitter.

CAREER HIGHLIGHTS

- ◆ Made Twins Opening Day roster in 2020...Major League debut with Minnesota, July 25, 2020 at Chicago White Sox as a pinch-runner...Recorded first MLB plate appearance for Twins, July 29, 2020 vs. St. Louis (groundout)... First MLB start came May 11, 2022 for Angels vs. Tampa Bay.
- ◆ Texas League Player of the Week for May 3-9, 2021.
- ◆ Gulf Coast League Post-Season All-Star in 2016 with GCL Twins...Led team in hits, walks and stolen bases and his batting average ranked fifth in GCL.

CAREER TRANSACTIONS

- ◆ May 19, 2015...Signed by **Twins** as non-drafted free agent.
- ◆ Nov. 11, 2021...Signed by **Angels** as minor league free agent.

PERSONAL/MISC

- ◆ Aaron James Whitefield.
- ◆ 2023 marks first season as a non-roster invitee to Major League Spring Training.
- ◆ Played softball for the Australian national team prior to signing with Twins.
- ◆ Has played winter ball in Australian Baseball League with Brisbane (2015-18), Adelaide (2018-20) and Melbourne (2022).
- ◆ Played in Puerto Rican Winter League with Caguas during 2021-22 offseason.
- ◆ Originally signed by Twins scout Howard Norsetter.



90

KENYON YOVAN

BORN: DEC. 28, 1997
BIRTHPLACE: BEAVERTON, OR
ACQUIRED: SIGNED AS NON-DRAFTED FREE AGENT, JULY 13, 2021
SIGNED THRU: 2023; UNDER CLUB CONTROL; 0/3 OPTIONS USED

OPENING DAY AGE: 25
RESIDES: BEAVERTON, OR

RHP

HEIGHT >>> 6-2

WEIGHT >>> 220

BATS >>> R

THROWS >>> R

NON-ROSTER INVITEE

YOVAN'S LIFETIME PITCHING RECORD

Year	Club	W-L	ERA	G	GS	CG	GF	SHO	SV	IP	H	R	ER	HR	HB	BB	IBB	SO	WP	BK	BAA
2022	—Angels (ACL)	0-0	0.00	5	0	0	1	0	0	5.0	4	0	0	0	0	1	0	11	0	0	.222
	Inland Empire	1-1	2.35	12	0	0	10	0	4	15.1	7	5	4	0	2	5	1	28	1	0	.137
MINOR TOTALS		1-1	1.77	17	0	0	11	0	4	20.1	11	5	4	0	2	6	1	39	1	0	.159

YOVAN'S LIFETIME PLAYING RECORD

Year	Club	AVG	G	AB	R	H	2B	3B	HR	RBI	SH	SF	HBP	BB	IBB	SO	SB	CS	GDP	SLG	OBP	E
2021	—Tri-City	.231	33	117	17	27	6	0	5	13	0	0	4	11	0	58	2	0	1	.410	.318	5
2022	—Tri-City	.194	28	93	7	18	5	2	1	10	0	1	0	6	0	38	0	0	1	.323	.240	0
MINOR TOTALS		.214	61	210	24	45	11	2	6	23	0	1	4	17	0	96	2	0	2	.371	.284	5

2022 SEASON

- ◆ Began season as an infielder with High-A **Tri-City**, appearing in 28 games as a hitter...Batted .194 (18/93) with five doubles, two triples, one home run and 10 RBI.
- ◆ Transferred to Development List June 14 and transitioned to pitching...Joined **ACL Angels** July 7 and made season debut on the mound July 8 at ACL D-backs Black with 1.0 scoreless inning in relief.
- ◆ Pitched 1.0 shutout frame in each of five appearances for ACL Angels with 11 strikeouts before being promoted to Low-A **Inland Empire** July 29.
- ◆ Began stint with 66ers with streak of 14.1 consecutive scoreless innings across 11 appearances with 27 strikeouts.
- ◆ Only earned runs allowed of season came in final game of year, Sept. 2 vs. Rancho Cucamonga.

CAREER HIGHLIGHTS

- ◆ Began pro career as a two-way player before exclusively pitching starting in mid-June 2022.
- ◆ Made professional debut in 2021 with High-A Tri-City after signing with Angels as a non-drafted free agent.

CAREER TRANSACTIONS

- ◆ June 11, 2016...Selected by **Mariners** in 32nd round of First-Year Player Draft (did not sign).
- ◆ June 5, 2019...Selected by **Angels** in 27th round of First-Year Player Draft (did not sign).
- ◆ July 13, 2021...Signed by **Angels** as non-drafted free agent.

PERSONAL/MISC

- ◆ Kenyon Jacob Yovan...On Twitter: @kenyoniyovan21.
- ◆ 2023 marks first season as a non-roster invitee to Major League Spring Training.
- ◆ Played college ball at University of Oregon, where he was first player in school history to earn All-America honors as both a pitcher (2017) and a hitter (2020)...First Oregon player in modern era to be named first-team All-Pac-12 Conference three times...Set a new career school record for slugging percentage (.512).
- ◆ Majored in General Social Science - Business while at Oregon.
- ◆ Played three seasons of summer ball...In 2016 was with Cowlitz Black Bears in West Coast League, in 2017 played for Rochester Honkers in Northwoods League and in 2018 played for Orleans Firebirds in Cape Cod League.
- ◆ Four-year letterman and 2016 graduate of Westview HS (Portland, OR)...Named The Oregonian's Brian T. Meehan Memorial Baseball Player of the Year as a senior...Given Player of the Year honors by USA Today as part of the 2016 All-USA Oregon Baseball Team...Threw a no-hitter with nine strikeouts in the first round of the 2014 Oregon 6A Playoffs...Pitched for Team USA's Collegiate National Team in 2018.
- ◆ Originally signed by Angels scout Scott Richardson.

YOVAN

40-MAN ROSTER

MANAGER: Phil Nevin (#88) **BENCH COACH:** Ray Montgomery (#81) **HITTING COACH:** Marcus Thames (#85) **PITCHING COACH:** Matt Wise (#83) **1st BASE COACH:** Damon Mashore (#80)

CATCHING COACH: Drew Butera (#95) **THIRD BASE COACH:** Bill Haselman (#82) **ASST. HITTING COACH:** Phil Planter (#86) **ASST. PITCHING COACH:** Bill Hezel (#84) **INFIELD COACH:** Benji Gill (#89)

DIRECTOR OF SPORTS MEDICINE/HEAD CERTIFIED ATHLETIC TRAINER: Mike Frost **STAFF ASSISTANTS:** Tim Buss (#90) & Ali Modami (#93) **BULLPEN CATCHER:** Jason Brown (#93) **BP PITCHER:** Mike Ashman (#91)

ASSISTANT CERTIFIED ATHLETIC TRAINERS: Eric Munson & Matt Blancuzzo **HEAD STRENGTH & CONDITIONING COACH:** Matt Tenney **HEAD PHYSICAL THERAPIST:** Marc Ocegvera **HEAD PHYSICAL THERAPIST:** Marc Ocegvera

ATHLETIC TRAINING SERVICES COORDINATOR: Rick Smith **DIRECTOR, EQUIPMENT & CLUBHOUSE OPERATIONS:** Guy Gallagher **ASSISTANT PHYSICAL THERAPIST:** Robbie Williams **INTERPRETERS:** Manny Del Campo (#92) & Ippai Mizuhara

No.	PITCHERS (22)	B	T	Ht.	Wt.	Born	Birthplace	Residence	2022 Club(s)	W-L	ERA	G	GS	CG	SHO	SV	IP	H	R	ER	BB	SO	SERVICE	
31	Aderson, Tyler	R	R	6-1	210	12/20/89	Las Vegas, NV	Las Vegas, NV	LAA	15-5	2.67	30	28	0	0	0	0	178.2	145	57	51	34	138	7,065
51	Barria, Jaime	R	R	6-1	210	7/18/96	Panama City, Panama	Panama City, Panama	LAA	3-3	2.61	35	1	0	0	0	0	79.1	63	29	23	19	54	3,075
47	Canning, Griffin	R	R	6-2	180	5/11/96	Mission Viejo, CA	Coto de Caza, CA	LAA	6-7	4.49	21	21	0	0	0	0	102.1	92	59	51	32	83	0,000
58	Daniel, Davis	R	R	6-1	190	6/11/97	Atlanta, GA	Atlanta, GA	Salt Lake	1-2	11.11	4	3	0	0	0	0	15.1	15	11	11	15	13	1,039
32	Davidson, Tucker	L	L	6-2	215	3/25/96	Amarillo, TX	Amarillo, TX	LAA	1-5	6.87	8	8	0	0	0	0	36.2	39	28	28	2	23	1,139
48	Detmers, Reid	L	L	6-2	210	7/8/99	Nokomis, IL	Chatham, IL	Salt Lake	7-6	3.77	25	25	1	1	0	0	6.0	3	1	1	1	24	1,059
53	Estévez, Carlos	R	R	6-6	275	12/28/92	Santo Domingo, DR	Santo Domingo, DR	COLORADO	4-4	3.47	62	0	0	0	0	2	57.0	44	56	54	46	122	6,022
40	Garza, Justin	R	R	5-11	170	3/20/94	Glendora, CA	Columbus	LAA	2-3	4.64	37	0	0	0	0	7	42.2	33	24	22	19	50	0,102
46	Herget, Jimmy	R	R	6-3	180	9/9/93	Tampa, FL	Tampa, FL	Rocket City	1-0	4.50	3	0	0	0	0	0	4.0	2	2	2	2	4	2,079
66	Ingram, Kolton	L	L	5-9	170	10/21/96	Stockbridge, GA	Hampton, GA	LAA	2-1	2.48	49	1	0	0	0	9	69.0	48	20	19	15	63	0,000
28	Loup, Aaron	R	R	6-0	230	12/19/87	Raceland, LA	Hahnville, LA	LAA	0-5	3.84	65	0	0	0	10	60.2	39	21	18	17	17	73	0,000
68	Marte, Jose	R	R	6-3	180	6/14/96	Santiago, DR	Santiago, DR	LAA	0-2	5.43	34	0	0	0	0	3	34.2	27	23	21	23	46	0,109
55	Moore, Matt	L	L	6-3	210	6/18/89	Fort Walton Beach, FL	St. Petersburg, FL	LAA	0-0	7.36	11	0	0	0	0	0	11.0	8	9	9	18	15	10,000
65	Quijada, José	L	L	5-11	215	11/9/95	Caripito, VZ	Caripito, VZ	Inland Empire	1-0	0.00	2	0	0	0	0	0	3.0	49	20	16	38	82	2,046
73	Rodriguez, Chris	R	R	6-2	185	7/20/98	Coral Springs, FL	Miami, FL	LAA	0-5	3.98	42	0	0	0	3	40.2	25	19	18	21	52	1,085	
43	Sandoval, Patrick	R	R	6-5	190	7/13/91	Mission Viejo, CA	Mission Viejo, CA	LAA	7-0	2.28	15	17	0	1	0	0	148.2	139	56	48	60	151	2,149
63	Siseth, Chase	R	R	6-0	215	5/18/00	Farmington, NM	Farmington, NM	Rocket City	1-3	6.59	7	15	0	0	0	0	83.0	52	23	21	27	110	0,040
59	Soriano, José	R	R	6-3	220	10/20/98	Santo Domingo, DR	Boca Chica, DR	Angels (ACL)	0-0	0.00	4	4	0	0	0	0	8.0	4	0	0	2	11	0,000
54	Suarez, José	L	L	5-10	225	1/3/98	Naguanagua, VZ	San Diego, VZ	Inland Empire	0-0	5.40	3	3	0	0	0	0	109.0	103	49	48	33	103	2,084
52	Tepera, Ryan	R	R	6-1	195	10/13/87	Houston, TX	Friendswood, TX	Salt Lake	1-1	8.64	4	3	0	0	0	0	16.2	18	16	16	18	17	7,008
60	Wentz, Andrew	R	R	6-4	240	10/13/95	Erie, PA	Holly Springs, NC	LAA	1-1	2.87	10	0	0	0	0	6	57.1	42	27	23	20	47	1,065
57	Weiss, Zack	R	R	6-3	210	6/16/92	Irvine, CA	Irvine, CA	LAA	2-3	3.22	42	1	0	0	0	0	50.1	37	19	18	21	65	0,044

No.	TWO-WAY (1)	B	R	Ht.	Wt.	Born	Birthplace	Residence	2022 Club(s)	W-L	ERA	G	GS	CG	SHO	SV	IP	H	R	ER	BB	SO	SERVICE	
17	Ohtani, Shohei	L	R	6-4	200	7/5/94	Ōshū, Japan	Ōshū, Japan	LAA	15-9	2.33	28	28	0	0	0	0	166.0	124	45	43	44	219	5,000
										.273	157	586	90	160	30	6	34	95	72	161	11	9		

No.	CATCHERS (3)	B	T	Ht.	Wt.	Born	Birthplace	Residence	2022 Club(s)	AVG	G	AB	R	H	2B	3B	HR	RBI	BB	SO	SB	CS	SERVICE
14	O'Hoppe, Logan	R	R	6-2	215	2/9/00	West Islip, NY	Sayville, NY	Reading Rochester City	.275 .306	75 98	262 98	48 24	72 30	11 3	0	15	45	41	52	6	2	0.008
33	Stassi, Max	R	R	5-10	200	3/15/91	Woodland, CA	Yuba City, CA	AAA AAA	.286 .190	5 33	14 32	1 0	4 12	0	0	9	30	38	112	0	0	6.049
21	Thaiss, Matt	L	R	6-0	215	5/6/95	Jackson, NJ	Jackson, NJ	Inland Empire Salt Lake AAA	.330 .268 .217	77 29 29	284 69	46 8	76 15	1	0	2	10	48	43	24	1	1.038
No.	INFELDERS (9)	B	T	Ht.	Wt.	Born	Birthplace	Residence	2022 Club(s)	AVG	G	AB	R	H	2B	3B	HR	RBI	BB	SO	SB	CS	SERVICE
23	Drury, Brandon	R	R	6-2	230	8/21/92	Grants Pass, OR	Las Vegas, NV	CINCINNATI AAA	.274 .238	92 46	350 168	62 25	96 40	22	0	20	59	29	84	2	1	6.001
22	Fletcher, David	R	R	5-9	185	5/31/94	Orange, CA	Cypress, CA	AAA Salt Lake	.255 .204	61 13	216 49	20 3	55 10	9	0	2	17	7	16	1	0	4.111
6	Rendon, Anthony	R	R	6-1	200	6/6/90	Houston, TX	Houston, TX	AAA Salt Lake	.229 .313	47 24	166 99	15 19	31 5	10	0	5	24	23	35	2	0	9.130
2	Rengifo, Luis	S	R	5-10	195	2/26/97	Naguatagua, VZ	Valencia, VZ	AAA AAA	.264 .281	127 119	489 456	45 69	129 17	22	4	17	52	17	79	6	2	3.043
13	Soto, Livan	L	R	6-0	160	6/22/00	Valencia, VZ	Orlando, FL	Rocket City AAA	.281 .400	18 77	55 287	9	22	5	1	1	9	2	13	1	1	0.019
38	Stefanic, Michael	R	R	5-10	180	2/24/96	Boise, ID	Tempe, AZ	Salt Lake Angels (ACL)	.231 .197	4 25	13 61	2 5	3 12	0	0	0	1	1	1	0	0	0.048
10	Urshele, Gio	R	R	6-0	220	10/11/91	Cartagena, Colombia	Cartagena, Colombia	MINNESOTA Salt Lake	.285 .313	144 5	501 16	61 7	143 5	27	3	13	64	41	96	1	0	5.127
4	Velazquez, Andrew	S	R	5-8	170	7/14/94	Bronx, NY	Bronx, NY	AAA Salt Lake	.196 .125	32 3	322 5	37 3	63 8	0	0	9	28	15	119	17	0	2.126
20	Walsh, Jared	L	L	6-0	210	7/30/93	Milwaukee, WI	Duluth, GA	AAA	.215	118	423	41	91	18	2	15	44	27	138	2	1	3.010
No.	OUTFIELDERS (6)	B	T	Ht.	Wt.	Born	Birthplace	Residence	2022 Club(s)	AVG	G	AB	R	H	2B	3B	HR	RBI	BB	SO	SB	CS	SERVICE
7	Adell, Jo	R	R	6-3	215	4/8/99	Sherby, NC	Prospect, KY	AAA Salt Lake	.224 .259	88 40	268 155	22 35	60 37	12	0	8	27	11	107	4	2	1.162
16	Moniak, Mickey	L	R	6-2	200	5/13/98	Encinitas, CA	Carlsbad, CA	Cleaver Reading	.400 .391	3 5	10 26	1 5	4 1	1	0	1	0	0	3	0	0	1.056
									PHILADELPHIA Lehigh Valley	.130 .277	18 20	43 83	4 9	6 12	1	0	1	6	1	19	0	0	
									AAA Salt Lake	.200 .333	19 2	60 9	12 2	5 3	5	0	5	8	8	25	5	3	
10	Philips, Bret	L	R	6-0	200	5/30/94	Seminole, FL	Liberty Hill, TX	TAMPA BAY BALTIMORE	.147 .118	75 8	184 17	21 2	27 4	4	0	5	14	16	85	7	0	3.150
12	Renfroe, Hunter	R	R	6-1	230	1/28/92	Crystal Springs, MS	Utica, MS	Norfolk	.277	24	65	16	18	1	0	6	17	17	25	0	0	5.165
27	Trout, Mike	R	R	6-2	235	8/7/91	Vineand, NJ	Millville, NJ	MILWAUKEE	.285	125	474	62	121	23	2	29	80	54	139	1	1	11.070
3	Ward, Taylor	R	R	6-1	200	12/14/93	Dayton, OH	Chuluota, FL	AAA	.281	135	495	73	139	22	2	23	65	60	120	5	3	2.164

NON-ROSTER INVITEES

No.	PITCHERS (21)	B	T	Ht.	Wt.	Born	Birthplace	Residence	2022 Club(s)	W-L	ERA	G	GS	CG	SHO	SV	IP	H	R	ER	BB	SO	SO SERVICE	
83	Beckham, Sam	R	R	6-0	225	9/30/99	Indianapolis, IN	Indianapolis, IN	Rocket City	1-1	3.92	12	12	0	0	0	43.2	41	24	19	25	30	0.000	
91	Crook, Cole	R	R	6-1	175	12/30/00	Concord, CA	Concord, CA	Rocket City	0-3	4.88	24	23	0	0	0	128.0	133	71	69	35	138	0.000	
49	Devenski, Chris	R	R	6-3	210	11/13/90	Cerritos, CA	Artesia, CA	Diamondbacks (ACL)	0-0	0.00	0	0	0	0	0	7.1	7	6	2	0	9	6.036	
									ARIZONA	2-1	7.35	6	0	0	0	0	10.2	14	9	9	1	9		
									Lehigh Valley	0-0	1.04	9	0	0	0	0	8.2	4	1	1	3	11		
74	Diaz, Jhonathan	L	L	6-0	170	9/13/96	Valencia, VZ	Valencia, VZ	PHILADELPHIA	0-0	11.25	3	0	0	0	0	4.0	4	5	1	0	3	0.054	
									Salt Lake	3-1	4.98	10	10	0	0	0	47.0	44	28	26	20	46		
84	Efra, Mason	R	R	6-4	215	8/19/97	Bay City, MI	East Lansing, MI	LAA	1-1	2.93	4	3	0	0	0	15.1	13	5	10	11	11	0.000	
56	Holder, Jonathan	R	R	6-2	230	6/9/93	Gulfport, MS	Gulfport, MS	Rocket City	5-6	4.28	16	16	0	0	0	82.0	88	42	39	19	64	4.124	
64	Joyce, Ben	R	R	6-5	225	9/17/00	Knoxville, TN	Knoxville, TN	Rocket City	0-0	0.00	1	1	0	0	0	3.0	1	0	0	1	1	0.000	
79	Kalish, Jake	S	L	6-2	210	7/19/91	Red Bank, NJ	Scottsdale, AZ	Rocket City	1-1	2.89	13	11	0	0	0	18.0	19	24	23	11	70	0.000	
76	Ledo, Luis	R	R	6-4	240	5/28/95	La Romana, DR	La Romana, DR	Rocket City	10-2	2.89	23	23	0	0	0	49.3	37	29	27	17	72	0.000	
									Salt Lake	2-0	0.96	8	0	0	0	0	36.0	26	18	16	17	41	0.000	
86	Mederos, Victor	R	R	6-2	225	6/8/01	Santa Clara, Cuba	Miami, FL	Rocket City	0-1	5.63	6	6	0	0	0	16.0	15	13	10	9	15	0.000	
87	Luke Murphy	R	R	6-5	190	11/5/99	Nashville, TN	Springfield, TN	Tri-City	7-2	2.62	37	0	0	0	0	44.2	25	13	13	26	52	0.000	
99	Reyes, Gerardo	R	R	5-11	195	5/13/93	Ciudad Victoria, MX	Ciudad Victoria, MX	Salt Lake	3-4	3.74	46	0	0	0	0	45.2	33	19	33	33	58	0.078	
77	Romero, Fernando	R	R	6-0	215	12/24/94	San Juan de los Rios, DR	San Juan de los Rios, DR	LAA	0-0	4.50	2	0	0	0	0	2.0	3	1	1	3	0	0.102	
78	Rosenberg, Kenny	R	R	6-1	195	7/9/95	Mill Valley, CA	Santa Clara, CA	LAA	2-5	3.16	14	13	1	0	0	62.2	50	22	22	27	62	0.013	
									Salt Lake	0-0	4.22	3	1	0	0	0	10.2	9	5	5	6	8		
85	Torres, Eric	L	R	6-0	195	9/22/99	Miwaukee, MI	Miwaukee, MI	Angels (ACL)	7-2	1.50	42	3	0	0	0	60.0	8	13	5	23	9	0.000	
67	Valdez, César	R	R	6-2	225	3/17/85	Santo Domingo, DR	Santo Domingo, DR	Rocket City	0-0	3.94	23	23	0	0	0	146.0	138	69	64	23	133	2.042	
72	Vieaux, Cam	L	L	6-3	200	12/5/93	Novi, MI	Novi, MI	LAA	10-5	9.00	1	0	0	0	0	2	0	0	0	0	0	0.000	
62	Walter, Nash	R	R	6-5	210	5/18/97	Tyler, TX	Lindale, TX	Indianapolis	5-1	3.06	35	1	0	0	0	50.0	37	19	17	15	47	0.030	
61	Warren, Austin	R	R	6-0	170	2/5/96	Fayetteville, NC	Fayetteville, NC	Nashville	0-0	10.38	8	0	0	0	0	8.2	15	11	10	5	15	0.007	
71	Webb, Jacob	R	R	6-2	210	8/15/93	Riverside, CA	Riverside, CA	Salt Lake	0-1	6.75	7	0	0	0	0	1.1	1	0	0	0	0	1.007	
90	Yovan, Kenyon	R	R	6-2	220	12/28/97	Beaverton, OR	Beaverton, OR	LAA	0-0	0.00	1	0	0	0	0	0.0	1	0	0	0	1	0.000	
									Salt Lake	2-0	5.63	14	0	0	0	0	16.0	19	10	10	5	9	1.007	
									Renov	0-0	10.13	29	0	0	0	0	34.0	23	9	8	17	30	2.085	
									Gwinnett	0-3	0.04	26	0	0	0	0	5.1	24	10	18	3	31	0.000	
									Angels (ACL)	1-1	2.35	12	0	0	0	0	13.0	7	4	4	5	28	0.000	
									Inland Empire	1-1	2.35	12	0	0	0	0	13.1	7	4	4	5	28	0.000	
No.	CATCHERS (6)	B	T	Ht.	Wt.	Born	Birthplace	Residence	2022 Club(s)	AVG	G	AB	R	H	2B	3B	HR	RBI	BB	SO	SB	CS	SO SERVICE	
96	Emmerson, Myles	R	R	5-11	185	5/15/88	San Diego, CA	Spring Valley, CA	Inland Empire	.238	74	256	31	61	11	0	0	2	37	29	59	6	1	0.000
70	Godoy, José	L	R	5-11	200	10/13/94	Maracaibo, VZ	San Francisco, VZ	MINNESOTA	.000	2	3	0	0	0	0	0	0	2	2	0	0	0.070	
									St. Paul	.197	43	137	13	27	5	0	0	3	14	13	41	0	0.000	
									PITTSBURGH	.059	8	17	1	1	0	0	0	1	0	0	0	0	0.000	
96	Humphreys, Zach	R	R	5-10	195	10/9/97	Dallas, TX	Midlotham, TX	Indianapolis	.333	10	39	13	1	1	0	3	12	1	7	0	0	0.000	
98	Mulrine, Anthony	R	R	6-1	205	3/30/98	Davie, FL	Davie, FL	Rocket City	.248	69	230	43	57	2	0	1	28	51	43	8	3	0.000	
									Rocket City	.160	45	144	19	23	0	0	1	12	19	43	0	0.000		
									Salt Lake	.159	20	63	3	10	2	0	0	4	3	24	1	0	0.000	
97	Quero, Edgar	S	R	5-11	170	4/6/03	Cienfuegos, Cuba	San Pedro de Macoris, DR	Inland Empire	.312	111	313	86	129	35	1	9	75	73	91	12	5	0.000	
35	Wallach, Chad	R	R	6-2	245	11/4/91	Cienfuegos, Cuba	Yorba Linda, CA	Salt Lake	.219	89	419	40	70	16	0	1	17	9	43	36	3	0.000	
									LAA	.143	12	35	3	5	1	0	0	4	4	9	0	0	3.030	

No.	INFELDERS (6)	B	T	Ht.	Wt.	Born	Birthplace	Residence	2022 Club(s)	AVG	G	AB	R	H	2B	3B	HR	RBI	BB	SO	SB	CS	SERVICE	
89	Jackson, Jeremiah	R	R	6-7	165	3/26/00	Antioch, TN	Mobile, AL	Rocket City	.215	87	307	44	66	16	0	14	44	38	77	0	4	0.000	
25	Jones, Taylor	R	R	6-7	235	12/6/93	Kent, WA	Kent, WA	Indy Leans HOUSTON	.100	74	274	57	70	10	0	10	40	5	78	0	0	1.089	
18	Lamb, Jake	L	R	6-3	215	10/9/90	Seattle, WA	Seattle, WA	Sacramento Oklahoma City	.250	1	24	5	6	4	0	0	5	5	8	0	0	7.140	
94	Neto, Zach	R	R	6-0	185	1/31/01	Miami, FL	Miami, FL	SEATTLE Tri-City	.167	16	30	3	5	1	0	1	2	4	3	14	0	0.000	
37	Padlo, Kevin	R	R	6-2	210	7/15/96	Murrieta, CA	Murrieta, CA	Rocket City Tacoma	.320	30	122	22	39	9	0	4	23	8	29	4	2	0.070	
92	Paris, Kyren	L	R	5-9	190	4/17/95	Hilo, HI	Hilo, HI	Sacramento SAN FRANCISCO SEATTLE Indy Leans PITTSBURGH	.275	22	80	16	22	3	1	7	16	5	18	3	2	0.000	
									Angels (ACL) Rocket City	.167	4	12	0	2	0	0	0	0	0	4	0	0		
										.279	29	86	15	24	7	0	1	13	6	31	0	0		
										.100	11	11	0	0	0	0	1	10	0	1	0	0		
										.229	89	328	58	75	18	5	8	32	49	117	28	4	0.000	
										.143	2	7	1	1	0	0	1	2	2	3	0	0		
										.359	14	39	11	14	2	0	3	8	10	14	5	0		
No.	OUTFIELDERS (6)	B	T	Ht.	Wt.	Born	Birthplace	Residence	2022 Club(s)	AVG	G	AB	R	H	2B	3B	HR	RBI	BB	SO	SB	CS	SERVICE	
93	Adams, Jordyn	R	R	6-2	180	10/18/99	Carv, NC	Carv, NC	Tri-City	.228	58	219	31	50	11	3	0	22	21	54	18	3	0.000	
39	Aguilar, Ryan	L	L	6-2	180	9/11/94	Yorba Linda, CA	Yorba Linda, CA	Rocket City	.249	62	209	33	52	7	2	4	4	20	21	70	15	0	0.015
19	Barrera, Luis	L	L	6-0	195	11/15/95	Tamboril, DR	Tamboril, DR	Rocket City LAA	.271	93	291	56	79	13	3	15	50	66	103	11	3	0.079	
75	Cabbage, Trey	L	R	6-3	200	5/3/07	Knoxville, TN	Blaine, TN	Las Vegas	.263	85	312	55	82	16	7	8	45	29	68	9	3	0.000	
95	Christopher, Bryce	R	R	6-3	220	6/18/99	Greenville, SC	Greenville, SC	OKLAHOMA CITY	.254	32	117	3	18	5	1	10	7	6	17	3	0	0.000	
44	Whitefield, Aaron	R	R	6-4	210	9/2/96	Brisbane, QLD, AUS	Brisbane, QLD, AUS	Rocket City Rocket City Rocket City LAA	.367	119	369	48	71	10	1	19	42	43	166	28	2	0.000	
										.282	79	301	56	78	18	3	9	38	36	196	29	10	0.053	
										.100	5	11	0	0	0	0	0	0	0	5	0	0		



(40-MAN ROSTER; HOW ORIGINALLY ACQUIRED BY ANGELS)

AMATEUR FREE AGENT DRAFT (12)

Player	Draft Year	Round
OF Jo Adell	2017	1st (10th overall)
RHP Griffin Canning	2017	2nd
RHP Davis Daniel	2019	7th
LHP Reid Detmers	2020	1st (10th overall)
INF David Fletcher	2015	6th
RHP Chris Rodriguez	2016	4th
RHP Chase Silseth	2021	11th
C Matt Thaiss	2016	1st (16th overall)
OF Mike Trout	2009	1st (25th overall)
INF Jared Walsh	2015	39th
RHP Andrew Wantz	2018	7th
OF Taylor Ward	2015	1st (26th overall)

SIGNED AS MAJOR LEAGUE FREE AGENT (9)

Player	Previous Organization	Date
LHP Tyler Anderson	Los Angeles Dodgers	Nov. 15, 2022
INF Brandon Drury	San Diego	Dec. 22, 2022
RHP Carlos Estévez	Colorado	Dec. 5, 2022
RHP Justin Garza	Cleveland	Dec. 13, 2022
LHP Aaron Loup	New York Mets	Nov. 22, 2021
LHP Matt Moore	Texas	Feb. 16, 2023
OF Brett Phillips	Baltimore	Jan. 9, 2023
INF Anthony Rendon	Washington	Dec. 13, 2019
RHP Ryan Tepera	Chicago White Sox	Mar. 19, 2022

SIGNED AS NON-DRAFTED/MINOR LEAGUE /INTERNATIONAL FREE AGENT (8)

Player	Previous Organization	Date
RHP Jaime Barria	None	April 11, 2013
RHP Jimmy Herget	Texas	Aug. 16, 2021
LHP Kolton Ingram	Detroit	March 22, 2021
RHP/DH Shohei Ohtani	Nippon-Ham (Japan)	Dec. 9, 2017
INF Livan Soto	Atlanta	Dec. 16, 2017
INF Michael Stefanic	None	July 19, 2018
LHP José Suarez	None	July 3, 2014
RHP Zack Weiss	Seattle	Nov. 28, 2021

ACQUIRED VIA TRADE (9)

Player	From	Date	For
LHP Tucker Davidson	Atlanta	Aug. 8, 2022	RHP Rasiel Iglesias
RHP José Marte	San Francisco	July 30, 2021	LHP Tony Watson
OF Mickey Moniak	Philadelphia	Aug. 2, 2022	RHP Noah Syndergaard
C Logan O'Hoppe	Philadelphia	Aug. 2, 2022	OF Brandon Marsh
OF Hunter Renfroe	Milwaukee	Nov. 23, 2022	RHP Jason Junk, RHP Elvis Peguero & LHP Adam Seminaris
INF Luis Rengifo	Tampa Bay	March 20, 2018	INF C.J. Cron (Feb. 17, 2018)
LHP Patrick Sandoval	Houston	July 26, 2018	C Martín Maldonado & international pool space
C Max Stassi	Houston	July 31, 2019	OF Rainier Rivas & OF Raider Uceta
INF Gio Urshela	Minnesota	Nov. 18, 2022	RHP Alejandro Hidalgo

CLAIMED OFF WAIVERS (3)

Player	Previous Organization	Date
LHP José Quijada	Miami	Feb. 10, 2020
RHP José Soriano (Returned as Rule 5 pick)	Pittsburgh	Nov. 14, 2021
INF Andrew Velazquez	New York Yankees	Nov. 5, 2021

2023 ROSTER

NUMERICAL ROSTER/PRONUNCIATIONS

PLAYERS REPORTING TO SPRING TRAINING (79)

2	RENGIFO, LUIS	INF	57	WEISS, ZACK	RHP
3	WARD, TAYLOR	OF	58	DANIEL, DAVIS	RHP
4	VELAZQUEZ, ANDREW	INF	59	SORIANO, JOSE	RHP
6	RENDON, ANTHONY	INF	60	WANTZ, ANDREW	RHP
7	ADELL, JO	OF	61	WARREN, AUSTIN**	RHP
8	PHILLIPS, BRETT	OF	62	WALTERS, NASH**	RHP
10	URSHELA, GIO	INF	63	SILSETH, CHASE	RHP
12	THAISS, MATT	C	64	JOYCE, BEN**	RHP
13	SOTO, LIVAN	INF	65	QUIJADA, JOSÉ	LHP
14	O'HOPPE, LOGAN	C	66	INGRAM, KOLTON	LHP
16	MONIAK, MICKEY	OF	67	VALDEZ, CESAR**	RHP
17	OHTANI, SHOHEI	RHP/DH	68	MARTE, JOSE	RHP
18	LAMB, JAKE**	INF	70	GODOY, JOSÉ**	C
19	BARRERA, LUIS**	OF	71	WEBB, JACOB**	RHP
20	WALSH, JARED	INF/LHP	72	VIEAUX, CAM**	LHP
21	THAISS, MATT	C	73	RODRIGUEZ, CHRIS	RHP
22	FLETCHER, DAVID	INF	74	DIAZ, JHONATHAN**	LHP
23	DRURY, BRANDON	INF	75	CABBAGE, TREY**	OF
25	JONES, TAYLOR**	INF	76	LEDO, LUIS**	RHP
27	TROUT, MIKE	OF	77	ROMERO, FERNANDO**	RHP
28	LOUP, AARON	LHP	78	ROSENBERG, KENNY**	LHP
31	ANDERSON, TYLER	LHP	79	KALISH, JAKE**	LHP
32	DAVIDSON, TUCKER	LHP	83	BACHMAN, SAM**	RHP
33	STASSI, MAX	C	84	ERLA, MASON**	RHP
35	WALLACH, CHAD**	C	85	TORRES, ERIC**	LHP
37	PADLO, KEVIN**	INF	86	MEDEROS, VICTOR**	RHP
38	STEFANIC, MICHAEL	INF	87	MURPHY, LUKE**	RHP
39	AGUILAR, RYAN**	OF	89	JACKSON, JEREMIAH**	INF
40	GARZA, JUSTIN	RHP	90	YOVAN, KENYON**	RHP
43	SANDOVAL, PATRICK	LHP	91	CROW, COLEMAN**	RHP
44	WHITEFIELD, AARON**	OF	92	PARIS, KYREN**	INF
46	HERGET, JIMMY	RHP	93	ADAMS, JORDYN**	OF
47	CANNING, GRIFFIN	RHP	94	NETO, ZACH**	INF
48	DETMERS, REID	LHP	95	BRYCE, TEODOSIO**	OF
49	DEVENSKI, CHRIS**	RHP	96	EMMERSON, MYLES**	C
51	BARRIA, JAIME	RHP	97	QUERO, EDGAR**	C
52	TEPERA, RYAN	RHP	98	MULRINE, ANTHONY**	C
53	ESTÉVEZ, CARLOS	RHP	99	REYES, GERARDO**	RHP
54	SUAREZ, JOSÉ	LHP			
55	MOORE, MATT	LHP			
56	HOLDER, JONATHAN**	RHP			

** Non-Roster Invitees (38)

PRONUNCIATIONS

Jo ADELL (uh-DEL)
 Sam BACHMAN (BOCK-man)
 JAIME (HI-may) BARRIA (bar-EE-uh)
 Chris DEVENSKI (deh-VEHN-skee)
 Carlos ESTÉVEZ (es-TEH-vehz)
 José GODOY (goh-DOY)
 Jimmy HERGET (HER-get)
 Bill HEZEL (HE-zull)
 Jake KALISH (KAY-ish)
 Luis LEDO (LEH-doh)
 Aaron LOUP (loop)
 Mickey MONIAK (MOH-nee-ak)
 Anthony MULRINE (MULL-rhine)

Zach NETO (NET-oh)
 Logan O'HOPPE (oh-HOP-ee)
 SHOHEI (show-HEY) OHTANI (oh-TAWN-ee)
 Edgar QUERO (CARE-oh)
 José QUIJADA (kee-HAH-dah)
 Anthony RENDON (ren-DOHN)
 Luis RENGIFO (ren-HE-foe)
 GERARDO (heh-RAHR-doh) Reyes
 Max STASSI (STASS-ee)
 Michael STEFANIC (stef-AH-nic)
 José SUAREZ (SWAR-ez)
 Bryce TEODOSIO (tee-oh-DOH-see-oh)
 Matt THAISS (rhymes with 'ice')

Marcus THAMES (TIMMS)
 Gio URSHELA (ur-SHELL-uh)
 Cam VIEAUX (VIEW)
 Chad WALLACH (WAHL-ik)
 Andrew WANTZ (rhymes with 'pants')
 Zack WEISS (rhymes with 'ice')

IN-SEASON BIRTHDAYS (40-MAN & MANAGER/COACHES)

February

2nd - Logan O'Hoppe
24th - Michael Stefanic
26th - Luis Rengifo

March

6th - Marcus Thames
15th - Max Stassi
18th - Chase Silseth
20th - Justin Garza
25th - Tucker Davidson

April

8th - Jo Adell

May

6th - Matt Thaiss
11th - Griffin Canning & Manny Del Campo
13th - Mickey Moniak
22nd - Jason Brown
25th - Bill Haselman
30th - Brett Phillips
31st - David Fletcher

June

6th - Anthony Rendon
11th - Davis Daniel
14th - Jose Marte
16th - Zack Weiss
18th - Matt Moore
22nd - Livan Soto

July

5th - Shohei Ohtani
8th - Reid Detmers
14th - Andrew Velazquez
18th - Jaime Barria
20th - Chris Rodriguez
30th - Jared Walsh

August

7th - Mike Trout
8th - Ray Montgomery
9th - Drew Butera
21st - Brandon Drury
28th - Tim Lincecum

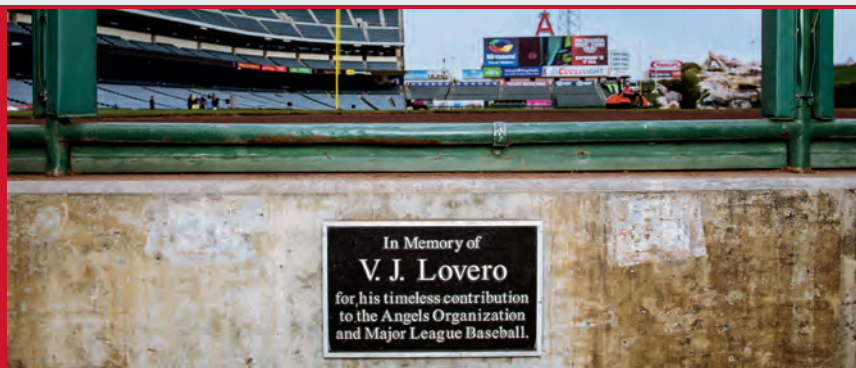
September

9th - Jimmy Herget

October

6th - Benji Gil
7th - Bill Hezel
11th - Gio Urshela
13th - Andrew Wantz
18th - Patrick Sandoval
20th - Jose Soriano
21st - Kolton Ingram
31st - Damon Mashore

V.J. LOVERO PHOTO WELL



V.J. Lovero, considered by many as one of the top sports photographers in the country, passed away much too soon on January 12, 2004 after a four-year battle with cancer. Despite his circumstances, he remained optimistic about life, and continued to focus on his photography, family and friends. For years, we were privileged to view the beauty of baseball through the eyes of his lens. His photographs captured the essence, emotion, artistry and even humor of our great game.

His career included covering the two Anaheim sports franchises in addition to serving Sports Illustrated as one of its premier photographers. After joining SI in 1985, his work graced the cover of the magazine an amazing 39 times. V.J. also covered numerous World Series, Stanley Cup Finals, Super Bowls, championship fights and Olympic Games.

V.J. left something behind for all who knew him. His life reminds us there are countless moments in our lives to be treasured. We are fortunate that many of his professional "moments" were preserved with a photograph.



PLAYER DEVELOPMENT





MINOR LEAGUE STAFF

DIRECTOR, PLAYER DEVELOPMENT	Joey Prebyski
ASSISTANT DIRECTOR, PLAYER DEVELOPMENT	Tony Ferreira
ASSISTANT, PLAYER DEVELOPMENT	Luis Barranco
FIELD COORDINATOR	Joe Kruzel
ASSISTANT FIELD COORDINATOR	Jayson Nix
ARIZONA FIELD COORDINATOR	Erick Salcedo
PLAYER DEVELOPMENT STAFF COACH	Mike Gallego
PLAYER DEVELOPMENT STAFF COACH	Paul Sorrento
PITCHING COORDINATOR	Buddy Carlyle
PITCHING PERFORMANCE COORDINATOR	Dylan Axelrod
PITCHING CONSULTANT	Chris Carpenter
SPECIAL ASSISTANT, PLAYER DEVELOPMENT	Eddie Guardado
HITTING COORDINATOR	Tony Jaramillo
ASSISTANT HITTING COORDINATOR	Jobel Jimenez
CATCHING COORDINATOR	Jerry Narron
INFIELD COORDINATOR	Hainley Statia
OUTFIELD & BASERUNNING COORDINATOR	Ben Francisco
STRENGTH & CONDITIONING COORDINATOR	Dylan Cintula
ASSISTANT STRENGTH & CONDITIONING COORDINATOR	Adam Smith
MEDICAL COORDINATOR	Matt Morrell
REHAB COORDINATOR	Joseph Skryzpek
COORDINATOR OF MINOR LEAGUE MEDICAL ADMINISTRATION	Geoff Hostetter
REHAB COACH	Kernan Ronan
MINOR LEAGUE PHYSICAL THERAPIST	Keith Kocher
MINOR LEAGUE DIETICIAN	Cliff McArthur
ASSISTANT, MINOR LEAGUE DIETICIAN	Miguel Quiroz
VIDEO COORDINATOR	Alexandria Woodly
COORDINATOR, LATIN AMERICAN OPERATIONS	Michael Noboa
COORDINATOR, DOMINICAN REPUBLIC ACADEMY ADMINISTRATION	Fausto Betances
ASSISTANT, DOMINICAN REPUBLIC ACADEMY ADMINISTRATION	Pietro Oliva
ADMINISTRATOR, DOMINICAN REPUBLIC SCOUTING	Grace Mercedes
MANAGER, MINOR LEAGUE EQUIPMENT	Louie Raya
ARIZONA EQUIPMENT MANAGER	Antonio Gutierrez
ARIZONA EQUIPMENT MANAGER	Jared Phillips

MINOR LEAGUE AFFILIATES

SALT LAKE BEES

CLASS AAA — WEST

SMITH'S BALLPARK
77 West 1300 South
Salt Lake City, UT 84115
(801) 350-6900
(801) 485-6818 FAX
www.slbees.com



Owner	Gail Miller
President/General Manager	Marc Amicone
Sr. Vice President of Communications	Frank Zang
Director of Broadcasting	Steve Klauke
Communications Manager	Kraig Williams
Manager	Keith Johnson
Pitching Coach	Derrin Ebert
Hitting Coach	Joel Chimelis
Coach	Jack Santora
Athletic Trainer	Jonathan Fierro
Strength and Conditioning Coach	Henry Aleck
Game Planning Strategist	Andrew Hansford
Video Assistant	Brooklyn Tanner
Clubhouse Manager	Cole Filosa



PLAYER DEVELOPMENT

ROCKET CITY TRASH PANDAS

CLASS AA — SOUTH

TOYOTA FIELD
500 Trash Panda Way
Madison, AL 35758
(256) 325-1403
www.trashpandasbaseball.com



Executive Vice President and General Manager	Garrett Fahrman
Executive Vice President	Lindsey Knupp
Director of Broadcasting & Baseball Information	Josh Caray
Manager	Andrew Schatzley
Pitching Coach	Michael Wuertz
Hitting Coach	Sean Kazmar
Coach	Dann Bilardello
Athletic Trainer	T.D. Swinford
Strength and Conditioning Coach	David Robertson
Game Planning Strategist	Alex Pimentel
Video Assistant	Isom Ford
Clubhouse Manager	Bubba Hearn

TRI-CITY DUST DEVILS

HIGH A — WEST

GESA STADIUM
6200 Burden Blvd.
Pasco, WA 99301
(509) 544-8789
www.dustdevilsbaseball.com



President	Brent Miles
Vice President and General Manager	Derrel Ebert
Director of Broadcasting & Baseball Information	Doug Taylor
Manager	Jack Howell
Pitching Coach	Doug Henry
Hitting Coach	Ryan Sebra
Coach	Trevor Nyp
Athletic Trainer	Dylan Culwell
Strength and Conditioning Coach	Luis Cervantes
Game Planning Strategist	Fabio Fermin
Video Assistant	Johnathon Day
Clubhouse Manager	Joseph Rossman
Assistant Clubhouse Manager	Grayson Kukuk

INLAND EMPIRE 66ERS

LOW-A — WEST

SAN MANUEL STADIUM
280 South E. Street
San Bernardino, CA 92401
(909) 888-9922
(909) 888-5251 FAX
www.66ers.com



Co-Owner	Dave Elmore
Co-Owner	Donna Tuttle
General Manager	Joe Hudson
Director of Broadcasting	Steve Wendt
Manager	Dave Stapleton
Pitching Coach	Elmer Dessens
Hitting Coach	Willie Romero
Coach	Brian Rupp
Coach	Steve Hernandez
Athletic Trainer	Masa Koyanagi
Strength and Conditioning Coach	Jimmy Sanchez
Game Planning Strategist	Gabriel Kaufman
Video Assistant	Tyler Veldboom
Clubhouse Manager	Gunnar Crile
Assistant Clubhouse Manager	Sergio Moncada

PLAYER DEVELOPMENT



ACL ANGELS

ROOKIE — ARIZONA COMPLEX LEAGUE

MINOR LEAGUE COMPLEX
2225 West Westcourt Way
Tempe, AZ 85282
(480) 858-7555
(480) 858-7550 FAX



Manager	Ever Magallanes
Pitching Coaches	Bo Martino & Gil Heredia
Hitting Coaches	Raywilly Gomez
Coach	Derek Florko
Athletic Trainer	Koki Ikeda
Strength and Conditioning Coach	Doug Jarrow
Game Planning Strategist	Evan Roberts
Video Assistant	Max Mayfair

SAN PEDRO DE MACORIS ANGELS

ROOKIE — DOMINICAN SUMMER LEAGUE

ANGELS DOMINICAN COMPLEX
El Peñon, San Pedro de Macoris, DR
(809) 591-1785



Manager	Hector De La Cruz
Pitching Coaches	Jose Marte & Enrique Gonzalez
Hitting Coaches	Anel De Los Santos
Catching Coach	Danilo Sanchez
Outfield Coach	Juan Zapata
Coach	Berbaní Martínez
Athletic Trainer	Rafael Abreu
Strength and Conditioning Coaches	Edinson Oviedo & Chris Rodriguez
Clubhouse Manager	Martin Balbuena
Assistant Clubhouse Manager	Ysrael Rojas

PLAYER DEVELOPMENT



PLAYER DEVELOPMENT

MINOR LEAGUE MANAGERS



HECTOR DE LA CRUZ

DSL ANGELS

Hector De La Cruz begins his eighth season in the Angels organization and seventh as manager of DSL Angels...Across six seasons (2016-19, 21-22), DSL Angels have combined to post a 185-208 (.471) record...During the 2022 campaign, the Halos went 35-25 (.583) finishing 2nd in the South division and posting an above .500 record for two consecutive seasons (2021 and 2022)...In 2021 the Halos finished 4th in the South Division with a 32-26 (.552) record...In 2019, the Angels went 23-40 (.365) finishing 8th in the South Division...Finished 21-51 (.292) for 2018...In 2017, Club went 35-35 for a fourth place finish in the South division...Led the Angels to 39-31 record in 2016 in first year as skipper, marking first winning season for DSL Angels since 2013...The .557 win percentage in 2016 was highest for any Angels affiliate club...Coached in Dominican Winter League with Gigantes del Cibao (2012) and Estrellas Orientales (2013-14)...Spent 13 seasons coaching in Arizona Diamondbacks system, including seven years as a manager...Prior to 2016, last managed with Arizona Summer League D-backs in 2012...Spent two seasons (2010-11) at the helm of Rookie-level Missoula in Pioneer League and two years (2008-09) managing Double-A Mobile...In 2007, led Adv-A Visalia to California League North Division Championship and swept Modesto in first round of playoffs before losing to San Jose in Championship Series...Won Pioneer League Championship in 2006 as manager at Missoula...Served as hitting coach with Single-A South Bend from 2003-04...Was hitting coach with Missoula in 2002...Began coaching career for DSL D-backs in 2000...Played seven seasons in Toronto Blue Jays system from 1984-90...Played in five games during 1991 season with Yomiuri Giants in Japanese Central League...Ended playing career in Mexican League in 1999.

DE LA CRUZ'S MANAGERIAL RECORD

Year	Club	League	Won	Lost	Pct.	Finish
2006	Missoula	Pioneer	42	34	.553	2nd
2007	Visalia	California	77	63	.550	1st*
2008	Mobile	Southern	58	79	.423	5th
2009	Mobile	Southern	66	74	.471	3rd
2010	Missoula	Pioneer	28	47	.373	4th
2011	Missoula	Pioneer	41	35	.539	3rd*
2012	Diamondbacks (DSL)	Dominican Summer	27	29	.482	4th
2016	Angels (DSL)	Dominican Summer	39	31	.557	3rd
2017	Angels (DSL)	Dominican Summer	35	35	.500	4th
2018	Angels (DSL)	Dominican Summer	21	51	.292	8th
2019	Angels (DSL)	Dominican Summer	23	40	.365	8th
2021	Angels (DSL)	Dominican Summer	32	26	.552	4th
2022	Angels (DSL)	Dominican Summer	35	25	.583	2nd
TOTALS (13 seasons)			524	569	.479	

*Reached playoffs



PLAYER DEVELOPMENT MINOR LEAGUE MANAGERS

2023
2023
2023



JACK HOWELL

HIGH-A TRI-CITY

Former Angels infielder Jack Howell returns for his eighth season in the Halos organization and second as manager of Tri-City...In his first year as the manager for Tri-City, the Dust Devils went 29-37 (.439), finishing 5th in the Northwest League...Previously, he managed Low-A Inland Empire for one season, posting a .56-61 (.479) record...He has also managed at Single-A Burlington for two years (2018-19)...In his second season as manager of Burlington, saw Club go 66-74 (.471) and was voted the Angels Minor League Manager of the Year... Was the organization's field coordinator in 2016 and 2017, after spending the previous four years (2012-15) as field coordinator for the Seattle Mariners...In 2011, held title of minor league hitting coordinator in the Florida Marlins system...Worked in Arizona Diamondbacks organization for nine seasons (2002-10) including two seasons as the Major League hitting coach (2009-10)... Served as the Diamondbacks Minor League field coordinator from 2005-08 after a season as the Minor League hitting coordinator in 2004...Was hitting coach at Triple-A Tucson in 2003...Managed Adv-Rookie Missoula in Pioneer League in 2002, leading the Osprey to a 35-41 record...Had an 11-year Major League playing career with Angels (1985-91, '96-97), Padres (1991) and Astros (1998-99)...Hit .239 (632/2639) with 108 home runs and 337 RBI in 941 career MLB games...Played four seasons in Japan with Yakult (1992-94) and Yomiuri (1995) and hit 100 home runs, including a league-leading 38 homers in 1992 for the Swallows...Was named the Nippon Professional Baseball Central League MVP in 1992, becoming one of four American-born players to win the award...In 1993 helped lead Yakult to Japan Series championship...Originally signed by the Angels in 1983 as a non-drafted free agent out of the University of Arizona where he played one season, following two years at Pima Community College (Tucson)...Howell is a member of the University of Arizona Sports Ring of Honor...His father Jack Sr., played basketball at the University of Arizona from 1948-52 and helped lead the Wildcats to three postseason appearances...His mother, Melba, is in the Pima County (AZ) Sports Hall of Fame as a bowler.

HOWELL'S MANAGERIAL RECORD

Year	Club	League	Won	Lost	Pct.	Finish
2002	Missoula	Pioneer	35	41	.461	T6th
2018	Burlington	Midwest	50	84	.373	8th
2019	Burlington	Midwest	66	74	.471	6th
2021	Inland Empire	Low-A West	56	61	.479	5th
2022	Tri-City	Northwest	29	37	.439	5th
TOTALS (5 seasons)			236	297	.443	



PLAYER DEVELOPMENT

PLAYER DEVELOPMENT

MINOR LEAGUE MANAGERS



KEITH JOHNSON

TRIPLE-A SALT LAKE

Keith Johnson returns to the Angels organization as the manager at Triple-A Salt Lake and 16th season with the club...Across parts of 11 seasons as a Minor League manager, owns a 701-748 (.484) record...Third stint as manager at Triple-A Salt Lake (previously managed 2011-2014 and 2016-2018)...In 2018 the Bees posted a 71-68 record (.511) finishing second in their division...In 2017, managed the Bees to their first winning season (72-70) since 2013...Club finished one game behind El Paso for the Pacific Southern division title...Began 2015 season as infield instructor before joining Angels Major League staff following the All-Star Break as player information coach...Prior to his first stint with Salt Lake, spent two seasons as manager at Rancho Cucamonga...In 2014, the Bees finished with a 60-86 record...Compiled a 78-66 record in 2013 at the helm of Salt Lake, leading the club to its 17th winning season and a trip to the Pacific Coast League Finals...The 78 wins were the most victories by a Bees club since 2008 (84-60)...Johnson was named the 2013 Pacific Coast League 'Manager of the Year' by his league peers and by Baseball America...Before taking over as manager of Salt Lake, led Rancho Cucamonga Quakes to Cal League Championship Series where they lost in the fifth game of a five game series to the San Jose Giants...Posted a 139-141 record in two seasons at Rancho Cucamonga...Spent 2008 season at Single-A Cedar Rapids, where he led the Kernels, who reached playoffs as wild card winner in second half, to a 72-66 overall mark and a sweep in the Western Division Semifinals (team lost in Division Finals series)...He spent the previous two seasons (2006-07) as hitting coach at Double-A Arkansas...In 2006, Travelers led all Double-A baseball with 158 home runs...Took over as Arkansas' interim manager for final 32 games of 2006 season (after Ty Boykin took leave of absence)...Travelers posted 11-21 record under Johnson during final month of season...Spent 2005 as batting coach for Pioneer League champion Orem Owlz...Was hitting coach for Mesa Angels in rookie Arizona League in 2004...Played professionally for 11 seasons as infielder with Los Angeles Dodgers (1993-98, 2001), Arizona Diamondbacks (1999) and Angels (2000, 2002-03)...Batted .262 with 125 home runs and 640 RBI in 1,340 minor league games...Appeared for the Angels in six games in 2000, batting .500 (2/4) with two runs scored...Made Major League debut, Apr. 17, 2000 versus Toronto as pinch-runner and defensive replacement...Was originally drafted by Los Angeles Dodgers in fourth round of 1992 free agent draft and signed June 4, 1992...Retired as player after 2003 season...Attended University of Pacific in Stockton, CA, where he majored in Sports Medicine and played three seasons (1990-92) for the UOP baseball team...Prepped at Hanford (CA) High where he played baseball (infielder), basketball (guard) and football (quarterback) and graduated in 1992.

JOHNSON'S MANAGERIAL RECORD

Year	Club	League	Won	Lost	Pct.	Finish
2006	Arkansas	Texas	11	21	.344	3rd^
2008	Cedar Rapids	Midwest	72	66	.522	5th/2nd*
2009	Cucamonga	California	61	79	.436	4th/T3rd
2010	Cucamonga	California	78	62	.436	2nd/1st
2011	Salt Lake	Pacific Coast	62	82	.431	4th
2012	Salt Lake	Pacific Coast	73	71	.507	3rd
2013	Salt Lake	Pacific Coast	78	66	.542	1st*
2014	Salt Lake	Pacific Coast	60	84	.417	4th
2016	Salt Lake	Pacific Coast	63	79	.444	4th
2017	Salt Lake	Pacific Coast	72	70	.507	2nd
2018	Salt Lake	Pacific Coast	71	68	.511	2nd
TOTALS (11 seasons)			701	748	.484	

*Reached playoffs

^Interim Manager

PLAYER DEVELOPMENT

PLAYER DEVELOPMENT MINOR LEAGUE MANAGERS



EVER MAGALLANES

ACL ANGELS

Ever Magallanes begins his second season in the Angels organization as the manager with ACL Angels...During his first year at the helm, he led the Angels with a 33-21 record (.611) finishing 3rd in the East...Previously managed AZL Angels in 2006, Cedar Rapids Kernels in 2007 and Rancho Cucamonga Quakes in 2008, (which he led the team within one game of the California League playoffs)...He has also managed in White Sox organization for Double-A Birmingham (2009-10) and AZL White Sox (2016, 2019)...As a player, reached Majors with Cleveland as a shortstop in 1991...Played in farm systems for

Cleveland, Chicago (A.L.), Texas and Arizona...Also played parts of 11 seasons in Mexican League...He was inducted into the Caribbean Baseball Hall of Fame in 2013.

MAGALLANES' MANAGERIAL RECORD

Year	Club	League	Won	Lost	Pct.	Finish
2006	AZL Angels	Arizona	34	21	.618	3rd
2007	Cedar Rapids	Midwest	78	61	.561	T3rd
2008	Rancho Cucamonga	California	67	74	.475	4th
2009	Birmingham	Southern	92	47	.662	1st
2010	Birmingham	Southern	53	87	.379	10th
2016	AZL White Sox	Arizona	21	35	.375	5th
2019	AZL White Sox	Arizona	22	34	.393	5th
2022	ACL Angels	East	33	21	.611	3rd
TOTALS (8 seasons)			367	359	.506	



ANDY SCHATZLEY

DOUBLE-A ROCKET CITY

Andy Schatzley begins his third season as a Minor League manager in the Angels organization and second year at the helm for Rocket City...In his first year as the manager for the Trash Pandas the team won the North Division with a 40-29 record (.580), finishing the year with the best record in the Southern League and clinching a playoff berth for the first time in franchise history...He made his managerial debut in 2021 with the High-A Tri-City Dust Devils with a 43-68 record...He spent eight years (2012-19) as the Associate Head Baseball Coach, Recruiting Coordinator, and Offensive & Defensive

Instructor at Harding University...Previously served as an assistant coach and graduate assistant with Emporia State University and Lubbock Christian University, while also coaching in two collegiate summer leagues...Holds a Bachelor's Degree in History and a Master's Degree in Organizational Leadership...He played collegiately at Pratt Community College (2004-06) in Pratt, Kansas, and at Lyon College (2006-08) in Batesville, Ark.

SCHATZLEY'S MANAGERIAL RECORD

Year	Club	League	Won	Lost	Pct.	Finish
2021	Tri-City	High-A West	43	68	.387	6th
2022	Rocket City	Southern	40	29	.580	1st
TOTALS (2 seasons)			83	97	.461	

MARA FORCEY AWARD

The Mara Forcey Award recognizes a member of the minor league staff for their outstanding dedication to the organization.

The award is named after an Angels staff member who lost her battle with cancer in 1993. Forcey was a model employee and friend to all.

2022 Mara Forcey Award Winner: Dylan Cintula

PLAYER DEVELOPMENT

MINOR LEAGUE MANAGERS / STAFF



DAVE STAPLETON

Dave Stapleton enters his 10th season in Angels organization and second as manager at Inland Empire...Led the 66ers to a 38-28 record (.576), won the South Division second-half championship and finished second place overall in the South Division of the California League, making the playoffs...In 2021, managed the ACL Angels in which the team ended with a 29-28 record (.509) finishing fourth in the division...2019 AZL Angels finished the season with a 19-37 record...In first campaign at helm of the AZL Angels, Club won 30 games and finished second in the East Division in 2017...Managed Orem in Pioneer League in 2014, 2015, 2016 and 2018...In 2016, led Orem to Pioneer League Championship with sweep of Billings in Championship Series... In 2015, led Owlz to a 24-14 first-half record, winning the first-half title but fell in the Pioneer League South division playoff series...Guided Owlz to a 42-33 record and a playoff berth in 2014, where Owlz were defeated by Billings in the Championship Series...Previously coached his alma mater Grand Canyon University for 17 seasons, including more than 10 years as head coach with a 256-290 (.469) record with the Antelopes... The GCU softball stadium, Stapleton-Pierson Stadium, is partially named after him...Spent six seasons in the Milwaukee Brewers organization as a left-handed relief pitcher from 1984-89...Pitched 10 Major League games for Milwaukee (1987-88), finishing with a 2-0 record and 3.81 (28.1 IP - 12 ER) career ERA...In 1987, across Double-A, Triple-A and the Majors, went 13-3 with a 3.68 ERA.

STAPLETON'S MANAGERIAL RECORD

Year	Club	League	Won	Lost	Pct.	Finish
2014	Orem	Pioneer	42	33	.560	2nd*
2015	Orem	Pioneer	41	35	.539	2nd*
2016	Orem	Pioneer	38	38	.500	#T2nd*
2017	AZL Angels	Arizona	30	26	.536	2nd
2018	Orem	Pioneer	22	54	.289	4th
2019	AZL Angels	Arizona	19	37	.339	8th
2021	ACL Angels	Arizona	29	28	.509	4th
2022	Inland Empire	California	38	28	.576	1st
TOTALS (8 Seasons)			221	251	.468	

#Won League Championship

*Reached playoffs



DYLAN AXELROD

PITCHING PERFORMANCE COORDINATOR

Dylan Axelrod starts his fourth year with the Angels organization...The former pitcher with the White Sox (2011-13) and Reds (2014-15) was drafted 30th round in 2007 by the Padres...Pitched for Team Israel in the World Baseball Classic in 2017...Played two years for UC Irvine, where he returned in 2019 to serve as their strength and conditioning coach...Co-founded 3D Elite Performance in 2019...From 2017-19, he was the director of baseball operations and performance specialist for P3 Performance.



BUDDY CARLYLE

PITCHING COORDINATOR

Ten-year Major League veteran, Buddy Carlyle enters his seventh season in the Angels organization and fourth as pitching coordinator after two years as assistant pitching coordinator...Was Double-A Mobile's pitching coach during the 2017 campaign...During the season, worked with future Angels Jaime Barria...In 2016, made coaching debut after being hired by the Atlanta Braves as an assistant coach and manager of replay review protocol...Retired from baseball prior to the 2016 season...Appeared in 150 career games with the Padres, Dodgers, Braves, Yankees and Mets going 13-13 with 5.14 ERA...Also

saw action across four different seasons in Japan (2001, 2002 and 2010) and Korea (2006)...Originally drafted by the Cincinnati Reds in the second round of the 1996 draft.

PLAYER DEVELOPMENT

PLAYER DEVELOPMENT MINOR LEAGUE STAFF



CHRIS CARPENTER

PITCHING CONSULTANT

Chris Carpenter returns for his second year as the pitching consultant...Prior to joining the Angels, he was a Special Assistant to the GM for St. Louis...He played 15 seasons with Toronto (1997-2002) and St. Louis (2004-2012)...Two-time World Series champion (2006, 2011) and was selected to the All-Star Game three times (2005, 2006, 2010)...NL Comeback Player of the Year (2009), NL ERA leader (2009), NL Cy Young Award winner (2005)...Following his 15-5 (.750) season in 2004, he was awarded the Player's Choice Award, The Sporting News Comeback Player of the Year and St. Louis BBWAA Comeback Player

Award after not playing in the Majors in 2003 season from shoulder surgery...Has 144 career wins, 95 with St. Louis, ranking tied for 19th among all-time Cardinals...ranks 4th in Cardinals franchise history with 1,085 strikeouts (1,697 career total)...His .683 winning percentage ranks 5th all-time among St. Louis pitchers with a minimum of 100 games started...His 10-4 postseason record in 18 career starts top all Cardinals pitchers in postseason action and 10 wins are tied for 9th all-time among MLB pitchers while the 18 postseason starts is tied for 17th most.



BEN FRANCISCO

OUTFIELD/BASERUNNING COORDINATOR

Ben Francisco enters his seventh season in the Angels organization and first as the outfield and baserunning coordinator...Prior to his new role, Francisco spent three years (2020-2022) as a Special Assistant to the General Manager focusing on all scouting elements for the organization, and four years (2016-19) as a pro scout...A Southern California native, Francisco, 39, was drafted by the Indians in the fifth round of the 2002 draft out of the University of California, Berkeley...He made his debut May 1, 2007 and would go on to enjoy a seven-year big league career with the Cleveland, Philadelphia, Toronto,

Houston, Tampa Bay and New York Yankees...Over the course of 563 Major League games, Francisco hit .253 (400/1579) with 50 home runs and 190 RBI, including consecutive 30 doubles/15 home run seasons in 2008 and 2009...The former outfielder would also made three different trips to the postseason, including the 2009 World Series with the Phillies (Yankees would win the series in six games)...Francisco prepped at Servite High School (Anaheim, CA), which sits less than 10 miles from Angel Stadium.



MIKE GALLEGO

PLAYER DEVELOPMENT STAFF COACH

2023 represents Gallego's eighth season with the Angels organization and first as the Minor League player development staff coach...Previously he was the Major League field coordinator (2022) after two seasons (2020-21) as bench coach for the Angels...Served as the Club's third base and infield coach in 2019...From 2016-18, was the Angels Director, Baseball Development...In 2009-15, served as Athletics third base coach, which included three trips to the postseason (2012, 2013 & 2014)...Joined the A's following nine seasons (2000-08) working in the Rockies organization...From 2005-08, served on

the Rockies' Major League staff as third base and infield coach...Began coaching career as Red Sox minor league infield instructor in 1999...Played 13 Major League seasons with A's (1985-91, '95), Yankees (1992-94) and Cardinals (1996-97), compiling a .239 (700/2931) average with 111 doubles, 12 triples, 42 home runs and 282 RBI...Fashioned a .986 career fielding percentage at second base over 2,642 total chances...Played in four career postseasons, including trips to three straight World Series with Oakland (1988-90)...Was a member of 1989 World Series Champion A's...Originally drafted by Oakland in second round of 1981 First Year Player Draft...Played collegiately at University of California, Los Angeles (UCLA) for three years after prepping at St. Paul High School (Santa Fe Springs, CA - 17 miles from Angel Stadium)...He and wife, Caryn, have twin sons, Joe and Nicholas "Niko" and a daughter, Ali, and reside in Scottsdale, AZ... Son, Niko, also played college baseball at UCLA and played in 2010 College World Series Finals against South Carolina...Niko was selected by Diamondbacks in 27th round of 2010 First-Year Player Draft and went on to play five seasons of professional baseball...Uncle of Dodgers catcher Austin Barnes...Full name is Michael Anthony Gallego.

PLAYER DEVELOPMENT

MINOR LEAGUE STAFF



EDDIE GUARDADO

SPECIAL ASSISTANT,
PLAYER DEVELOPMENT

Long time Twins veteran Eddie Guardado joins the Angels Minor League coaching staff as special assistant, player development...Previously, Guardado served as the bullpen coach for the Twins for 4 seasons (2015-18)...Played 17 seasons with Minnesota, Seattle, Cincinnati and Texas, earning the nickname "Everyday Eddie" for pitching in 908 games during that span...Inducted into Twins Hall of Fame in 2013...Named one of "50 Great Twins" in 2019...During his 12 seasons with the Twins (1993-2003, 2008) he went 37-48 with 4.53 ERA (704.2 IP, 355 ER) in 648 career games, the most in club history...Ranks fourth on Twins all-

time list in save (116)...Named to AL All-Star team in 2002 and '03...Ranks 24th in baseball's all-time list in games pitched (908).



TONY JARAMILLO

HITTING COORDINATOR

Tony Jaramillo enters his second year with the Angels as hitting coordinator...Prior to joining the Angels, he was the assistant hitting coach with the Cincinnati Reds for three years (2016-18)...Prior to that, Jaramillo spent eight seasons (2008-2015) as a hitting coach in the Reds minor league system and three years with Detroit as a hitting instructor for the Class A team...As a player, was signed by Texas in 1998 as non-drafted free agent and spent two seasons playing for a Rangers rookie affiliate team before playing four years in independent leagues.



JOE KRUZEL

FIELD COORDINATOR

2023 is Kruzel's second year as field coordinator for the Angels...Previously, Kruzel was the manager for Double-A Springfield in the Cardinals system for two seasons (2019-20)...He was part of the Cardinals Minor League staff for 13 seasons, eight years (2013-2020) as a manager and five years as a hitting coach for Quad Cities (Class-A)...Prior to the Cardinals, he spent two years (2006 and 2007) with Cincinnati as the hitting coach for the Gulf Coast League Reds and the manager at Billings...A veteran collegiate coach, Kruzel has served as the assistant baseball coach at Miami (Ohio) University in 2005 and 15 seasons (1989-2003) at the University of Toledo as the assistant baseball coach and head coach...He was named Mid-American Conference Coach of the Year in 1999...In addition to his coaching career, Kruzel played second base at Toledo from 1985-1988.

Kruzel was elected into the Toledo City Athletic League Hall of Fame in 2018 and the Toledo Central Catholic High School Hall of Fame in April 2020.



JERRY NARRON

CATCHING COORDINATOR

Former Angels catcher Jerry Narron joins the Angels organization as Minor League catching coordinator...Spent two seasons (2021-22) with the White Sox as a Major League instructor and 28 seasons (1994-2028) on the Major League coaching staff...Among the catchers Narron has worked with as a coach include Hall of Famer Iván Rodríguez, Yasmani Grandal, Jason Varitek, Jonathan Lucroy, David Ross and Alex Ávila...his former teammates include Thurman Munson and Bob Boone, and his mentors include Yogi Berra and Elston Howard...Managed five seasons with Texas (2001-02) and Cincinnati (2005-07), as well

as four minor-league seasons in Baltimore organization with Class A Frederick (1989), Class AA Hagerstown (1990-91) and Class AAA Rochester (1992)...Served as a bench coach for 13 seasons with Baltimore (1993), Boston (2003, '20), Cincinnati (2004-05), Milwaukee (2011-15) and Arizona (2017-19)...Spent eight seasons as a third base coach with the Orioles (1994) and Rangers (1995-2001)...Played 8 seasons with the New York Yankees (1979), Seattle (1980-81) and California (1983-86)...His son, Connor, played five minor-league seasons in the Baltimore and Milwaukee organizations (2010-14)...His brother, Johnny, was the Milwaukee Brewers hitting coach from 2012-14...His uncle, Sam, played for the Cardinals (1935, '42-43) and served as a coach with the Pirates (1951-64).

PLAYER DEVELOPMENT

PLAYER DEVELOPMENT MINOR LEAGUE STAFF



ERICK SALCEDO

ARIZONA & LATIN AMERICAN
FIELD COORDINATOR

Salcedo enters his second year as the Arizona and Latin American Field Coordinator, after serving one year (2021) as Coach for Angels ACL team... As a player, he totaled 10 minor league seasons after signing with the Angels in 2010 out of Venezuela...He was traded to Baltimore in 2016, playing three seasons in the Orioles minor league system...Salcedo was signed back by the Angels in 2019 and spent the season playing for Double-A Mobile and Triple-A Salt Lake.



HAINLEY STATIA

INFIELD COORDINATOR

Former Angels farmhand enters his fifth year as the Angels organization's roving infield coordinator...During the 2017 and 2018 seasons, was hitting coach for Milwaukee's Single-A Wisconsin Timber Rattlers...Made coaching debut in 2016 as the hitting coach for the Arizona League Brewers...The Curacao native was initially drafted by the Angels in the 9th round of the 2004 draft and played six seasons in the Halo system, reaching as high as Triple-A Salt Lake in 2010...Named as a Mid-Season All-Star in 2006 with Cedar Rapids and 2007 with Rancho Cucamonga...After becoming a minor league free agent prior to

the 2011 season, signed with the Milwaukee Brewers and played four more minor league seasons before retiring.

ROBERT O. FISHEL AWARD

The Robert O. Fishel Award, named after the longtime baseball executive, goes to the "active, non-uniformed representative of MLB whose ethics, character, dedication, service, professionalism and humanitarianism best represent the standards propounded by Robert O. Fishel." Fishel, an executive with the Cleveland Indians, St. Louis Browns, New York Yankees and A.L. Office, was the inaugural Award winner in 1981. All-time honorees are:

1981 – Robert O. Fishel, American League
 1982 – Robert W. Brown, Baltimore Orioles
 1983 – Larry Shenk, Philadelphia Phillies
1984 – Arthur E. (Red) Patterson, Angels
 1985 – Jim Ferguson, Cincinnati Reds
 1986 – Fred Claire, Los Angeles Dodgers
 1987 – Jim Toomey, St. Louis Cardinals
 1988 – Tom Mee, Minnesota Twins
 1989 – Donald Davidson, Houston Astros
 1990 – Ned Colletti, Chicago Cubs
 1991 – Phyllis K. Merhige, American League
 1992 – Richard Griffin, Montreal Expos
 1993 – John Blake, Texas Rangers
 1994 – Katy Feeny, National League
 1995 – Howard Starkman, Toronto Blue Jays
 1996 – Bill Guilfoile, Baseball Hall of Fame
 1997 – Dick Bresciani, Boston Red Sox
 1998 – Jay Horwitz, New York Mets
 1999 – Bob DiBiase, Cleveland Indians
2000 – Tim Mead, Angels
 2001 – Rob Matwick, Houston Astros

2002 – Mike Swanson, Arizona Diamondbacks
 2003 – Rick Vaughn, Tampa Bay Devil Rays
 2004 – Jeff Idelson, Baseball Hall of Fame
 2005 – Randy Adamack, Seattle Mariners
 2006 – Rob Butcher, Cincinnati Reds
 2007 – Richard Levin, Major League Baseball
 2008 – Scott Reifert, Chicago White Sox
 2009 – Pat Courtney, Major League Baseball
 2010 – Jay Alves, Colorado Rockies
 2011 – Jim Trdinich, Pittsburgh Pirates
 2012 – Staci Slaughter, San Francisco Giants
 2013 – Tim Hevly, Seattle Mariners
 2014 – Jason Zillo, New York Yankees
 2015 – Brian Bartow, St. Louis Cardinals
 2016 – Bart Swain, Cleveland Indians
 2017 – Gene Dias, Houston Astros
 2018 – Josh Rawitch, Arizona Diamondbacks
 2019 – Tyler Barnes, Milwaukee Brewers
 2020 – Dustin Morse, Minnesota Twins
 2021 – Mike Teevan, Major League Baseball
 2022 – Kevin Gregg, Philadelphia Phillies

PLAYER DEVELOPMENT 2022 IN REVIEW

ANGELS ORGANIZATIONAL PLAYERS OF THE YEAR

Minor League Player of the Year Edgar Quero
 Minor League Pitcher of the Year Eric Torres

SALT LAKE BEES (70-80)



FINAL STATS ▶

The Salt Lake Bees, led by manager **Lou Marson**, finished in fourth place in the West Division of the Pacific Coast League.

- RHP **César Valdez** led qualified pitchers with a 3.94 ERA (146.1 IP - 64 ER) and league-best 1.09 WHIP over 146.1 innings, second-most IP among PCL pitchers... Three complete games led all players at the Triple-A level...His 10 wins tied teammate Jake Kalish for the league lead...Ranked second in BAA (.249) and sixth in SO (123).
- INF **Kean Wong** set a franchise record with 41 stolen bases, third-most in the league, while batting .262 (130/497) and ranking eighth in the league in hits, and ninth in walks (61).
- OF **Dillon Thomas** led the team with 77 RBI and paced qualified Bees players with an .843 OPS...Thomas' 17 HR ranked third on the team.

ROCKET CITY TRASH PANDAS (81-57)



FINAL STATS ▶

In just their second season in Madison, AL, the Rocket City Trash Pandas, managed by **Andy Schatzley**, won the North Division championship in both the first and second halves, finishing the year with the best record in the Southern League and clinching a playoff berth for the first time, all while leading the Southern League in attendance.

- LHP **Eric Torres** led all Double-A pitchers with 22 saves in 23 opportunities and a league-best 1.59 ERA (51.0 IP - 9 ER) (min. 50 IP).
- INF **Liván Soto** ranked second in the league with 128 hits...His .281 AVG and .379 OBP ranked third and fourth in the league, respectively...His 71 walks in 2022 ranked seventh and 69 runs tied for ninth-most among his Southern League peers.
- RHP **Coleman Crow** led the Southern League with 128.0 IP and tied for the league lead with nine wins while finishing second with 128 SO.

TRI-CITY DUST DEVILS (58-71)



FINAL STATS ▶

The Tri-City Dust Devils, led by manager **Jack Howell**, finished in sixth place in High-A Northwest, but set a franchise record in season attendance.

- INF **Gabe Matthews** led the Northwest League with 65 walks, and ranked third in RBI (64), third in doubles (26), fifth in XBH (40), sixth in OBP (.356), eighth in HR (14), ninth in OPS (.758), and 10th in total bases (156).
- INF **Osmey Gregorio** tied for the league lead with six triples...113 hits paced the team and ranked fourth in the league...58 runs scored ranked seventh overall and team-best .255 AVG ranked tenth in the league.
- INF **Kyren Paris** led the Dust Devils with 28 SBs, seventh-most in the league...Five triples ranked fourth and .345 OBP ranked ninth in the Northwest League.

INLAND EMPIRE 66ERS (70-62)



FINAL STATS ▶

The Inland Empire 66ers, led by manager **Dave Stapleton**, won the South Division second-half championship and finished in second place overall in the South Division of the California League.

- C **Edgar Quero** led all Low-A players with a .530 SLG and .965 OPS and tied for the lead in doubles (35), while finishing second in AVG (.312), second in OBP (.435), fifth in hits (129), third in XBH (54), fourth in total bases (219), and eighth in RBI (75)...Led 66ers in every offensive category except for triples (5th), walks (3rd), and SB (8th).
- RHP **Connor Van Schoyoc** tied for second among Low-A pitchers with 11 wins and ranked third with 140 SO...Ranked fourth in IP (120.0) and batting average against (.226), fifth in WHIP (1.18), and seventh with a 4.28 ERA (120.0 IP - 57 ER).

PLAYER DEVELOPMENT

2022 IN REVIEW

ACL ANGELS [33-21]



FINAL STATS ▶

The Arizona Complex League Angels were managed by **Ever Magallanes** and finished in third place in the ACL East Division.

- OF **Jorge Ruiz** led the ACL with 68 hits...His .335 AVG was second-best in the league and 36 runs scored ranked fourth...Ruiz's .796 OPS ranked third among teammates with at least 100 PAs.
- RHP **Jorge Marcheco** ranked second in the ACL in WHIP (1.07), third in SO (76), and finished top-five in ERA (3.20), IP (50.2), and BAA (.223).
- INF **Christian Sepulveda** paced the team with six HR and posted a team-best .922 OPS (min. 100 PA) while batting .283 (34/120) on the season.

DSL ANGELS [35-25]



FINAL STATS ▶

The Dominican Summer League Angels were managed by **Hector De La Cruz** and finished in second place in the South Division.

- OF **Luis Torres** led the team with a .345 AVG, .571 SLG, and .977 OPS (min. 100 PA) and eight HR...Led DSL with 20 doubles, 70 hits, and 116 total bases.
- OF **Nelson Rada** slashed .311/.446/.439 (.885 OPS) with 50 runs, tied for third-most in the league...27 SB paced the team and ranked seventh in DSL.
- LHP **Manuel Cazorla** pitched to a 4-1 record and 3.47 ERA (49.1 IP - 19 ER) with 45 SO in 12 starts...Cazorla's .800 winning percentage tied for third-best among qualified DSL pitchers.

ANGELS 2022 ORGANIZATIONAL LEADERS

BATTING*	CLUB(S)	AVG
Luis Torres	DSL	.345
Jorge Ruiz	ACL	.335
Edgar Quero	IE	.312
Nelson Rada	DSL	.311
Dario Laverde	DSL	.298
Livan Soto	RC	.281
Kyle Kasser	TC/SL	.278
Denzer Guzman	ACL/IE	.278
Jose Reyes	TC/ACL	.276
Orlando Martinez	SL/RC/ACL	.275

HOME RUNS	CLUB(S)	HR
Jake Gatewood	SL	22
Jose Rojas	SL	18
Edgar Quero	IE	17
Dillon Thomas	SL	17
Ryan Aguilar	RC	15

RBI	CLUB(S)	RBI
Dillon Thomas	SL	77
Edgar Quero	IE	75
Orlando Martinez	SL/RC/ACL	69
Jake Gatewood	SL	66
David Calabrese	IE	64

STOLEN BASES	CLUB(S)	SB
Kean Wong	SL	41
Jordyn Adams	TC/RC	33
Jeremy Paris	TC/ACL/RC	33
Jeremy Arocho	IE	32
Aaron Whitefield	RC	29

*(min. 2.7 PA/ team game)

INNING PITCHED	CLUB(S)	IP
César Valdez	SL	146.1
Coleman Crow	RC	128.0
Connor Van Scoyoc	IE	120.0
Jose Salvador	IE/TC	118.0
Julio Goff	IE	111.0
Braden Olthoff	TC/RC	108.1
Ky Bush	RC	103.0
Brett Kerry	RC	103.0
Davis Daniel	SL	102.1
Adam Seminaris	TC/RC/SL	101.2

WINS	CLUB(S)	WINS
Connor Van Scoyoc	IE	11
Jake Kalish	SL	10
César Valdez	SL	10
Coleman Crow	RC	9
John Swanda	IE/ACL/TC	8

SAVES	CLUB(S)	SV
Eric Torres	RC	22
Kolton Ingram	RC	10
Ivan Armstrong	RC/ACL/TC	8
Dayan Reinoso	IE	7
Dakota Donovan	TC/ACL	6

STRIKEOUTS	CLUB(S)	SO
Jose Salvador	IE/TC	152
Connor Van Scoyoc	IE	140
Coleman Crow	RC	128
César Valdez	SL	123
Robinson Pina	TC/SL	122



PLAYER DEVELOPMENT AWARD WINNERS

ANGELS INDIVIDUAL HONORS

Ryan Aguilar, OF	Southern League Player of the Week (Aug. 15-21)
Werner Blakely, INF	<i>MiLB.com</i> Organization All-Star
Ky Bush, LHP	<i>MiLB.com</i> Organization All-Star Futures Game Selection
Trey Cabbage, OF	Southern League Player of the Month (April) Southern League Player of the Week (Apr. 25-May 1)
Kelvin Caceres, RHP	California League Pitcher of the Week (May 30-June 5) California League Pitcher of the Week (July 4-10)
David Calabrese, OF	California League Player of the Week (Aug. 29-Sept. 4)
Coleman Crow, RHP	Southern League Pitcher of the Month (June) Southern League Pitcher of the Week (May 16-22, June 6-12 & June 20-26)
Dylan Culwell, Trainer	Northwest League Trainer of the Year
Davis Daniel, RHP	Pacific Coast League Pitcher of the Month (September) Pacific Coast League Pitcher of the Week (Aug. 29-Sept. 4 & Sept. 19-25)
Jhonathan Diaz, LHP	Pacific Coast League Pitcher of the Week (Apr. 25-May 1)
Leonard Garcia, LHP	Arizona Complex League Pitcher of the Week (Aug. 8-14)
Jerry Gonzalez	Arizona Complex League All-Star Team
Jake Kalish, LHP	Pacific Coast League All-Star Team Pacific Coast League Pitcher of the Month (May)
Brett Kerry, RHP	Southern League Pitcher of the Week (Apr. 11-17 & Sept. 12-18)
D'Shawn Knowles, OF	California League Player of the Week (May 16-22)
Jack Kochanowicz, RHP	California League Pitcher of the Week (July 11-17)
David MacKinnon, INF	Pacific Coast League Player of the Month (May) Pacific Coast League Player of the Week (May 16-22)
Landon Marceaux, RHP	Northwest League Pitcher of the Month (July) Northwest League Pitcher of the Week (June 6-12 & July 25-31)
Orlando Martinez, OF	<i>MiLB.com</i> Organization All-Star Southern League Player of the Week (June 13-19) Pacific Coast League Player of the Week (Aug. 8-14)
Nick Mondak, LHP	Northwest League Pitcher of the Week (Aug. 1-7)
Logan O'Hoppe, C	Southern League Player of the Month (September)
Braden Olthoff, RHP	Northwest League Pitcher of the Month (April)
Kyren Paris, INF	Northwest League Player of the Week (Aug. 8-14)
Robinson Pina, RHP	Northwest League Pitcher of the Week (June 20-26)
Adrian Placencia, INF	<i>MiLB.com</i> Organization All-Star
Edgar Quero, C	California League Most Valuable Player California League All-Star Team <i>MiLB.com</i> Organization All-Star California League Player of the Week (May 30-June 5)
Santiago Quintero, LHP	Dominican Summer League Pitcher of the Week (Aug. 15-21)

PLAYER DEVELOPMENT AWARD WINNERS

Nelson Rada	MiLB.com Organization All-Star
Jose Rojas, INF	Pacific Coast League Player of the Week (July 11-17)
Andy Schatzley, Manager	Southern League Manager of the Year
Casey Schumacher, Clubhouse Manager	Northwest League Visiting Clubhouse Manager of the Year
Chase Silseth, RHP	MiLB.com Organization All-Star Southern League Pitcher of the Month (April) Southern League Pitcher of the Week (Apr. 18-24 & Aug. 29-Sept. 4)
Livan Soto, INF	Southern League Player of the Week (July 4-10)
Michael Stefanic, INF	MiLB.com Organization All-Star Pacific Coast League Player of the Week (Sept. 5-11)
Dillon Thomas, OF	MiLB.com Organization All-Star
Eric Torres	Southern League Reliever of the Year MiLB.com Organization All-Star Southern League All-Star Team
Luis Torres, INF	Dominican Summer League All-Star Team MiLB.com Organization All-Star
Walbert Urena, RHP	Arizona Complex League Pitcher of the Week (June 27-July 3)
César Valdez, RHP	Pacific Coast League Pitcher of the Week (Apr. 18-24)
Joey Walsh, LHP	California League Pitcher of the Week (July 25-31)
Charlie Weaver, Groundskeeper	Minor League Baseball Groundskeeper of the Year Southern League Groundskeeper of the Year
Edwin Yon, OF	Northwest League Player of the Week (May 9-15)



Hall of Famer Vladimir Guerrero & Asst. Director of Player Development Tony Ferreira presented the 2022 Angels Instructional League Fall Classic Series MVP Award to INF Ben Gobbel

PLAYER DEVELOPMENT

AWARD WINNERS

PRESTON GOMEZ MINOR LEAGUE MANAGER OF THE YEAR AWARD

The Preston Gomez Minor League Manager of the Year Award was established in 2009 in memory of a man who devoted over 65 years of his life to professional baseball. Preston spent his last 28 years in baseball with the Angels, first as a Major League coach and later as a special assistant to the General Manager. This award given in his honor is determined by members of the Angels Baseball Operations staff. It recognizes one of the organization's seven minor league managers for a standard of excellence in the areas of leadership, player development and professionalism exhibited throughout the course of the season. Past winners:

2009 — Tom Kotchman	2014 — Carson Vitale	2019 — Jack Howell
2010 — Charlie Romero	2015 — Dave Stapleton	2020 — <i>No Minor League season</i>
2011 — Ty Boykin	2016 — Keith Johnson	2021 — Andy Schatzley
2012 — Mike Micucci	2017 — Hector De La Cruz	2022 — Dave Stapleton
2013 — Denny Hocking	2018 — Ryan Barba	

KENNY MYERS MEMORIAL MINOR LEAGUE PLAYER OF THE YEAR AWARD

The Kenny Myers Memorial Award is given each year to the minor league player judged best in the Angels organization. Myers, who joined the Angels in 1969 as a scout and minor league hitting instructor, died in July of 1972. Past winners:

1972 — Doug Howard (INF)	2001 — Jose Fernandez (INF)/ Alfredo Amezaga (DEF.)
1973 — Frank Tanana (LHP)	2002 — Robb Quinlan (OF)/Jose Molina (C; DEF.)
1974 — Bruce Bochte (OF-1B)	2003 — Alberto Callaspo (INF)/Dallas McPherson (INF)/ Jeff Mathis (C; DEF.)
1975 — Dave Collins (OF)	2004 — Dallas McPherson (INF)/Casey Kotchman (INF; DEF.)
1976 — Willie Aikens (1B)	2005 — Brandon Wood (INF)/Howard Kendrick (INF)/ Jeff Mathis (C, DEF.)
1977 — Rance Mulliniks (INF)	2006 — Sean Rodriguez (INF)/Jeff Mathis (C, DEF.)
1978 — Bob Clark (OF)	2007 — Chris Pettit (OF)/Hainley Statia (INF; DEF.)
1979 — Mike Bishop (1B)	2008 — Freddy Sandoval (INF)/Efren Navarro (INF; DEF.)
1980 — Daryl Sconiers (1B)	2009 — Alexi Amarista (INF)/Peter Bourjos (OF, DEF.)
1981 — Tom Brunansky (OF)	2010 — Mark Trumbo (INF)/Gabriel Jacobo (INF; DEF.)
1982 — Steve Lubratich (INF)/Dick Schofield (INF)	2011 — Kole Calhoun (OF)/Efren Navarro (INF; DEF.)
1983 — Mike Brown (OF)	2012 — Kaleb Cowart (INF)/Efren Navarro (INF; DEF.)
1984 — Wally Joyner (INF)	2013 — Zach Borenstein (OF)/Eric Stamets (INF; DEF.)
1985 — Reggie Montgomery (OF)	2014 — Alex Yarbrough (INF)/Jett Bandy (C; DEF.)
1986 — Dante Bichette (OF)/ Willie Fraser (RHP)	2015 — Kaleb Cowart (INF)/Sherman Johnson (INF; DEF.)
1987 — Bryan Harvey (RHP)	2016 — Michael Hermosillo (OF)/Jose Briceno (C; DEF.)
1988 — Colin Charland (LHP)/Jeff Manto (INF)	2017 — Jahmai Jones (OF)/David Fletcher (INF; DEF.)
1989 — Glenn Carter (RHP)/Bobby Rose (INF)	2018 — Jo Adell (OF)/Brandon Marsh (OF; DEF.)
1990 — Marcus Moore (RHP)	2019 — Jeremiah Jackson (INF)/Brandon Marsh (OF; DEF.)
1991 — Don Vidmar (RHP)/Mark Howie (INF)	2020 — <i>No Minor League season</i>
1992 — John Fritz (RHP)/Tim Salmon (OF)	2021 — Brendon Davis (INF)
1993 — Mark Sweeney (OF)/Bryan Harris (LHP)	2022 — Edgar Quero (C)
1994 — Todd Greene (C)/Andrew Lorraine (LHP)	
1995 — Todd Greene (C)/Jason Dickson (RHP)	
1996 — Larry Barnes (INF)/Dennis Springer (RHP)	
1997 — Norm Hutchins (OF)/Ramon Ortiz (RHP)	
1998 — Troy Glaus (INF)/Steve Fish (RHP)	
1999 — Larry Barnes (INF)/Scot Shields (RHP)	
2000 — Gary Johnson (OF)/John Lackey (RHP)	

PLAYER DEVELOPMENT AWARD WINNERS

HOWIE GERSHBERG MINOR LEAGUE PITCHER OF THE YEAR AWARD

The Angels Minor League Pitcher of the Year award has been re-named the “Howie Gershberg Minor League Pitcher of the Year” Award after the Angels late minor league pitching instructor. Gershberg joined the Angels farm system in 1985 and during his tenure, served as a minor league pitching coach and coordinator. He served the organization faithfully for 19 seasons before succumbing to cancer on Nov. 19, 2003. Gershberg’s playing career included stints with the Brooklyn Dodgers and New York Giants in the 1950’s. He had a passion for the game and dedicated his life to working with and developing quality pitchers including: John Franco, Chuck Finley, Troy Percival, Scot Shields, John Lackey and Francisco Rodriguez. Past winners:

2000 — John Lackey	2012 — Nick Maronde
2001 — Bart Miadich	2013 — Mike Morin
2002 — Mickey Callaway	2014 — Cam Bedrosian
2003 — Ervin Santana	2015 — Greg Mahle
2004 — Steven Shell	2016 — Keynan Middleton
2005 — Joe Saunders	2017 — Jaime Barria
2006 — Joe Saunders	2018 — José Suarez
2007 — Sean O’Sullivan	2019 — Hector Yan
2008 — Anthony Ortega	2020 — <i>No minor league season</i>
2009 — Trevor Reckling	2021 — Reid Detmers
2010 — Tyler Chatwood	2022 — Eric Torres
2011 — Matt Shoemaker	

AARON COX AWARD

The Aaron Cox Award was established in 2018 and is given annually to the minor league player voted as the best teammate - one who enriches the lives of those around him. This award is for the player who best exemplifies selflessness, persistence, enthusiasm, and commitment to a well-reasoned process and continued growth regardless of circumstance and spreads these attributes to all those he touches. Past winners:

2018 — Jeremy Beasley	2021 — Braxton Martinez
2019 — Brandon Marsh	2022 — Starlin Gill
2020 — Jack Kruger	

NICK KAMZICK SCOUT OF THE YEAR AWARD

The Nick Kamzic Award is given annually to the Angels’ scout who epitomizes the dedication, perseverance and excellence demonstrated by the award’s namesake. Nick Kamzic, a Chicago-based scout in the Angels’ organization for 39 seasons, joined the franchise in its initial 1961 season (he proudly called himself “Mr. Autry’s first hire”) and continued scouting for the Angels through the 1999 season. Named the National Scout of the Year (Midwest) in 1996, he passed away from heart failure, Dec. 12, 2000, one week before his 82nd birthday. Like the many hard-working and dedicated scouts who proudly represent baseball throughout the nation, the following individuals demonstrate those special qualities that have earned them recognition as the Angels’ Scout of the Year:

1996 — Moose Stubing	2010 — Greg Morhardt
1997 — Darrell Miller	2011 — John Gracio
1998 — Tony LaCava	2012 — Ralph Reyes
1999 — Tom Burns	2013 — Joel Murrie
2000 — Tim Corcoran	2014 — Nick Gorneault
2001 — Marc Russo/Leo Perez	2015 — Brandon McArthur
2002 — Kevin Ham	2016 — Ric Wilson
2003 — Clay Daniel/Rich Schlenker	2017 — Ryan Leahy
2004 — Mike Silvestri/Dale Sutherland	2018 — Brian Tripp
2005 — Ron Marigny/Brad Sloan	2019 — Jason Baker/Chris McAlpin
2006 — Jack Uhey/Jeff Schugel	2020 — <i>Award not presented</i>
2007 — Tom Kotchman	2021 — Brandon McArthur
2008 — Chris McAlpin	2022 — Nick Gorneault
2009 — Scott Richardson	

PLAYER DEVELOPMENT

DRAFT SELECTIONS 2022

RD	PLAYER	POS.	B/T	HT.	WT.	BORN	SCHOOL/(HOMETOWN)
1 (13)	Zach Neto	SS	R/R	6-0	185	1/31/01	Campbell Univ./(Miami, FL)
3	Ben Joyce	RHP	R/R	6-5	225	9/17/00	Univ. of Tennessee/(Knoxville, TN)
4	Jake Madden	RHP	R/R	6-6	185	12/26/01	Northwest Florida State/(Harrisburg, PA)
5	Sonny DiChiara	1B	R/R	6-1	263	7/29/99	Auburn Univ./(Hoover, AL)
6	Victor Mederos	RHP	R/R	6-2	227	6/8/01	Oklahoma State Univ./(Santa Clara, Cuba)
7	Roman Phansalkar	RHP	R/R	6-1	195	6/2/98	Oklahoma State Univ./(Edmond, OK)
8	Dylan Phillips	TWP	L/L	6-0	220	6/16/99	Kansas State Univ./(Omaha, NE)
9	Joe Stewart	OF	R/R	6-4	215	5/6/98	Univ. of Michigan/(Portage, MI)
10	Matt Courtney	1B	L/R	6-1	230	7/8/99	Old Dominion Univ./(Edmonton, Alberta)
11	Caden Dana	RHP	L/R	6-4	215	12/17/03	Don Bosco Prep. HS/(Ramsey, NJ)
12	Jared Southard	RHP	R/R	6-2	220	10/4/00	Univ. of Texas/(Leander, TX)
13	Tucker Flint	OF	L/L	6-2	215	4/5/01	Chipola College (East Greenwich, RI)
14	Sabin Ceballos	C	R/R	6-3	200	8/17/02	San Jacinto College North/(San Juan, Puerto Rico)
15	Bryce Osmond	RHP	R/R	6-3	188	9/5/00	Oklahoma State Univ./(Jenks, OK)
16	Casey Dana	OF	R/R	6-4	215	5/31/99	Univ. of Connecticut/(Montgomery, NY)
17	Samy Natera Jr.	LHP	L/L	6-4	195	11/6/99	New Mexico State Univ./(Juarez, Mexico)
18	Max Gieg	RHP	R/R	6-5	230	6/8/01	Boston College/(Lynn, MA)
19	Luke Franzoni	OF	R/R	6-2	220	12/20/99	Xavier Univ./(Robbinsville, NJ)
20	Brendan Tinsman	C	R/R	6-2	225	12/06/99	Wake Forest Univ./(Cape Elizabeth, ME)

(Bold indicates signed player)

ANGELS MINOR LEAGUE AFFILIATE HISTORY

Triple-A	Double-A	High-A	Low-A
Salt Lake, 2001- Edmonton, 1999-2000 Vancouver, 1993-98 Edmonton, 1983-92 Spokane, 1982 Salt Lake, 1971-81 Hawaii, 1969-70 Seattle, 1965-68 Hawaii, 1962-64 Dallas-FW, 1961	Rocket City, 2020- Mobile, 2017-19 Arkansas, 2001-16 Erie, 1999-2000 Midland, 1985-1998 Waterbury, 1984 Nashua, 1983 Holyoke, 1981-82 El Paso, 1973-80 Shreveport, 1971-72 El Paso, 1965-70 Reynosa, 1963-65 Nashville, 1963	Tri-City, 2021- Inland Empire, 2011-20 Rancho Cucamonga, 2001-10 Lake Elsinore, 1994-2000 Palm Springs, 1990-93	Inland Empire, 2021- Burlington, 2013-2020 Cedar Rapids, 1993-2012 Quad Cities, 1985-92 Palm Springs, 1985-89 Redwood, 1981-85 Peoria, 1983-84 Danville, 1982 Salinas, 1973-80 Quad Cities, 1963-78 Stockton, 1972 San Jose, 1963-69 Tri-City, 1963-64 Class D Quad City, 1962 Class C San Jose Bees, 1962 Class D Statesville Owls, 1961
Short-Season A	Advanced Rookie	Rookie	
Boise, 1990-2000 Bend, 1988-89 Salem, 1981-87 Bend, 1671-72	Orem, 2005-20 Provo, 2001-04 Butte, 1997-2000	ACL Angels, 2021- DSL Angels, 1998- AZL Angels, 1989-96, '98-2019 Idaho Falls, 1967-81	



ADRIAN ACOSTA

RHP

AGE: 17 BORN: May 20, 2005 in Bona0, DR

BATS & THROWS: Right

HIGH SCHOOL: —

FULL NAME: Adrian Jose Acosta

RESIDES: Bona0, DR

HT.: 6-1 WT.: 170

ACQUIRED: Signed as international free agent, Apr. 5, 2022

COLLEGE: —

SIGNED BY: Jochy Cabrera (Angels)

Year	Club	W-L	ERA	G	GS	CG	GF	SHO	SV	IP	H	R	ER	HR	HB	BB	IBB	SO	WP	BK	BAA
2022—Angels (DSL)		2-1	6.25	13	7	0	1	0	1	31.2	29	27	22	4	12	23	0	37	10	0	.236
MINOR TOTALS		2-1	6.25	13	7	0	1	0	1	31.2	29	27	22	4	12	23	0	37	10	0	.236

JORDYN ADAMS

OF

For information, see 2023 Angels Player Section.

RYAN AGUILAR

OF

For information, see 2023 Angels Player Section.

GLENN ALBANESE

RHP

AGE: 24 BORN: Oct. 22, 1998 in Wheaton, IL

BATS & THROWS: Right

HIGH SCHOOL: Batavia HS (Batavia, IL)

FULL NAME: Glenn Steven Albanese

RESIDES: Batavia, IL

HT.: 6-6 WT.: 240

ACQUIRED: 15th round of 2021 First-Year Player Draft

COLLEGE: Louisville

SIGNED BY: John Burden (Angels)

Year	Club	W-L	ERA	G	GS	CG	GF	SHO	SV	IP	H	R	ER	HR	HB	BB	IBB	SO	WP	BK	BAA
2021—Tri-City		0-1	2.35	4	30	0	0	0	0	15.1	17	5	4	0	0	4	0	15	4	0	.274
2022—Tri-City		1-1	3.41	27	0	0	12	0	5	37.0	34	14	2	2	11	0	44	4	1	.241	
	Rocket City	0-0	4.66	5	0	0	0	0	0	9.2	8	5	5	3	1	6	0	9	1	0	.222
MINOR TOTALS		1-2	3.34	38	6	0	12	0	5	62.0	59	24	23	5	3	21	0	68	9	1	.247

MASON ALBRIGHT

RHP

AGE: 20 BORN: Nov. 26, 2002 in Fredrick, MD

BATS & THROWS: Left

HIGH SCHOOL: IMG Academy (Bradenton, FL)

FULL NAME: Mason Quinn Albright

RESIDES: Thurmont, MD

HT.: 6-0 WT.: 190

ACQUIRED: 12th round of 2021 First-Year Player Draft

COLLEGE: —

SIGNED BY: Brandon McArthur (Angels)

Year	Club	W-L	ERA	G	GS	CG	GF	SHO	SV	IP	H	R	ER	HR	HB	BB	IBB	SO	WP	BK	BAA
2021—Angels (ACL)		1-0	0.00	3	2	0	0	0	0	8.0	3	0	0	0	0	2	0	8	0	0	.107
2022—Inland Empire		0-4	9.00	12	12	0	0	0	0	48.0	72	54	48	12	4	23	0	53	4	2	.348
	Angels (ACL)	1-0	3.00	2	0	0	0	0	0	3.0	3	1	1	0	0	0	0	2	0	0	.250
	Tri-City	0-0	9.00	3	0	0	0	0	0	4.0	5	5	4	0	1	5	0	4	1	0	.294
MINOR TOTALS		2-4	7.57	20	14	0	0	0	0	63.0	83	60	53	12	5	30	0	67	5	2	.314

EDGAR ALFONSO

INF

AGE: 19 BORN: Mar., 27, 2004 in Ciego de Avila, Cuba

BATS: Switch THROWS: Right

HIGH SCHOOL: —

FULL NAME: Edgar Brian Alfonso

RESIDES: San Pedro De Macoris, DR

HT.: 5-9 WT.: 175

ACQUIRED: Signed as international free agent, June 7, 2021

COLLEGE: —

SIGNED BY: Domingo Garcia (Angels)

Year	Club	AVG	G	AB	R	H	2B	3B	HR	RBI	SH	SF	HBP	BB	IBB	SO	SB	CS	GDP	SLG	OBP	E
2021—Angels (DSL)		.231	49	147	27	34	6	2	1	15	3	1	1	20	0	39	17	7	1	.320	.325	9
2022—																						
MINOR TOTALS		.231	49	147	27	34	6	2	1	15	3	1	1	20	0	39	17	7	1	.320	.325	9

ROLANDO ANZOLA

RHP

AGE: 17 BORN: May 31, 2005 in Caracas, VZ

BATS & THROWS: Right

HIGH SCHOOL: —

FULL NAME: Rolando Andres Anzola

RESIDES: Puerto Cabello, VZ

HT.: 6-1 WT.: 180

ACQUIRED: Signed as international free agent, Jan. 15, 2023

COLLEGE: —

SIGNED BY: Joel Chicarelli (Angels)

Year	Club	W-L	ERA	G	GS	CG	GF	SHO	SV	IP	H	R	ER	HR	HB	BB	IBB	SO	WP	BK	BAA
Will make professional debut in 2023																					

PLAYER DEVELOPMENT

STIWARD AQUINO

RHP

AGE: 23 BORN: June 20, 1999 in Sabana Grande de Palenque, DR RESIDES: Sabana Grande de Palenque, DR HT.: 6-6 WT.: 175
 BATS & THROWS: Right ACQUIRED: Signed as international free agent, Dec. 30, 2016
 HIGH SCHOOL: — COLLEGE: —
 FULL NAME: Steward Aquino Trujill SIGNED BY: Domingo Garcia, Alfredo Ulloa & Frankie Thon (Angels)

Year	Club	W-L	ERA	G	GS	CG	GF	SHO	SV	IP	H	R	ER	HR	HB	BB	IBB	SO	WP	BK	BAA
2017—	Angels (DSL)	0-2	4.56	7	4	0	0	0	0	23.2	25	14	12	1	2	9	0	29	4	0	.272
	Angels (AZL)	1-0	1.59	2	0	0	0	0	0	5.2	5	1	1	0	0	4	0	2	0	1	.250
2018—										DID NOT PLAY											
2019—	Angels (AZL)	0-4	7.71	8	8	0	0	0	0	21.0	27	19	18	1	2	10	0	26	1	1	.321
	Orem	0-1	5.74	4	4	0	0	0	0	15.2	19	11	10	3	1	6	0	23	2	2	.306
2020—										DID NOT PLAY - No Minor League Season											
2021—	Angels (ACL)	0-0	5.40	5	0	0	0	0	0	5.0	3	3	3	0	1	2	0	10	0	1	.167
2022—	Inland Empire	2-2	7.39	20	0	0	6	0	1	28.0	26	26	23	5	2	29	0	32	8	2	.241
	Angels (ACL)	0-1	10.80	2	0	0	0	0	0	3.1	3	4	4	0	0	5	0	5	0	0	.231
MINOR TOTALS		3-10	6.24	48	16	0	8	0	1	102.1	108	78	71	10	8	65	0	127	15	7	.272

IVAN ARMSTRONG

RHP

AGE: 22 BORN: July 27, 2000 in La Vega, DR RESIDES: La Vega, DR HT.: 6-5 WT.: 245
 BATS & THROWS: Right ACQUIRED: From San Francisco with LHP Sam Selman and RHP Jose Marte in exchange for LHP Tony Watson, July 30, 2021
 HIGH SCHOOL: — COLLEGE: —
 FULL NAME: Ivan Alexander Armstrong SIGNED BY: Rudy Moretta (Giants)

Year	Club	W-L	ERA	G	GS	CG	GF	SHO	SV	IP	H	R	ER	HR	HB	BB	IBB	SO	WP	BK	BAA
2018—	Giants (DSL)	3-3	3.38	14	14	1	0	1	0	56.0	46	33	21	2	4	32	0	47	11	0	.223
2019—	Giants Black (ASL)	1-3	6.43	12	6	0	0	0	0	35.0	42	29	25	3	2	22	0	31	7	2	.300
2021—	San Jose	4-1	1.88	20	0	0	5	0	2	38.1	24	10	8	0	2	14	0	43	4	2	.180
	Tri-City	0-1	6.16	10	0	0	4	0	1	19.0	27	14	13	0	1	8	0	17	1	1	.342
2022—	Rocket City	0-1	10.13	6	0	0	1	0	0	8.0	12	9	9	2	4	6	0	8	1	0	.375
	Angels (ACL)	2-0	0.00	9	0	0	4	0	2	11.0	2	0	0	0	0	2	0	12	2	0	.057
	Tri-City	1-3	1.93	13	0	0	13	0	6	14.0	12	5	3	1	3	3	1	19	1	0	.235
MINOR TOTALS		11-12	3.92	84	20	1	27	1	11	181.1	165	100	79	8	16	87	1	177	27	5	.244

JEREMY AROCHO

INF

AGE: 24 BORN: Oct. 6, 1998 in Glen Burnie, MD RESIDES: Glen Burnie, MD HT.: 5-10 WT.: 165
 BATS & THROWS: Switch THROWS: Right ACQUIRED: Signed as minor league free agent, Nov. 25, 2019
 HIGH SCHOOL: Old Mill HS (Millersville, MD) COLLEGE: —
 FULL NAME: Jeremy Arocho SIGNED BY: Jonah Rosenthal (Dodgers)

Year	Club	AVG	G	AB	R	H	2B	3B	HR	RBI	SH	SF	HBP	BB	IBB	SO	CS	GDP	SLG	OBP	E	
2017—	Dodgers (AZL)	.254	39	134	26	34	9	2	1	19	1	2	3	14	0	30	10	2	3	.373	.333	6
2018—	Ogden	.313	59	208	44	65	10	2	0	21	1	2	3	29	0	31	12	7	6	.380	.401	8
2019—	Ogden	.287	48	150	31	43	4	1	1	15	1	1	0	33	0	28	10	4	3	.347	.413	3
2020—										DID NOT PLAY - No Minor League Season												
2021—	Inland Empire	.294	63	228	49	67	5	3	1	21	0	1	2	42	0	50	23	3	6	.355	.407	20
	Tri-City	.351	19	74	10	26	1	0	0	9	0	0	0	11	0	19	8	1	1	.365	.435	6
	Salt Lake	.000	1	3	0	0	0	0	0	0	0	0	0	1	0	2	0	0	0	.000	.250	0
2022—	Inland Empire	.231	85	251	53	58	14	1	0	32	1	1	4	79	0	58	32	5	1	.295	.421	11
MINOR TOTALS		.280	314	1048	213	293	43	9	3	117	4	7	12	209	0	218	95	22	20	.346	.403	54

SAM BACHMAN

RHP

For information, see 2023 Angels Player Section.

SADIEL BARO

LHP

AGE: 18 BORN: Nov. 10, 2004 in Pinar Del Rio, Cuba RESIDES: San Francisco de Macoris, DR HT.: 6-2 WT.: 175
 BATS & THROWS: Left ACQUIRED: Signed as an international free agent, Jan. 15, 2022
 HIGH SCHOOL: — COLLEGE: —
 FULL NAME: Sadiel Baro SIGNED BY: Jochy Cabrera (Angels)

Year	Club	W-L	ERA	G	GS	CG	GF	SHO	SV	IP	H	R	ER	HR	HB	BB	IBB	SO	WP	BK	BAA
2022—	Angels (DSL)	4-3	4.08	12	9	0	2	0	1	53.0	54	37	24	3	1	18	0	60	6	0	.254
MINOR TOTALS		4-3	4.08	12	9	0	2	0	1	53.0	54	37	24	3	1	18	0	60	6	0	.254

LUIS BARRERA

OF

For information, see 2023 Angels Player Section.



WERNER BLAKELY

INF

AGE: 21 **BORN:** Feb. 21, 2002 in Detroit, MI
BATS: Left **THROWS:** Right
HIGH SCHOOL: Detroit Edison HS (Detroit, MI)

RESIDES: Detroit, MI **HT.:** 6-3 **WT.:** 185
ACQUIRED: Fourth round of 2020 First-Year Player Draft
COLLEGE: —

FULL NAME: Werner Mathew Blakely

SIGNED BY: Drew Dominguez (Angels)

Year	Club	AVG	G	AB	R	H	2B	3B	HR	RBI	SH	SF	HBP	BB	IBB	SO	SB	CS	GDP	SLG	OBP	E
2021	—Angels (ACL)	.182	44	148	22	27	6	0	3	19	0	2	3	33	0	69	15	2	1	.284	.339	18
2022	—Inland Empire	.295	55	183	36	54	13	2	5	40	0	1	6	45	0	70	24	2	0	.470	.447	12
MINOR TOTALS		.245	99	421	58	81	19	2	8	59	0	3	9	78	0	139	39	4	1	.387	.399	30

EDUAR BOLIVAR

C

AGE: 17 **BORN:** March 22, 2006 in Valencia, VZ
BATS & THROWS: Right
HIGH SCHOOL: —

RESIDES: Maracay, VZ **HT.:** 5-11 **WT.:** 170
ACQUIRED: Signed as international free agent, Jan. 15, 2023
COLLEGE: —

FULL NAME: Eduar Luis Bolivar

SIGNED BY: Domingo Garcia/Rusbell Cabrera (Angels)

Year	Club	AVG	G	AB	R	H	2B	3B	HR	RBI	SH	SF	HBP	BB	IBB	SO	SB	CS	GDP	SLG	OBP	E
Will make professional debut in 2023																						

JOSE BONILLA

INF

AGE: 20 **BORN:** Apr. 2, 2002 in Puerto Plata, DR
BATS & THROWS: Right
HIGH SCHOOL: —

RESIDES: Puerto Plata, DR **HT.:** 6-0 **WT.:** 185
ACQUIRED: Signed as international free agent, July 2, 2019
COLLEGE: —

FULL NAME: Jose Rafael Bonilla Acosta

SIGNED BY: Jochy Cabrera & Alfredo Ulloa (Angels)

Year	Club	AVG	G	AB	R	H	2B	3B	HR	RBI	SH	SF	HBP	BB	IBB	SO	SB	CS	GDP	SLG	OBP	E
2019	—Angels (DSL)	.284	20	74	13	21	5	2	0	6	0	2	2	14	0	19	0	0	1	.405	.402	8
2020	—	<i>DID NOT PLAY - No Minor League Season</i>																				
2021	—Angels (ACL)	.227	30	97	15	22	5	0	2	14	0	2	3	5	0	26	4	0	2	.340	.280	11
	Inland Empire	.189	28	106	9	20	3	0	1	9	0	2	2	6	0	46	1	0	1	.245	.241	9
2022	—Inland Empire	.151	32	93	4	14	2	1	0	5	0	1	3	4	0	41	0	0	3	.194	.208	8
MINOR TOTALS		.208	110	370	41	77	15	3	3	34	0	7	10	29	0	132	5	0	7	.289	.279	36

B.J. BOYD

OF

AGE: 29 **BORN:** July 16, 1993 in Palo Alto, CA
BATS: Left **THROWS:** Right
HIGH SCHOOL: Palo Alto HS (Palo Alto, CA)

RESIDES: Palo Alto, CA **HT.:** 5-11 **WT.:** 230
ACQUIRED: Signed as minor league free agent, June 3, 2022
COLLEGE: —

FULL NAME: Bijon Montell Boyd

SIGNED BY: Jermaine Clark (Athletics)

Year	Club	AVG	G	AB	R	H	2B	3B	HR	RBI	SH	SF	HBP	BB	IBB	SO	SB	CS	GDP	SLG	OBP	E
2012	—Athletics (AZL)	.301	39	143	37	43	8	4	1	20	0	0	1	23	0	36	16	4	2	.434	.401	1
2013	—Vermont	.285	71	260	39	74	13	2	8	32	1	1	3	35	1	66	8	6	3	.442	.375	1
2014	—Beloit	.224	125	464	57	104	15	5	6	37	5	2	2	48	1	95	14	9	5	.317	.298	3
2015	—Stockton	.277	132	458	67	127	20	8	5	52	5	1	6	41	0	89	18	5	10	.389	.344	2
2016	—Stockton	.288	101	413	48	119	14	3	8	58	4	3	4	34	3	74	8	6	7	.395	.346	2
	Nashville	.267	7	30	2	8	0	0	0	1	0	0	0	2	0	3	0	0	0	.267	.313	0
2017	—Midland	.323	130	533	82	172	29	6	5	56	1	5	5	34	2	74	16	5	8	.428	.366	3
2018	—Nashville	.271	105	391	36	106	15	3	3	49	4	2	4	26	0	71	6	3	8	.348	.322	3
2019	—	<i>DID NOT PLAY</i>																				
2020	—	<i>DID NOT PLAY</i>																				
2021	—Wichita	.319	66	260	50	83	13	1	15	62	0	3	3	21	1	49	8	0	4	.550	.373	2
	St. Paul	.209	26	91	17	19	3	1	1	11	0	0	2	7	0	26	3	0	1	.297	.280	0
2022	—Inland Empire	.345	68	255	48	88	20	2	6	50	0	3	6	31	0	35	9	4	2	.510	.424	0
	Salt Lake	.111	2	9	1	1	1	0	0	1	0	0	0	0	0	4	0	0	0	.222	.111	0
MINOR TOTALS		.285	872	3307	484	944	151	35	58	429	20	20	36	302	8	622	106	42	50	.405	.350	20

NATHAN BURNS

RHP

AGE: 23 **BORN:** June, 1, 1999 in Barrington, IL
BATS & THROWS: Right
HIGH SCHOOL: West Bend West HS (West Bend, WI)

RESIDES: West Bend, WI **HT.:** 6-1 **WT.:** 195
ACQUIRED: 19th round of 2021 First-Year Player Draft
COLLEGE: Oregon State University

FULL NAME: Nathan Maxwell Burns

SIGNED BY: Scott Richardson (Angels)

Year	Club	W-L	ERA	G	GS	CG	GF	SHO	SV	IP	H	R	ER	HR	HB	BB	SO	WP	BK	BAA	
2021	—Angels (ACL)	1-0	0.00	3	0	0	0	0	0	4.0	1	0	0	0	0	1	0	9	2	0	.071
	Inland Empire	0-0	0.00	6	0	0	1	0	0	10.1	5	0	0	0	1	4	0	14	1	0	.135
	Tri-City	0-0	0.00	1	0	0	1	0	1	2.0	0	0	0	0	0	1	0	2	0	0	.000
2022	—Tri-City	1-2	5.33	30	0	0	11	0	3	27.0	24	17	16	2	0	15	0	32	7	0	.233
MINOR TOTALS		2-2	3.32	40	0	0	13	0	4	43.1	30	17	16	2	1	21	0	57	10	0	.188

PLAYER DEVELOPMENT

KY BUSH

LHP

AGE: 23 BORN: Nov. 12, 1999 in Ogden, UT

BATS: Right THROWS: Left

HIGH SCHOOL: Fremont HS (Plain City, UT)

FULL NAME: Kyle Spencer Bush

RESIDES: Ogden, UT

HT.: 6-6 WT.: 240

ACQUIRED: Second round of 2021 First-Year Player Draft

COLLEGE: Saint Mary's College (Moraga, CA)

SIGNED BY: Scott Richardson (Angels)

Year	Club	W-L	ERA	G	GS	CG	GF	SHO	SV	IP	H	R	ER	HR	HB	BB	IBB	SO	WP	BK	BAA
2021	—Tri-City	0-2	4.50	5	5	0	0	0	0	12.0	14	7	6	0	1	5	0	20	1	0	.292
2022	—Rocket City	7-4	3.67	21	21	0	0	0	0	103.0	93	45	42	14	2	29	0	101	4	0	.237
MINOR TOTALS		7-6	3.76	26	26	0	0	0	0	115.0	107	52	48	14	3	34	0	121	5	0	.243

TREY CABBAGE

OF

For information, see 2023 Angels Player Section.

KELVIN CACERES

RHP

AGE: 23 BORN: Jan. 26, 2000 in Santiago, DR

BATS & THROWS: Right

HIGH SCHOOL: —

FULL NAME: Kelvin Jose Caceres Rodriguez

RESIDES: Santiago, DR

HT.: 6-1 WT.: 180

ACQUIRED: Signed as international free agent, May 15, 2018

COLLEGE: —

SIGNED BY: Jochy Cabrera (Angels)

Year	Club	W-L	ERA	G	GS	CG	GF	SHO	SV	IP	H	R	ER	HR	HB	BB	IBB	SO	WP	BK	BAA
2018	—Angels (DSL)	2-7	4.98	14	10	0	0	0	0	47.0	39	29	26	5	3	18	0	32	8	2	.215
2019	—Angels (AZL)	1-0	3.82	10	6	0	1	0	0	35.1	26	22	15	1	2	26	0	34	5	0	.198
2020		<i>DID NOT PLAY - No Minor League Season</i>																			
2021	—Angels (ACL)	0-2	4.30	7	6	0	0	0	0	29.1	24	16	14	2	5	21	0	42	6	1	.218
	Inland Empire	0-4	9.16	9	2	0	1	0	0	18.2	18	24	19	0	4	27	1	23	3	0	.247
2022	—Inland Empire	3-2	3.84	36	5	0	11	0	4	77.1	46	46	33	5	11	54	0	117	15	0	.170
MINOR TOTALS		6-15	4.64	76	29	0	13	0	4	207.2	153	137	107	13	25	146	1	248	37	3	.200

DAVID CALABRESE

OF

AGE: 20 BORN: Sept. 26, 2002 in Richmond Hill, Canada

BATS: Left THROWS: Right

HIGH SCHOOL: St. Elizabeth Catholic HS (Thornhill, ON, Canada)

FULL NAME: David Marco Calabrese

RESIDES: Ontario, Canada

HT.: 5-11 WT.: 160

ACQUIRED: Third round of 2020 First-Year Player Draft

COLLEGE: —

SIGNED BY: Chris Cruz (Angels)

Year	Club	AVG	G	AB	R	H	2B	3B	HR	RBI	SH	SF	HBP	BB	IBB	SO	SB	CS	GDP	SLG	OBP	E
2021	—Angels (ACL)	.201	42	144	25	29	8	2	1	17	0	0	1	20	0	54	5	1	0	.306	.303	2
2022	—Inland Empire	.250	112	424	68	106	23	7	7	64	0	11	3	50	0	116	26	2	3	.387	.326	7
MINOR TOTALS		.238	154	568	93	135	31	9	8	81	0	11	4	70	0	170	31	3	3	.366	.320	9

GUSTAVO CAMPERO

C

AGE: 25 BORN: Sept. 20, 1997 in Lorica, Colombia

BATS: Switch THROWS: Right

HIGH SCHOOL: —

FULL NAME: Gustavo Angel Campero

RESIDES: San Antero, Colombia

HT.: 5-6 WT.: 182

ACQUIRED: From Yankees in AAA Rule 5 Draft, Dec. 10, 2020

COLLEGE: —

SIGNED BY: New York Yankees

Year	Club	AVG	G	AB	R	H	2B	3B	HR	RBI	SH	SF	HBP	BB	IBB	SO	SB	CS	GDP	SLG	OBP	E
2017	—Yankees (DSL)	.375	6	16	5	6	1	2	0	4	0	1	2	1	0	2	2	1	0	.688	.450	0
	Yankees (GCL)	.292	30	96	20	28	7	3	3	16	0	1	26	0	21	11	0	3	.521	.444	5	
2018	—Yankees (GCL)	.200	2	5	0	1	0	0	0	1	0	0	0	0	1	0	0	0	.200	.200	0	
2019	—Pulaski	.293	36	116	14	34	6	1	2	12	0	0	2	13	0	16	10	2	1	.414	.374	3
2020		<i>DID NOT PLAY - No Minor League Season</i>																				
2021	—Inland Empire	.245	41	139	17	34	4	0	4	16	2	1	3	12	0	40	8	4	2	.360	.316	8
2022	—Rocket City	.250	6	12	1	3	0	0	0	0	0	0	1	1	0	1	1	0	0	.250	.357	0
MINOR TOTALS		.276	121	384	57	106	18	6	9	49	2	3	9	53	0	81	32	7	6	.425	.374	16

ALAN CARTER

RHP

AGE: 26 BORN: Dec. 16, 1997 in Singapore, Singapore

BATS & THROWS: Right

HIGH SCHOOL: Duluth HS (GA)

FULL NAME: Alan Zhang Carter

RESIDES: Suwanee, GA

HT.: 6-3 WT.: 250

ACQUIRED: Signed as non-drafted free agent on Jan. 25, 2023

COLLEGE: Lee University

SIGNED BY: —

Year	Club	W-L	ERA	G	GS	CG	GF	SHO	SV	IP	H	R	ER	HR	HB	BB	IBB	SO	WP	BK	BAA
Will make professional debut in 2023																					



BYRON CASTILLO

OF

AGE: 17 BORN: Oct. 7, 2005 in Santo Domingo, DR RESIDES: Monte Plata, DR HT.: 6-0 WT.: 200
 BATS & THROWS: Right ACQUIRED: Signed as international free agent, Jan. 15, 2023
 HIGH SCHOOL: — COLLEGE: —
 FULL NAME: Byron Rafael Castillo SIGNED BY: Rusbell Cabrera (Angels)

Year	Club	AVG	G	AB	R	H	2B	3B	HR	RBI	SH	SF	HBP	BB	IBB	SO	SB	CS	GDP	SLG	OBP	E
Will make professional debut in 2023																						

KEVYN CASTILLO

OF

AGE: 17 BORN: June 5, 2005 in Valencia, VZ RESIDES: Valencia, VZ HT.: 5-10 WT.: 170
 BATS & THROWS: Left ACQUIRED: Signed as international free agent, Jan. 15, 2022
 HIGH SCHOOL: — COLLEGE: —
 FULL NAME: Kevyn Alejandro Castillo SIGNED BY: Marlon Urdaneta & Joel Chicarelli (Angels)

Year	Club	AVG	G	AB	R	H	2B	3B	HR	RBI	SH	SF	HBP	BB	IBB	SO	SB	CS	GDP	SLG	OBP	E
2022—Angels (DSL)		.225	12	40	7	9	3	0	0	5	1	0	1	6	0	17	4	2	0	.300	.340	1
MINOR TOTALS		.225	12	40	7	9	3	0	0	5	1	0	1	6	0	17	4	2	0	.300	.340	1

YHONKERVIX CASTILLO

LHP

AGE: 20 BORN: Sept. 28, 2002 in San Cristobal, DR RESIDES: Tariba, VZ HT.: 6-1 WT.: 158
 BATS & THROWS: Left ACQUIRED: Signed as minor league free agent, June 23, 2022
 HIGH SCHOOL: — COLLEGE: —
 FULL NAME: Yhonkervix Jose Castillo SIGNED BY: Los Angeles Dodgers

Year	Club	W-L	ERA	G	GS	CG	GF	SHO	SV	IP	H	R	ER	HR	HB	BB	IBB	SO	WP	BK	BAA
2022—Angels (DSL)		2-0	1.57	11	0	0	7	0	1	23.0	18	4	4	1	1	5	0	26	0	1	.225
MINOR TOTALS		2-0	1.57	11	0	0	7	0	1	23.0	18	4	4	1	1	5	0	26	0	1	.225

JAVIEL CASTRO

RHP

AGE: 17 BORN: Oct. 15, 2005 in Boca Chica, DR RESIDES: Santo Domingo, DR HT.: 6-3 WT.: 180
 BATS & THROWS: Right ACQUIRED: Signed as international free agent, Jan. 15, 2023
 HIGH SCHOOL: — COLLEGE: —
 FULL NAME: Javiel Enrique Castro SIGNED BY: Domingo Garcia (Angels)

Year	Club	W-L	ERA	G	GS	CG	GF	SHO	SV	IP	H	R	ER	HR	HB	BB	IBB	SO	WP	BK	BAA	
Will make professional debut in 2023																						

MANUEL CAZORLA

LHP

AGE: 17 BORN: Jan. 3, 2005 in Maracay, VZ RESIDES: Maracay, VZ HT.: 6-2 WT.: 170
 BATS & THROWS: Left ACQUIRED: Signed as international free agent, Jan. 15, 2022
 HIGH SCHOOL: — COLLEGE: —
 FULL NAME: Manuel Jose Cazorla SIGNED BY: Marlon Urdaneta & Joel Chicarelli (Angels)

Year	Club	W-L	ERA	G	GS	CG	GF	SHO	SV	IP	H	R	ER	HR	HB	BB	IBB	SO	WP	BK	BAA
2022—Angels (DSL)		4-1	3.47	12	12	0	0	0	0	49.1	48	33	19	1	5	21	0	45	13	0	.244
MINOR TOTALS		4-1	3.47	12	12	0	0	0	0	49.1	48	33	19	1	5	21	0	45	13	0	.244

MILLERAN CEDANO

LHP

AGE: 19 BORN: Mar. 23, 2003 in Guayabal, DR RESIDES: Santo Domingo, DR HT.: 6-0 WT.: 165
 BATS & THROWS: Left ACQUIRED: Signed as international free agent, Nov. 27, 2019
 HIGH SCHOOL: — COLLEGE: —
 FULL NAME: Milleran Alexander Cedano Cuello SIGNED BY: Rusbell Cabrera & Frank Tejada (Angels)

Year	Club	W-L	ERA	G	GS	CG	GF	SHO	SV	IP	H	R	ER	HR	HB	BB	IBB	SO	WP	BK	BAA
2021—Angels (DSL)		2-4	3.02	16	6	0	4	0	0	41.2	30	18	14	2	1	26	1	39	9	4	.199
2022—Angels (ACL)		0-0	0.00	1	1	0	0	0	0	4.2	1	0	0	0	0	1	0	6	1	0	.067
MINOR TOTALS		2-4	2.72	17	7	0	4	0	0	46.1	31	18	14	2	1	27	1	45	10	4	.187

PLAYER DEVELOPMENT

CHASE CHANEY

RHP

AGE: 22 BORN: Dec. 16, 1999 in Lawrenceville, GA

RESIDES: Wauchula, FL

HT.: 6-1 WT.: 180

BATS & THROWS: Right

ACQUIRED: 16th round of 2018 First-Year Player Draft

HIGH SCHOOL: Mountain View HS (Lawrenceville, GA)

COLLEGE: —

FULL NAME: Chase Taylor Chaney

SIGNED BY: Todd Hogan (Angels)

Year	Club	W-L	ERA	G	GS	CG	GF	SHO	SV	IP	H	R	ER	HR	HB	BB	IBB	SO	WP	BK	BAA
2018—										DID NOT PLAY											
2019—	Angels (AZL)	1-5	6.28	11	2	0	1	0	0	38.2	40	40	27	3	10	35	0	27	21	0	.270
2020—										DID NOT PLAY - No Minor League Season											
2021—	Angels (ACL)	1-2	6.39	4	3	0	0	0	0	12.2	23	17	9	0	1	4	0	14	5	1	.365
	Inland Empire	2-1	3.65	10	0	0	2	0	0	24.2	31	12	10	1	1	7	0	36	1	0	.304
	Tri-City	0-0	4.50	1	0	0	0	0	0	4.0	6	3	2	1	0	1	0	4	1	1	.375
2022—	Inland Empire	5-5	2.77	30	11	0	4	0	3	91.0	92	35	28	3	6	17	0	81	6	2	.256
MINOR TOTALS		9-13	4.00	56	16	0	7	0	3	171.0	192	107	76	8	18	64	0	162	34	4	.279

SANDI CHARLE

RHP

AGE: 20 BORN: Sept. 5, 2002 in El Seibo, DR

RESIDES: El Seibo, DR

HT.: 6-5 WT.: 180

BATS & THROWS: Right

ACQUIRED: Signed as international free agent, July 2, 2019

HIGH SCHOOL: —

COLLEGE: —

FULL NAME: Sandi Charle

SIGNED BY: Domingo Garcia (Angels)

Year	Club	W-L	ERA	G	GS	CG	GF	SHO	SV	IP	H	R	ER	HR	HB	BB	IBB	SO	WP	BK	BAA
2021—	Angels (ACL)	1-4	7.94	10	2	0	0	0	0	28.1	34	31	25	4	3	19	0	28	8	2	.283
2022—	Angels (ACL)	1-0	3.31	14	0	0	4	0	0	32.2	27	14	12	2	1	12	0	45	2	0	.216
MINOR TOTALS		1-0	5.46	24	2	0	4	0	0	61.0	61	45	37	6	4	31	0	73	10	2	.249

JORGE CHIRINOS

C

AGE: 19 BORN: May 11, 2003 in Maracay, VZ

RESIDES: Maracay, VZ

HT.: 6-0 WT.: 170

BATS & THROWS: Right

ACQUIRED: Signed as international free agent, Aug. 24, 2019

HIGH SCHOOL: —

COLLEGE: —

FULL NAME: Jorge Gabriel Chirinos Iriarte

SIGNED BY: Joel Chicarelli (Angels)

Year	Club	AVG	G	AB	R	H	2B	3B	HR	RBI	SH	SF	HBP	BB	IBB	SO	SB	CS	GDP	SLG	OBP	E
2021—	Angels (DSL)	.217	22	60	10	13	6	0	1	10	0	0	4	6	0	28	1	1	1	.367	.329	3
2022—	Angels (DSL)	.162	21	37	8	6	2	0	0	2	0	1	3	2	0	17	0	1	0	.216	.256	1
MINOR TOTALS		.196	43	113	97	19	8	0	1	12	0	1	7	8	0	45	1	2	1	.309	.301	4

RYAN COSTEIU

RHP

AGE: 22 BORN: Nov., 28, 2000 in Walnut Creek, CA

RESIDES: Clayton, CA

HT.: 6-0 WT.: 200

BATS & THROWS: Right

ACQUIRED: Seventh round of 2021 First-Year Player Draft

HIGH SCHOOL: De La Salle HS (Concord, CA)

COLLEGE: University of Arkansas

FULL NAME: Ryan Michael Costeiu

SIGNED BY: Joel Murrie (Angels)

Year	Club	W-L	ERA	G	GS	CG	GF	SHO	SV	IP	H	R	ER	HR	HB	BB	IBB	SO	WP	BK	BAA
2021—	Inland Empire	1-0	4.30	9	0	0	3	0	2	14.2	14	10	7	3	1	6	1	25	0	0	.250
	Tri-City	0-0	0.00	2	0	0	1	0	0	3.0	1	0	0	0	0	0	0	6	0	0	.111
2022—	Tri-City	3-5	3.42	16	10	0	3	0	1	68.1	60	29	26	7	2	19	0	81	4	1	.239
MINOR TOTALS		4-5	3.45	27	10	0	7	0	3	86.0	75	39	33	10	3	25	1	112	4	1	.237

MATT COUTNEY

INF

AGE: 23 BORN: July 8, 1999 in Wetaskiwin, AB, Canada

RESIDES: Wetaskiwin, AB, Canada

HT.: 6-1 WT.: 230

BATS: Left THROWS: Right

ACQUIRED: 10th round of 2022 First-Year Player Draft

HIGH SCHOOL: Wetaskiwin Composite (Wetaskiwin, AB, Canada)

COLLEGE: Old Dominion University (Norfolk, VA)

FULL NAME: Matthew Frank Coutney

SIGNED BY: Nick Gorneault (Angels)

Year	Club	AVG	G	AB	R	H	2B	3B	HR	RBI	SH	SF	HBP	BB	IBB	SO	SB	CS	GDP	SLG	OBP	E
2022—	Angels (ACL)	.231	9	26	5	6	1	0	1	1	0	0	0	6	0	11	0	0	0	.385	.375	1
MINOR TOTALS		.231	9	26	5	6	1	0	1	1	0	0	0	6	0	11	0	0	0	.385	.375	1

COLEMAN CROW

RHP

For information, see 2023 Angels Player Section.

PLAYER DEVELOPMENT



CADEN DANA

RHP

AGE: 19 BORN: Dec. 17, 2003 in Warwick, NY
 BATS: Left THROWS: Right
 HIGH SCHOOL: Don Bosco Preparatory HS (Ramsey, NJ)
 FULL NAME: Caden Lawrence Dana

RESIDES: Montgomery, NY HT.: 6-4 WT.: 215
 ACQUIRED: 11th round of 2022 First-Year Player Draft
 COLLEGE: —
 SIGNED BY: Drew Dominguez (Angels)

Year	Club	W-L	ERA	G	GS	CG	GF	SHO	SV	IP	H	R	ER	HR	HB	BB	IBB	SO	WP	BK	BAA
2022	—Angels (ACL)	0-0	1.35	3	3	0	0	0	0	6.2	6	1	1	0	0	0	0	6	2	0	.240
	Inland Empire	0-0	27.00	1	1	0	0	0	0	1.2	6	5	5	0	0	1	0	2	0	0	.545
MINOR TOTALS		0-0	6.48	4	4	0	0	0	0	8.1	12	6	6	0	0	1	0	8	2	0	.333

CASEY DANA

OF

AGE: 23 BORN: May 31, 1999 in Goshen, NY
 BATS & THROWS: Right
 HIGH SCHOOL: Don Bosco Preparatory HS (Ramsey, NJ)
 FULL NAME: Casey Patrick Dana

RESIDES: Montgomery, NY HT.: 6-4 WT.: 215
 ACQUIRED: 16th round of 2022 First-Year Player Draft
 COLLEGE: University of Connecticut
 SIGNED BY: Drew Dominguez (Angels)

Year	Club	AVG	G	AB	R	H	2B	3B	HR	RBI	SH	SF	HBP	BB	IBB	SO	CS	GDP	SLG	OBP	E
2022	—Angels (ACL)	.429	2	7	1	3	1	0	0	1	0	0	0	0	0	0	0	2	.571	.429	0
	Tri-City	.209	21	86	14	18	3	2	1	9	1	0	2	2	0	18	0	2	.326	.244	3
MINOR TOTALS		.226	23	93	15	21	4	2	1	10	1	0	2	2	0	18	0	2	.344	.258	3

MICHAEL DARRELL-HICKS

RHP

AGE: 25 BORN: Nov. 13, 1997 in Parkersburg, WV
 BATS & THROWS: Right
 HIGH SCHOOL: South Warren HS (Bowling Green, KY)
 FULL NAME: Michael Brian Darrell-Hicks

RESIDES: Bowling Green, KY HT.: 6-5 WT.: 220
 ACQUIRED: Signed as non-drafted free agent, July 26, 2022
 COLLEGE: Jacksonville University
 SIGNED BY: —

Year	Club	W-L	ERA	G	GS	CG	GF	SHO	SV	IP	H	R	ER	HR	HB	BB	IBB	SO	WP	BK	BAA
2022	—Inland Empire	2-1	10.61	7	0	0	1	0	0	9.1	9	12	11	1	0	8	0	10	1	0	.237
MINOR TOTALS		2-1	10.61	7	0	0	1	0	0	9.1	9	12	11	1	0	8	0	10	1	0	.237

JACK DASHWOOD

LHP

AGE: 25 BORN: Nov. 17, 1997 in San Diego, CA
 BATS & THROWS: Left
 HIGH SCHOOL: St. Augustine HS (San Diego, CA)
 FULL NAME: Jack Corey Dashwood

RESIDES: Carlsbad, CA HT.: 6-6 WT.: 240
 ACQUIRED: 12th round of 2019 First-Year Player Draft
 COLLEGE: UC Santa Barbara (CA)
 SIGNED BY: Ben Diggins (Angels)

Year	Club	W-L	ERA	G	GS	CG	GF	SHO	SV	IP	H	R	ER	HR	HB	BB	IBB	SO	WP	BK	BAA
2019	—									DID NOT PLAY											
2020	—									DID NOT PLAY - No Minor League Season											
2021	—Inland Empire	3-1	3.43	15	4	0	9	0	3	57.2	50	24	22	5	1	8	0	69	1	0	.227
	Tri-City	3-1	5.01	5	1	0	1	0	0	23.1	35	16	13	3	2	6	0	18	1	0	.350
	Salt Lake	1-2	8.03	6	5	0	1	0	1	24.2	43	25	22	7	0	6	0	21	1	0	.381
2022	—Rocket City	1-1	4.92	31	1	0	9	0	0	60.1	53	35	33	9	3	21	0	84	3	0	.230
MINOR TOTALS		8-5	4.88	57	11	0	20	0	4	166.0	181	100	90	24	6	41	0	192	6	0	.273

DEWIS DE JESUS

OF

AGE: 18 BORN: Mar. 10, 2005 in San Francisco de Macoris, DR
 BATS & THROWS: Right
 HIGH SCHOOL: —
 FULL NAME: Dewis De Jesus

RESIDES: San Francisco de Macoris, DR HT.: 5-10 WT.: 140
 ACQUIRED: Signed as international free agent, Jan. 22, 2022
 COLLEGE: —
 SIGNED BY: Jochy Cabrera (Angels)

Year	Club	AVG	G	AB	R	H	2B	3B	HR	RBI	SH	SF	HBP	BB	IBB	SO	SB	CS	GDP	SLG	OBP	E
2022	—Angels (DSL)	.222	13	27	5	6	2	0	0	3	0	0	0	5	0	5	0	1	0	.296	.344	4
MINOR TOTALS		.222	13	27	5	6	2	0	0	3	0	0	0	5	0	5	0	1	0	.296	.344	4

RANDY DE JESUS

INF

AGE: 18 BORN: Feb. 13, 2005 in Bonao, DR
 BATS & THROWS: Right
 HIGH SCHOOL: —
 FULL NAME: Randy Javier De Jesus

RESIDES: Bonao, DR HT.: 6-4 WT.: 210
 ACQUIRED: Signed as international free agent, Jan. 15, 2022
 COLLEGE: —
 SIGNED BY: Jochy Cabrera (Angels)

Year	Club	AVG	G	AB	R	H	2B	3B	HR	RBI	SH	SF	HBP	BB	IBB	SO	SB	CS	GDP	SLG	OBP	E
2022	—Angels (DSL)	.272	52	184	33	50	13	1	7	43	0	0	6	20	0	45	5	3	3	.467	.362	1
MINOR TOTALS		.272	52	184	33	50	13	1	7	43	0	0	6	20	0	45	5	3	3	.467	.362	1

PLAYER DEVELOPMENT

CHRIS DEVENSKI

RHP

For information, see 2023 Angels Player Section.

JHONTHAN DIAZ

LHP

For information, see 2023 Angels Player Section.

SONNY DICHIARA

INF

AGE: 23 BORN: July 29, 1999 in Homewood, AL

RESIDES: Hoover, AL

HT.: 6-1 WT.: 263

BATS & THROWS: Right

ACQUIRED: Fifth round of 2022 First-Year Player Draft

HIGH SCHOOL: Hoover HS (Hoover, AL)

COLLEGE: Auburn University, Samford University

FULL NAME: Jackson DiChiara

SIGNED BY: Chris McAlpin (Angels)

Year	Club	AVG	G	AB	R	H	2B	3B	HR	RBI	SH	SF	HBP	BB	IBB	SO	SB	CS	GDP	SLG	OBP	E
2022	Rocket City	.195	36	118	7	23	2	0	1	10	0	0	6	25	0	55	1	1	3	.237	.362	0
MINOR TOTALS		.195	36	118	7	23	2	0	1	10	0	0	6	25	0	55	1	1	3	.237	.362	0

SAMIL DISHMEY

OF

AGE: 17 BORN: Dec. 22, 2005 in Samana, DR

RESIDES: Samana, DR

HT.: 6-2 WT.: 170

BATS & THROWS: Right

ACQUIRED: Signed as international free agent, Jan. 15, 2023

HIGH SCHOOL: —

COLLEGE: —

FULL NAME: Samil Dishmey

SIGNED BY: Jochy Cabrera (Angels)

Year	Club	AVG	G	AB	R	H	2B	3B	HR	RBI	SH	SF	HBP	BB	IBB	SO	SB	CS	GDP	SLG	OBP	E
Will make professional debut in 2023																						

DAKOTA DONOVAN

RHP

AGE: 25 BORN: July 25, 1997 in St. George, UT

RESIDES: Eugene, OR

HT.: 6-6 WT.: 230

BATS & THROWS: Right

ACQUIRED: 16th round of 2019 First-Year Player Draft

HIGH SCHOOL: Pineview HS (St. George, UT)

COLLEGE: Central Arizona College, Oregon State University

FULL NAME: Dakota Jerico Donovan Engelma

SIGNED BY: Chad Hermansen (Angels)

Year	Club	W-L	ERA	G	GS	CG	GF	SHO	SV	IP	H	R	ER	HR	HB	BB	IBB	SO	WP	BK	BAA	
2019	DID NOT PLAY																					
2020	DID NOT PLAY - No Minor League Season																					
2021	Inland Empire	4-2	1.70	23	0	0	10	0	5	42.1	33	17	8	2	5	12	0	53	4	0	.210	
	Tri-City	1-1	4.02	12	0	0	6	0	2	15.2	18	10	7	1	2	6	0	21	0	0	.273	
2022	Tri-City	4-2	3.40	34	0	0	21	0	6	45.0	36	19	17	2	6	19	2	54	2	0	.221	
	Angels (ACL)	0-0	0.00	2	0	0	1	0	0	3.0	5	0	0	0	0	0	0	4	1	0	.417	
MINOR TOTALS		9-5	2.72	71	0	0	38	0	13	106.0	92	46	32	5	13	37	0	132	7	0	.231	

ATHANAEL DUARTE

INF

AGE: 18 BORN: Nov. 11, 2004 in Bonao, DR

RESIDES: XXXXXX

HT.: 5-10 WT.: 165

BATS & THROWS: Right

ACQUIRED: Signed as international free agent, May 27, 2022.

HIGH SCHOOL: —

COLLEGE: —

FULL NAME: Athanael Duarte

SIGNED BY: Jochy Cabrera (Angels)

Year	Club	AVG	G	AB	R	H	2B	3B	HR	RBI	SH	SF	HBP	BB	IBB	SO	SB	CS	GDP	SLG	OBP	E
2022	Angels (DSL)	.210	41	124	20	26	6	1	3	23	0	1	2	22	1	27	12	2	0	.347	.336	15
MINOR TOTALS		.210	41	124	20	26	6	1	3	23	0	1	2	22	1	27	12	2	0	.347	.336	15

BRANDON DUFALT

RHP

AGE: 24 BORN: Oct. 19, 1998 in Lowell, NH

RESIDES: Hudson, NH

HT.: 6-5 WT.: 200

BATS & THROWS: Right

ACQUIRED: 16th round of 2021 First-Year Player Draft

HIGH SCHOOL: Windham High School (Windham, NH)

COLLEGE: Northeastern University

FULL NAME: Brandon David Dufault

SIGNED BY: Drew Dominguez (Angels)

Year	Club	W-L	ERA	G	GS	CG	GF	SHO	SV	IP	H	R	ER	HR	HB	BB	IBB	SO	WP	BK	BAA
2022	Inland Empire	0-0	3.52	9	0	0	6	0	1	15.1	12	9	6	2	0	9	0	20	2	0	.211
	Tri-City	0-1	13.50	2	0	0	1	0	0	2.0	3	3	3	1	0	1	0	4	1	0	.333
2022	Tri-City	1-2	4.93	34	0	0	17	0	3	45.2	43	35	25	5	5	28	0	65	4	1	.249
MINOR TOTALS		1-3	4.86	45	0	0	24	0	4	63.0	58	47	34	8	5	38	0	89	7	1	.243

PLAYER DEVELOPMENT



EMMANUEL DURAN

RHP

AGE: 22 BORN: Oct. 9, 2000 in Zulia, VZ

RESIDES: Zulia, VZ HT.: 6-1 WT.: 180

BATS & THROWS: Right

ACQUIRED: Signed as international free agent, July 6, 2017

HIGH SCHOOL: —

COLLEGE: —

FULL NAME: Emmanuel Alejandro Duran

SIGNED BY: Andres Garcia & Marlon Urdaneta (Angels)

Year	Club	W-L	ERA	G	GS	CG	GF	SHO	SV	IP	H	R	ER	HR	HB	BB	IBB	SO	WP	BK	BAA
2018	—Angels (DSL)	0-5	6.57	14	9	0	0	0	0	38.1	25	37	28	3	8	33	0	42	21	0	.184
2019	—Angels (AZL)	1-2	6.81	12	2	0	1	0	0	37.0	34	33	28	1	3	43	0	40	16	0	.256
2020	—	DID NOT PLAY - No Minor League Season																			
2021	—Angels (ACL)	3-3	4.75	18	1	0	5	0	0	36.0	29	27	19	1	4	18	1	48	12	0	.209
2022	—Angels (ACL)	1-1	2.66	14	0	0	8	0	1	20.1	23	9	6	1	2	11	0	23	3	0	.291
MINOR TOTALS		5-11	5.54	58	12	0	14	0	1	131.2	111	106	81	6	17	105	1	153	52	0	.228

MYLES EMMERSON

INF

For information, see 2023 Angels Player Section.

NIXON ENCARNACION

RHP

AGE: 18 BORN: Dec. 30, 2004 in Santo Domingo, DR

RESIDES: Santo Domingo, DR HT.: 6-2 WT.: 180

BATS & THROWS: Right

ACQUIRED: Signed as international free agent, Jan. 15, 2022

HIGH SCHOOL: —

COLLEGE: —

FULL NAME: Nixon Manuel Encarnacion

SIGNED BY: Rusbell Cabrera (Angels)

Year	Club	W-L	ERA	G	GS	CG	GF	SHO	SV	IP	H	R	ER	HR	HB	BB	IBB	SO	WP	BK	BAA
2022	—Angels (DSL)	3-1	3.28	9	9	0	0	0	0	35.2	30	19	13	1	8	21	0	43	14	2	.238
MINOR TOTALS			3.28	9	9	0	0	0	0	35.2	30	19	13	1	8	21	0	43	14	2	.238

MASON ERLA

RHP

For information, see 2023 Angels Player Section.

EDUARDO ESPINAL

OF

AGE: 17 BORN: Nov. 19, 2005 in Pimentel, DR

RESIDES: San Francisco de Macoris, DR HT.: 6-1 WT.: 175

BATS & THROWS: Right

ACQUIRED: Signed as international free agent, Jan. 15, 2023

HIGH SCHOOL: —

COLLEGE: —

FULL NAME: Eduardo Espinal

SIGNED BY: Frank Tejada (Angels)

Year	Club	AVG	G	AB	R	H	2B	3B	HR	RBI	SH	SF	HBP	BB	IBB	SO	SB	CS	GDP	SLG	OBP	E
Will make professional debut in 2023																						

WILIFER ESTRELLA

OF

AGE: 18 BORN: Dec. 5, 2004 in Puerto Plata, DR

RESIDES: Puerto Plata, DR HT.: 5-11 WT.: 160

BATS: Switch THROWS: Right

ACQUIRED: Signed as international free agent, Jan. 15, 2022

HIGH SCHOOL: —

COLLEGE: —

FULL NAME: Wilifer Estrella

SIGNED BY: Rusbell Cabrera (Angels)

Year	Club	AVG	G	AB	R	H	2B	3B	HR	RBI	SH	SF	HBP	BB	IBB	SO	SB	CS	GDP	SLG	OBP	E
2022	—Angels (DSL)	.230	45	87	20	20	1	1	0	6	3	0	1	10	0	29	5	5	1	.264	.316	3
MINOR TOTALS		.230	45	87	20	20	1	1	0	6	3	0	1	10	0	29	5	5	1	.264	.316	3

ISAIAS FALCON

INF

AGE: 22 BORN: Oct. 26, 2000 in San Cristobal, DR

RESIDES: Bani, DR HT.: 5-10 WT.: 165

BATS & THROWS: Right

ACQUIRED: Signed as international free agent, Nov. 7, 2019

HIGH SCHOOL: —

COLLEGE: —

FULL NAME: Isaias Falcon

SIGNED BY: Frank Tejada & Domingo Garcia (Angels)

Year	Club	AVG	G	AB	R	H	2B	3B	HR	RBI	SH	SF	HBP	BB	IBB	SO	SB	CS	GDP	SLG	OBP	E
2021	—Angels (DSL)	.252	46	131	27	33	9	0	3	18	1	0	3	15	0	50	25	5	0	.389	.342	4
2022	—Angels (ACL)	.194	18	36	6	7	1	0	0	4	0	0	0	2	0	19	1	2	0	.222	.237	2
MINOR TOTALS		.240	64	167	33	40	10	0	3	22	1	0	3	17	0	69	26	7	0	.240	.321	6

TUCKER FLINT

OF

AGE: 21 BORN: Apr. 5, 2001 in Providence, RI

RESIDES: East Greenwich, RI HT.: 6-2 WT.: 215

BATS & THROWS: Left

ACQUIRED: 13th round of 2022 First-Year Player Draft

HIGH SCHOOL: Bishop Hendricken HS (Warwick, RI)

COLLEGE: Chipola College (Marianna, FL)

FULL NAME: Tucker Steven Flint

SIGNED BY: Chris McAlpin (Angels)

Year	Club	AVG	G	AB	R	H	2B	3B	HR	RBI	SH	SF	HBP	BB	IBB	SO	SB	CS	GDP	SLG	OBP	E
2022	—Inland Empire	.287	30	101	24	29	8	0	3	20	0	1	6	23	0	40	6	1	0	.455	.443	6
MINOR TOTALS		.287	30	101	24	29	8	0	3	20	0	1	6	23	0	40	6	1	0	.455	.443	6



PLAYER DEVELOPMENT

JERSON FLORENTINO

INF

AGE: 18 BORN: Oct. 23, 2004 in Samana, DR

RESIDES: Samana, DR

HT.: 5-7 WT.: 155

BATS & THROWS: Right

ACQUIRED: Signed as international free agent, Jan. 27, 2022

HIGH SCHOOL: —

COLLEGE: —

FULL NAME: Jerson Florentino

SIGNED BY: Jonathan Genao (Angels)

Year	Club	AVG	G	AB	R	H	2B	3B	HR	RBI	SH	SF	HBP	BB	IBB	SO	SB	CS	GDP	SLG	OBP	E
2022—Angels (DSL)		.209	51	148	30	31	6	2	0	15	0	2	5	19	0	25	7	0	4	.277	.316	5
MINOR TOTALS		.209	51	148	30	31	6	2	0	15	0	2	5	19	0	25	7	0	4	.277	.316	5

JUAN FLORES

C

AGE: 17 BORN: Feb. 13, 2006 in Quibor, VZ

RESIDES: Lara, VZ

HT.: 5-10 WT.: 170

BATS & THROWS: Right

ACQUIRED: Signed as international free agent, Jan. 15, 2023

HIGH SCHOOL: —

COLLEGE: —

FULL NAME: Juan Daniel Flores

SIGNED BY: Vicente Lupo (Angels)

Year	Club	AVG	G	AB	R	H	2B	3B	HR	RBI	SH	SF	HBP	BB	IBB	SO	SB	CS	GDP	SLG	OBP	E
Will make professional debut in 2023																						

RONALDO FLORES

C

AGE: 20 BORN: May 17, 2002 in Maracay, VZ

RESIDES: Cagua, Venezuela

HT.: 6-0 WT.: 175

BATS & THROWS: Right

ACQUIRED: From San Francisco in AAA Rule 5 Draft on Dec. 7, 2022

HIGH SCHOOL: —

COLLEGE: —

FULL NAME: Ronaldo Antonio Flores

SIGNED BY: Edgar Fernandez (Giants)

Year	Club	AVG	G	AB	R	H	2B	3B	HR	RBI	SH	SF	HBP	BB	IBB	SO	SB	CS	GDP	SLG	OBP	E
2019—Giants (DSL)		.325	51	191	34	62	7	0	3	35	0	4	7	9	0	29	1	1	4	.408	.370	11
2020—		DID NOT PLAY - No Minor League Season																				
2021—Giants Bl. (ACL)		.280	38	118	13	33	7	1	0	12	0	2	3	5	0	28	0	0	5	.356	.320	4
	San Jose	.000	1	3	0	0	0	0	0	0	0	0	0	0	0	1	0	0	1	.000	.000	0
2022—Eugene		.182	5	11	1	2	1	0	0	0	0	0	0	0	0	4	0	0	0	.273	.182	0
	San Jose	.275	21	69	11	19	1	0	5	10	0	1	1	3	0	16	1	0	2	.507	.311	2
MINOR TOTALS		.296	116	392	59	116	16	1	8	57	0	7	11	17	0	78	2	1	12	.403	.337	4

DARLIN FRANCIA

RHP

AGE: 19 BORN: Nov. 29, 2003 in Higuey, DR

RESIDES: Higuey, DR

HT.: 6-5 WT.: 200

BATS & THROWS: Right

ACQUIRED: Signed as international free agent, Jan. 15, 2021

HIGH SCHOOL: —

COLLEGE: —

FULL NAME: Darlin Manuel Francia Sanchez

SIGNED BY: Jochy Cabrera & Aneudi Mercado (Angels)

Year	Club	W-L	ERA	G	GS	CG	GF	SHO	SV	IP	H	R	ER	HR	HB	BB	IBB	SO	WP	BK	BAA	
2021—Angels (DSL)		2-0	1.29	5	2	0	0	0	0	14.0	11	5	2	0	1	7	0	9	6	0	.200	
2022—		DID NOT PLAY																				
MINOR TOTALS		2-0	1.29	5	2	0	0	0	0	14.0	11	5	2	0	1	7	0	9	6	0	.200	

SADRAC FRANCO

RHP

AGE: 22 BORN: June 4, 2000 in David, Panama

RESIDES: Chiriqui, Panama

HT.: 6-0 WT.: 155

BATS & THROWS: Right

ACQUIRED: Signed as international free agent, July 2, 2017

HIGH SCHOOL: —

COLLEGE: —

FULL NAME: Sadrac Daniel Franco Caballero

SIGNED BY: Raul Gonzalez (Angels)

Year	Club	W-L	ERA	G	GS	CG	GF	SHO	SV	IP	H	R	ER	HR	HB	BB	IBB	SO	WP	BK	BAA	
2017—Angels (DSL)		1-3	3.45	7	1	0	1	0	0	15.2	15	8	6	0	0	3	0	14	0	0	.246	
2018—Angels (AZL)		1-1	4.94	12	3	0	1	0	1	31.0	30	20	17	1	0	19	0	32	10	1	.250	
	Orem	1-1	14.54	2	0	0	0	0	0	4.1	7	7	7	0	3	2	0	4	4	0	.389	
2019—Orem		0-2	5.04	8	8	0	0	0	0	25.0	28	22	14	5	1	13	0	25	7	0	.272	
2020—		DID NOT PLAY - No Minor League Season																				
2021—		DID NOT PLAY																				
2022—		INJURED - DID NOT PLAY																				
MINOR TOTALS		3-7	5.21	29	12	0	2	0	1	76.0	80	57	44	6	4	37	0	75	21	1	.265	

LUKE FRANZONI

OF

AGE: 23 BORN: Dec. 20, 1999 in Trenton, NJ

RESIDES: Robbinsville, NJ

HT.: 6-2 WT.: 220

BATS & THROWS: Right

ACQUIRED: 19th round of the 2022 First-Year Player Draft

HIGH SCHOOL: Princeton Day School (Princeton, NJ)

COLLEGE: Xavier University (Cincinnati, OH)

FULL NAME: Luke David Franzoni

SIGNED BY: John Burden (Angels)

Year	Club	AVG	G	AB	R	H	2B	3B	HR	RBI	SH	SF	HBP	BB	IBB	SO	SB	CS	GDP	SLG	OBP	E
2022—Inland Empire		.167	13	42	7	7	3	0	0	3	0	0	0	9	0	21	0	0	0	.238	.314	2
MINOR TOTALS		.167	13	42	7	7	3	0	0	3	0	0	0	9	0	21	0	0	0	.238	.314	2



CRISTIAN GARCIA

INF

AGE: 18 BORN: July 26, 2004 in Herrera, DR

RESIDES: Santo Domingo, DR HT.: 6-1 WT.: 168

BATS: Switch THROWS: Right

ACQUIRED: Signed as international free agent, June 7, 2021

HIGH SCHOOL: —

COLLEGE: —

FULL NAME: Cristian Miguel Garcia

SIGNED BY: Rusbell Cabrera (Angels)

Year	Club	AVG	G	AB	R	H	2B	3B	HR	RBI	SH	SF	HBP	BB	IBB	SO	SB	CS	GDP	SLG	OBP	E
2021—Angels (DSL)		.232	45	125	14	29	10	1	1	21	0	2	3	25	0	24	8	7	1	.352	.368	5
2022—Angels (ACL)		.236	49	165	26	39	6	2	2	29	1	3	3	17	0	43	1	1	9	.333	.314	11
MINOR TOTALS		.234	94	290	40	68	16	3	3	50	1	5	6	42	0	67	9	8	10	.341	.338	16

LEONARD GARCIA

LHP

AGE: 19 BORN: Aug. 11, 2003 in Barcelona, VZ

RESIDES: Anzoategui, VZ HT.: 6-2 WT.: 165

BATS & THROWS: Left

ACQUIRED: Signed as international free agent, Aug. 11, 2019

HIGH SCHOOL: —

COLLEGE: —

FULL NAME: Leonard Jesus Garcia Tayupo

SIGNED BY: —

Year	Club	W-L	ERA	G	GS	CG	GF	SHO	SV	IP	H	R	ER	HR	HB	BB	IBB	SO	WP	BK	BAA
2021—Angels (ACL)		3-0	4.24	12	5	0	2	0	0	40.1	45	28	19	5	4	18	0	48	2	1	.268
2022—Inland Empire		1-1	6.83	12	1	0	4	0	2	27.2	36	22	21	1	3	25	0	37	3	1	.319
	Angels (ACL)		2-2	7.20	9	5	0	1	0	30.0	38	27	24	4	1	9	0	34	2	2	.302
MINOR TOTALS		6-3	5.88	33	11	0	7	0	0	98.0	119	77	64	10	8	52	0	119	7	4	.292

MAX GIEG

RHP

AGE: 21 BORN: June 8, 2001 in Lynn, MA

RESIDES: Lynn, MA HT.: 6-5 WT.: 230

BATS & THROWS: Right

ACQUIRED: 18th round of the 2022 First-Year Player Draft

HIGH SCHOOL: St. John's Preparatory School (Danvers, MA)

COLLEGE: Boston College

FULL NAME: Joseph Maxwell Gieg

SIGNED BY: Drew Dominguez (Angels)

Year	Club	W-L	ERA	G	GS	CG	GF	SHO	SV	IP	H	R	ER	HR	HB	BB	IBB	SO	WP	BK	BAA
2022—Inland Empire		1-0	5.06	13	0	0	5	0	1	16.0	15	9	9	2	2	7	0	20	1	0	.250
MINOR TOTALS		1-0	5.06	13	0	0	5	0	1	16.0	15	9	9	2	2	7	0	20	1	0	.250

STARLIN GILL

INF

AGE: 23 BORN: Mar. 16, 2000 in San Rafael del Yuma, DR

RESIDES: Higüey, DR HT.: 5-10 WT.: 150

BATS & THROWS: Right

ACQUIRED: Signed as international free agent, Aug. 25, 2017

HIGH SCHOOL: —

COLLEGE: —

FULL NAME: Starlin Abraham Gill Brito

SIGNED BY: Domingo Garcia (Angels)

Year	Club	AVG	G	AB	R	H	2B	3B	HR	RBI	SH	SF	HBP	BB	IBB	SO	SB	CS	GDP	SLG	OBP	E	
2018—																							
2019—Angels (DSL)		.303	44	145	29	44	6	1	0	21	1	0	5	18	0	19	15	6	2	.359	.399	17	
2020—																							
2021—Name: Benjamin Thomas Gobbel																							
	Inland Empire	.156	16	64	9	10	2	1	0	6	0	0	0	1	0	20	0	0	2	.219	.169	1	
2022—Inland Empire		.173	51	133	27	23	2	0	1	13	3	2	5	19	0	34	8	4	0	.211	.296	2	
MINOR TOTALS		.230	137	418	83	96	11	2	1	46	5	2	14	50	0	88	27	13	6	.273	.331	23	

BEN GOBBEL

INF

AGE: 23 BORN: Nov. 2, 1999 in Cumming, GA

RESIDES: Cumming, GA HT.: 6-1 WT.: 190

BATS & THROWS: Right

ACQUIRED: Signed as non-drafted free agent, July 22, 2022

HIGH SCHOOL: Pinecrest Academy (Cumming, GA)

COLLEGE: Belmont Abbey College (Belmont, NC)

FULL NAME: Benjamin Thomas Gobbel

SIGNED BY: Nick Gorneault (Angels)

Year	Club	AVG	G	AB	R	H	2B	3B	HR	RBI	SH	SF	HBP	BB	IBB	SO	SB	CS	GDP	SLG	OBP	E
2022—Angels (ACL)		.184	13	49	8	9	1	0	0	4	0	1	2	4	0	11	1	1	1	.204	.268	2
MINOR TOTALS		.184	13	49	8	9	1	0	0	4	0	1	2	4	0	11	1	1	1	.204	.268	2

JOSE GODOY

C

For information, see 2023 Angels Player Section.



PLAYER DEVELOPMENT

JULIO GOFF

RHP

AGE: 23 BORN: Jan. 11, 2000 in David, Panama

RESIDES: David, Panama

HT: 5-10 WT.: 200

BATS & THROWS: Right

ACQUIRED: Signed as international free agent, Oct. 29, 2018

HIGH SCHOOL: —

COLLEGE: —

FULL NAME: Julio Goff Ibarra

SIGNED BY: Raul Gonzalez (Angels)

Year	Club	W-L	ERA	G	GS	CG	GF	SHO	SV	IP	H	R	ER	HR	HB	BB	IBB	SO	WP	BK	BAA
2019	—Angels (DSL)	1-2	9.24	4	2	0	0	0	0	12.2	21	13	3	1	4	0	13	0	0	0	.382
	Angels (AZL)	2-2	3.73	9	3	0	1	0	0	31.1	30	16	13	1	0	15	0	34	4	0	.248
2020— <i>DID NOT PLAY - No Minor League Season</i>																					
2021	—Inland Empire	5-7	3.67	23	10	0	5	0	1	95.2	87	58	39	8	5	38	1	87	6	2	.239
2022	—Inland Empire	7-9	5.51	25	17	0	4	0	2	111.0	121	83	68	12	9	44	0	115	7	6	.275
MINOR TOTALS		15-20	4.78	61	32	0	10	0	3	250.2	259	170	133	24	15	101	1	249	17	8	.264

JOSE GOMEZ

INF

AGE: 26 BORN: Dec. 10, 1996 in Caracas, VZ

RESIDES: Caracas, VZ

HT: 5-11 WT.: 175

BATS & THROWS: Right

ACQUIRED: Signed as minor league free agent, Dec. 17, 2021

HIGH SCHOOL: —

COLLEGE: —

FULL NAME: Jose Antonio Gomez

SIGNED BY: Rolando Fernandez & Orlando Medina (Rockies)

Year	Club	AVG	G	AB	R	H	2B	3B	HR	RBI	SH	SF	HBP	BB	IBB	SO	SB	CS	GDP	SLG	OBP	E
2014	—Rockies (DSL)	.263	67	243	36	64	13	1	0	18	7	0	6	17	0	33	20	12	6	.325	.327	14
2015	—Rockies (DSL)	.300	66	220	35	66	13	1	2	28	8	1	13	16	0	25	12	7	1	.395	.380	15
2016	—Grand Junction	.367	66	267	54	98	14	2	3	51	6	2	6	23	1	24	23	13	7	.468	.426	24
2017	—Phillies (GCL)	.350	2	6	1	3	0	0	0	1	0	0	0	0	0	0	0	0	0	.500	.500	1
	Asheville	.324	81	318	54	103	20	2	4	33	6	1	8	18	0	57	18	11	3	.437	.374	13
	Clearwater	.250	22	92	8	23	2	0	0	3	1	0	1	4	0	19	0	1	3	.272	.289	3
2018	—Clearwater	.224	103	357	33	80	7	2	1	24	11	0	2	15	1	65	7	2	12	.263	.259	9
2019	—Clearwater	.348	14	46	4	16	4	0	0	6	1	0	0	5	0	14	0	1	0	.435	.412	0
	Reading	.253	91	292	31	74	10	3	3	30	1	4	5	20	1	73	5	6	7	.339	.308	12
2020— <i>DID NOT PLAY - No Minor League Season</i>																						
2021	—Hartford	.247	64	219	25	54	10	0	3	17	0	0	1	13	0	62	7	1	4	.333	.292	8
	Albuquerque	.202	29	84	13	17	2	1	2	6	0	1	0	6	0	30	0	1	3	.321	.253	11
2022	—Rocket City	.260	80	281	35	73	18	0	5	27	0	1	8	22	0	71	6	7	9	.377	.330	7
	Salt Lake	.225	30	102	14	23	7	2	2	13	2	0	1	7	0	27	2	0	2	.392	.282	2
MINOR TOTALS		.275	715	2527	343	694	120	14	25	257	43	10	51	166	3	500	100	62	57	.363	.331	119

MIGUEL GOMEZ

RHP

AGE: 18 BORN: Jan. 5, 2005 in San Miguelito, Panama

RESIDES: San Miguelito, Panama

HT: 6-2 WT.: 170

BATS & THROWS: Right

ACQUIRED: Signed as international free agent, Jan. 15, 2022

HIGH SCHOOL: —

COLLEGE: —

FULL NAME: Miguel Angel Gomez

SIGNED BY: Raul Gonzalez (Angels)

Year	Club	W-L	ERA	G	GS	CG	GF	SHO	SV	IP	H	R	ER	HR	HB	BB	IBB	SO	WP	BK	BAA
2022	—Angels (DSL)	1-1	6.60	11	0	0	6	0	0	15.0	14	16	11	2	0	15	0	9	7	0	.233
MINOR TOTALS		1-1	6.60	11	0	0	6	0	0	15.0	14	16	11	2	0	15	0	9	7	0	.233

YENDY GOMEZ

RHP

AGE: 19 BORN: Dec. 19, 2003 in Pepillo Salcedo, DR

RESIDES: San Francisco de Macoris, DR HT: 6-2 WT.: 170

BATS & THROWS: Right

ACQUIRED: Signed as international free agent, March 9, 2021

HIGH SCHOOL: —

COLLEGE: —

FULL NAME: Yendy German Gomez

SIGNED BY: Jochy Cabrera (Angels)

Year	Club	W-L	ERA	G	GS	CG	GF	SHO	SV	IP	H	R	ER	HR	HB	BB	IBB	SO	WP	BK	BAA
2021	—Angels (DSL)	1-4	6.59	12	8	0	2	0	0	41.0	51	42	30	5	10	18	0	29	17	1	.302
2022	—Angels (ACL)	1-2	10.69	7	2	0	1	0	0	16.0	22	23	19	2	0	13	0	13	1	0	.328
MINOR TOTALS		2-6	7.74	19	10	0	3	0	0	57.0	73	65	49	7	10	31	0	42	18	1	.309

JENRRY GONZALEZ

LHP

AGE: 21 BORN: June 7, 2001 in Merida, Venezuela

RESIDES: Merida, Venezuela

HT: 5-10 WT.: 160

BATS & THROWS: Left

ACQUIRED: Signed as international free agent, July 6, 2017

HIGH SCHOOL: —

COLLEGE: —

FULL NAME: Jenrry Jose Gonzalez Benites

SIGNED BY: Andres Garcia & Marlon Urdaneta (Angels)

Year	Club	W-L	ERA	G	GS	CG	GF	SHO	SV	IP	H	R	ER	HR	HB	BB	IBB	SO	WP	BK	BAA
2018	—Angels (DSL)	1-4	3.56	13	11	0	0	0	0	43.0	39	25	17	1	3	15	0	38	7	1	.236
2019	—Angels (AZL)	3-2	4.34	10	4	0	4	0	1	37.1	32	25	18	1	1	23	0	53	7	1	.227
	Orem	0-1	5.40	2	2	0	0	0	0	6.2	6	5	4	0	2	5	0	14	1	0	.214
2020— <i>DID NOT PLAY - No Minor League Season</i>																					
2021— <i>DID NOT PLAY</i>																					
2022	—Angels (ACL)	3-0	0.89	15	0	0	11	0	4	20.1	9	4	2	1	3	5	0	32	2	0	.130
MINOR TOTALS		7-7	3.44	40	17	0	15	0	5	107.1	86	59	41	3	9	48	0	137	17	2	.213



JUNIOR GONZALEZ

RHP

AGE: 17 BORN: Sept. 16, 2005 in Los Alcarrazos, DR

RESIDES: Santo Domingo Norte, DR HT.: 6-3 WT.: 190

BATS & THROWS: Right

ACQUIRED: Signed as international free agent, Jan. 15, 2023

HIGH SCHOOL: —

COLLEGE: —

FULL NAME: Junior Alberto Gonzalez

SIGNED BY: Jochy Cabrera (Angels)

Year	Club	W-L	ERA	G	GS	CG	GF	SHO	SV	IP	H	R	ER	HR	HB	BB	IBB	SO	WP	BK	BAA
------	------	-----	-----	---	----	----	----	-----	----	----	---	---	----	----	----	----	-----	----	----	----	-----

Will make professional debut in 2023

OSMY GREGORIO

INF

AGE: 24 BORN: May 27, 1998 in San Pedro de Macoris, DR

RESIDES: Boca Chica, DR HT.: 6-2 WT.: 175

BATS & THROWS: Right

ACQUIRED: Signed as minor league free agent, Dec. 11, 2021

HIGH SCHOOL: —

COLLEGE: —

FULL NAME: Osmey Gregorio

SIGNED BY: Emilio De Los Santos & Eddy Toledo (Mariners)

Year	Club	AVG	G	AB	R	H	2B	3B	HR	RBI	SH	SF	HBP	BB	IBB	SO	SB	CS	GDP	SLG	OBP	E
2016	—Mariners (DSL)	.227	46	172	26	39	5	3	1	10	2	0	5	24	1	30	6	7	2	.308	.338	11
2017	—Mariners (AZL)	.220	50	191	28	42	7	3	2	23	6	3	2	17	0	70	14	1	2	.319	.286	15
	Everett	.222	5	18	1	4	0	0	0	3	0	0	0	2	0	10	1	0	0	.222	.300	5
2018	—Princeton	.245	39	143	25	35	6	2	3	21	1	2	4	15	0	31	6	2	4	.378	.329	3
2019	—Bowling Green	.201	115	408	58	82	14	2	7	37	1	4	5	36	0	111	19	4	9	.297	.272	33
2020	—																					
2021	—Bowling Green	.162	38	130	14	21	7	0	1	13	2	1	0	8	0	36	1	1	6	.238	.209	3
2022	—Tri-City	.255	113	444	58	113	18	6	2	44	3	4	3	32	0	125	22	8	17	.336	.306	10
MINOR TOTALS		.223	406	1506	210	336	57	16	16	151	15	14	19	134	1	413	69	23	40	.314	.292	80

DID NOT PLAY - No Minor League Season

FERNANDO GUANARE

RHP

AGE: 19 BORN: June 21, 2003 in Puerto La Cruz, Venezuela

RESIDES: Puerto La Cruz, Venezuela HT.: 6-1 WT.: 150

BATS & THROWS: Right

ACQUIRED: Signed as international free agent, Jan. 15, 2021

HIGH SCHOOL: —

COLLEGE: —

FULL NAME: Fernando Jose Guanare Rodriguez

SIGNED BY: Ender Gonzalez & Andres Garcia (Angels)

Year	Club	W-L	ERA	G	GS	CG	GF	SHO	SV	IP	H	R	ER	HR	HB	BB	IBB	SO	WP	BK	BAA
2021	—Angels (DSL)	4-1	1.96	9	9	1	0	0	0	46.0	40	13	10	0	4	1	0	49	5	2	.231
	Angels (ACL)	0-0	0.00	1	1	0	0	0	0	4.0	1	0	0	0	1	0	0	4	0	0	.071
2022	—Inland Empire	3-5	6.60	25	14	0	6	0	1	73.2	87	64	54	9	11	33	4	71	12	6	.296
MINOR TOTALS		7-6	4.66	35	24	1	6	1	1	123.2	128	77	64	9	16	34	4	124	17	8	.266

DENZER GUZMAN

INF

AGE: 19 BORN: Feb. 8, 2004 in San Pedro de Macoris, DR

RESIDES: San Pedro de Macoris, DR HT.: 6-1 WT.: 180

BATS & THROWS: Right

ACQUIRED: Signed as international free agent, Jan. 15, 2021

HIGH SCHOOL: —

COLLEGE: —

FULL NAME: Denzer Guzman Daniel

SIGNED BY: Domingo Garcia (Angels)

Year	Club	AVG	G	AB	R	H	2B	3B	HR	RBI	SH	SF	HBP	BB	IBB	SO	SB	CS	GDP	SLG	OBP	E
2021	—Angels (DSL)	.213	44	141	21	30	10	1	3	27	0	2	1	20	0	24	11	7	3	.362	.311	12
2022	—Angels (ACL)	.286	52	192	38	55	11	3	3	33	0	2	2	15	0	44	3	1	2	.422	.341	11
	Inland Empire	.176	5	17	2	3	0	0	0	2	0	0	0	6	1	10	1	0	0	.176	.391	2
MINOR TOTALS		.251	101	350	61	88	21	4	6	62	0	4	3	41	1	78	15	8	5	.386	.332	25

EMILKER GUZMAN

RHP

AGE: 24 BORN: Feb. 10, 1999 in Caracas, VZ

RESIDES: Caracas, VZ HT.: 5-10 WT.: 160

BATS & THROWS: Right

ACQUIRED: Signed as international free agent, May 9, 2017

HIGH SCHOOL: —

COLLEGE: —

FULL NAME: Emilker Jose Guzman Beomon

SIGNED BY: Jochy Cabrera & Frankie Thon, Jr. (Angels)

Year	Club	W-L	ERA	G	GS	CG	GF	SHO	SV	IP	H	R	ER	HR	HB	BB	IBB	SO	WP	BK	BAA	
2017	—Angels (DSL)	6-0	1.02	17	1	1	8	0	0	44.0	24	8	5	0	3	11	3	30	2	0	.162	
2018	—Angels (AZL)	1-2	3.38	11	9	0	0	0	0	37.1	36	16	14	2	1	7	0	31	3	0	.250	
	Orem	0-1	4.70	2	1	0	0	0	0	7.2	6	4	4	0	0	4	0	5	0	0	.231	
2019	—Orem	3-7	4.82	15	12	0	1	0	0	61.2	63	42	33	5	3	14	0	59	8	1	.263	
2020	—																					
2021	—Inland Empire	3-5	2.26	35	0	0	24	0	12	51.2	43	26	13	3	5	15	3	53	2	0	.219	
2022	—Tri-City	3-5	1.98	40	0	0	18	0	3	50.0	39	21	11	2	0	19	1	63	4	2	.205	
MINOR TOTALS		16-20	2.85	120	23	1	51	0	15	252.1	211	117	80	12	12	70	7	241	19	3	.224	

DID NOT PLAY - No Minor League Season

PLAYER DEVELOPMENT



PLAYER DEVELOPMENT

MO HANLEY

LHP

AGE: 23 **BORN:** July 19, 1999 in St. Thomas, US Virgin Islands **RESIDES:** Tampa, FL **HT.:** 6-2 **WT.:** 195
BATS & THROWS: Left **ACQUIRED:** 13th round of 2021 First-Year Player Draft **COLLEGE:** Adrian College
HIGH SCHOOL: Chamberlain HS (Tampa, FL) **SIGNED BY:** Jayson Durocher (Angels)
FULL NAME: Jahshimo Shakeem Hanley
Year Club W-L ERA G GS CG GF SHO SV IP H R ER HR HB BB IBB SO WP BK BAA
 2022— *INJURED — DID NOT PLAY*

HOUSTON HARDING

LHP

AGE: 24 **BORN:** May 22, 1998 in Coldwater, MS **RESIDES:** Walls, MS **HT.:** 6-1 **WT.:** 230
BATS & THROWS: Left **ACQUIRED:** Signed as non-drafted free agent, July 21, 2021 **COLLEGE:** Mississippi State University
HIGH SCHOOL: Evangelical Christian School (TN) **SIGNED BY:** N/A
FULL NAME: Charles Houston Harding
Year Club W-L ERA G GS CG GF SHO SV IP H R ER HR HB BB IBB SO WP BK BAA
 2021—Angels (ACL) 0-0 3.60 2 0 0 0 0 0 5.0 5 2 2 0 0 1 0 5 0 0 .250
 Rocket City 0-0 5.40 2 0 0 0 0 0 5.0 7 3 3 1 0 0 0 3 0 0 .318
 2022—Tri-City 2-0 4.58 23 0 0 7 0 0 37.1 36 22 19 5 2 17 2 43 2 0 .252
MINOR TOTALS 2-0 4.56 27 0 0 7 0 0 47.1 48 27 24 6 2 18 2 51 2 0 .259

AARON HERNANDEZ

RHP

AGE: 26 **BORN:** Dec. 2, 1996 in Corpus Christi, TX **RESIDES:** Denver, CO **HT.:** 6-1 **WT.:** 170
BATS & THROWS: Right **ACQUIRED:** Third round of 2018 First-Year Player Draft **COLLEGE:** Texas A&M-Corpus Christi
HIGH SCHOOL: Foy H. Moody HS (Corpus Christi, TX) **SIGNED BY:** Rudy Vasquez (Angels)
FULL NAME: Aaron Alexander Hernandez
Year Club W-L ERA G GS CG GF SHO SV IP H R ER HR HB BB IBB SO WP BK BAA
 2018— *DID NOT PLAY*
 2019—Inland Empire 1-4 4.46 20 15 0 2 0 0 72.2 75 38 36 6 7 46 0 81 9 0 .269
 2020— *DID NOT PLAY - No Minor League Season*
 2021—Tri-City 1-2 1.93 5 5 0 0 0 0 18.2 11 4 4 0 0 13 0 20 1 0 .175
 Rocket City 3-4 7.11 11 10 1 0 0 0 44.1 52 44 35 7 3 31 0 58 1 0 .278
 2022—Rocket City 3-4 5.48 35 3 0 10 0 3 47.2 47 31 29 8 5 20 0 50 5 1 .253
MINOR TOTALS 8-14 5.11 71 33 1 12 0 3 183.1 185 117 104 21 15 110 0 209 16 1 .259

BRYAN HERNANDEZ

RHP

AGE: 18 **BORN:** May 25, 2004 in Sabana de la Mar, DR **RESIDES:** San Pedro de Macoris, DR **HT.:** 6-1 **WT.:** 145
BATS & THROWS: Right **ACQUIRED:** Signed as international free agent, April 20, 2021 **COLLEGE:** —
HIGH SCHOOL: — **SIGNED BY:** Domingo Garcia (Angels)
FULL NAME: Bryan Hernandez
Year Club W-L ERA G GS CG GF SHO SV IP H R ER HR HB BB IBB SO WP BK BAA
 2021—Angels (DSL) 1-2 1.96 13 0 0 4 0 0 23.0 12 9 5 2 6 18 0 21 11 0 .152
 2022—Angels (DSL) 0-1 12.21 12 3 0 3 0 0 14.0 12 22 19 1 4 25 0 19 15 0 .218
MINOR TOTALS 1-3 5.84 25 3 0 7 0 0 37.0 24 31 24 3 10 43 0 40 26 0 .179

GABRIEL HERNANDEZ

RHP

AGE: 21 **BORN:** Jan. 22, 2002 in Araya, VZ **RESIDES:** Araya, VZ **HT.:** 6-1 **WT.:** 160
BATS & THROWS: Right **ACQUIRED:** Signed as international free agent, July 2, 2018 **COLLEGE:** —
HIGH SCHOOL: — **SIGNED BY:** Ender Gonzalez & Marlon Urdaneta (Angels)
FULL NAME: Gabriel Jose Hernandez Millan
Year Club W-L ERA G GS CG GF SHO SV IP H R ER HR HB BB IBB SO WP BK BAA
 2019— *DID NOT PLAY*
 2020— *DID NOT PLAY - No Minor League Season*
 2021—Angels (ACL) 1-2 4.50 19 0 0 15 0 8 22.0 22 13 11 1 2 10 1 24 1 0 .244
 2022—Inland Empire 2-3 4.95 34 1 0 8 0 1 63.2 60 39 35 9 4 35 1 41 4 0 .250
MINOR TOTALS 3-5 4.83 53 1 0 23 0 9 85.2 82 52 46 10 6 45 2 65 5 0 .248

LUIS HERNANDEZ

OF

AGE: 17 **BORN:** Feb. 10, 2006 in Guarenas, VZ **RESIDES:** Miranda, VZ **HT.:** 5-10 **WT.:** 175
BATS & THROWS: Right **ACQUIRED:** Signed as international free agent, Jan. 15, 2023 **COLLEGE:** —
HIGH SCHOOL: — **SIGNED BY:** Joel Chicarelli (Angels)
FULL NAME: Luis Jose Hernandez
Year Club AVG G AB R H 2B 3B HR RBI SH SF HBP BB IBB SO SB CS GDP SLG OBP E
 Will make professional debut in 2023

PLAYER DEVELOPMENT



EDWIN HIDALGO

C

AGE: 19 **BORN:** Aug. 12, 2003 in Atalaya, Panama
BATS & THROWS: Right
HIGH SCHOOL: —

RESIDES: Santiago, Panama **HT.:** 6-1 **WT.:** 177
ACQUIRED: Signed as international free agent, Jan. 15, 2021
COLLEGE: —

FULL NAME: Edwin Zaid Hidalgo Osorio

SIGNED BY: Raul Gonzalez (Angels)

Year	Club	AVG	G	AB	R	H	2B	3B	HR	RBI	SH	SF	HBP	BB	IBB	SO	SB	CS	GDP	SLG	OBP	E
2021	—Angels (DSL)	.220	36	118	12	26	10	0	2	19	0	2	9	5	0	31	2	1	1	.356	.299	0
2022	—Angels (ACL)	.158	6	19	2	3	1	0	0	0	0	0	0	1	0	3	0	0	1	.211	.200	0
MINOR TOTALS		.212	42	137	14	29	11	0	2	19	0	2	9	6	0	34	2	1	2	.336	.286	0

JONATHAN HOLDER

RHP

For information, see 2023 Angels Player Section.

WILLIAM HOLMES

RHP/DH

AGE: 22 **BORN:** Dec. 22, 2000 in Wyandotte, MI
BATS & THROWS: Right
HIGH SCHOOL: Western International HS (Detroit, MI)
FULL NAME: William Xavier Holmes

RESIDES: Taylor, MI **HT.:** 6-2 **WT.:** 185
ACQUIRED: Fifth round of 2018 First-Year Player Draft
COLLEGE: —
SIGNED BY: Drew Dominguez (Angels)

Pitching:

Year	Club	W-L	ERA	G	GS	CG	GF	SHO	SV	IP	H	R	ER	HR	HB	BB	IBB	SO	WP	BK	BAA
2018	—									<i>DID NOT PITCH</i>											
2019	—Angels (AZL)	0-2	5.71	7	6	0	0	0	0	17.1	15	12	11	2	2	16	0	25	8	0	.238
	Orem	0-0	3.86	2	2	0	0	0	0	7.0	4	3	3	2	1	4	0	13	0	0	.182
2020	—									<i>DID NOT PLAY - Participated at Angels Alternate Training Site</i>											
2021	—Angels (ACL)	0-0	---	1	0	0	0	0	0	0.0	0	1	1	0	0	2	0	0	1	0	.000
2022	—									<i>DID NOT PLAY</i>											
MINOR TOTALS		0-2	5.55	10	8	0	0	0	0	24.1	19	16	15	4	3	22	0	38	9	0	.224

Batting:

Year	Club	AVG	G	AB	R	H	2B	3B	HR	RBI	SH	SF	HBP	BB	IBB	SO	SB	CS	GDP	SLG	OBP	E
2018	—Angels (AZL)	.220	30	100	13	22	4	0	0	8	0	1	5	11	0	34	4	0	2	.260	.325	0
2019	—Angels (AZL)	.306	9	36	2	11	1	1	0	8	0	0	1	5	0	13	3	1	3	.389	.405	0
	Orem	.429	2	7	1	3	1	0	1	6	0	0	0	2	0	0	0	0	0	1.000	.556	0
2020	—									<i>DID NOT PLAY - Participated at Angels Alternate Training Site</i>												
2021	—Angels (ACL)	.150	8	20	1	3	0	0	0	1	0	0	0	1	0	11	0	0	0	.150	.190	0
2022	—									<i>DID NOT PLAY</i>												
MINOR TOTALS		.252	41	143	16	36	6	1	1	22	0	1	6	18	0	49	7	1	5	.329	.357	0

MASON HOLT

OF

AGE: 24 **BORN:** Oct. 20, 1998 in Dallas, TX
BATS & THROWS: Right
HIGH SCHOOL: Coppell HS (Coppell, TX)
FULL NAME: Mason Riley Holt

RESIDES: Coppell, TX **HT.:** 5-11 **WT.:** 190
ACQUIRED: Signed as non-drafted free agent, July 20, 2022
COLLEGE: University of Louisiana at Monroe (Monroe, LA)
SIGNED BY: Brian Gordon (Angels)

Year	Club	AVG	G	AB	R	H	2B	3B	HR	RBI	SH	SF	HBP	BB	IBB	SO	SB	CS	GDP	SLG	OBP	E
2022	—Angels (ACL)	.296	16	54	9	16	3	1	0	9	0	0	3	4	0	20	6	0	1	.389	.377	0
MINOR TOTALS		.296	16	54	9	16	3	1	0	9	0	0	3	4	0	20	6	0	1	.389	.377	0

NICK HORVATH

LHP

AGE: 26 **BORN:** July 13, 1996 in Jupiter, FL
BATS: Right **THROWS:** Left
HIGH SCHOOL: Palm Beach Gardens HS (Palm Beach Gardens, FL)
FULL NAME: Nick Horvath

RESIDES: Jupiter, FL **HT.:** 5-11 **WT.:** 200
ACQUIRED: Signed as minor league free agent, Sept. 5, 2022
COLLEGE: University of Florida (Gainesville, FL)
SIGNED BY: Arthur McConnehead (Orioles)

Pitching:

Year	Club	W-L	ERA	G	GS	CG	GF	SHO	SV	IP	H	R	ER	HR	HB	BB	IBB	SO	WP	BK	BAA
2021	—Québec (Ind.)	2-7	4.94	30	6	0	6	0	0	51.0	59	31	28	8	2	27	2	55	5	0	-
2022	—Québec (Ind.)	3-3	1.76	45	0	0	-	0	6	46.0	29	11	9	1	-	21	-	60	-	-	-
IND. TOTALS		5-10	3.43	75	6	0	6	0	6	97.0	88	42	37	9	2	48	2	115	5	0	-

Batting:

Year	Club	AVG	G	AB	R	H	2B	3B	HR	RBI	SH	SF	HBP	BB	IBB	SO	SB	CS	GDP	SLG	OBP	E
2018	—Aberdeen	.238	47	160	28	38	11	2	4	22	1	2	2	21	0	48	3	0	0	.406	.330	0
2019	—Delmarva	.200	113	375	53	75	17	2	7	40	2	3	10	53	0	113	17	8	3	.312	.313	3
2020	—Joliet (Ind.)	.182	8	11	1	2	1	1	0	1	0	0	1	3	0	4	1	0	0	.455	.400	3
2021	—Québec (Ind.)	.097	49	31	5	3	0	0	0	4	0	2	0	3	0	12	3	0	0	.097	.167	0
2022	—Québec (Ind.)									<i>DID NOT BAT</i>												
MINOR TOTALS		.211	160	535	81	113	28	4	11	62	3	5	12	74	0	161	20	8	3	.340	.318	3
IND. TOTALS		.119	57	42	6	5	1	1	0	5	0	2	1	6	0	16	4	0	0	.191	.235	0

PLAYER DEVELOPMENT



PLAYER DEVELOPMENT

ZACH HUMPHREYS

C

AGE: 25 BORN: Oct. 9, 1997 in Dallas, TX

BATS & THROWS: Right

HIGH SCHOOL: Midlothian HS (Midlothian, TX)

FULL NAME: Zachary Ryan Humphreys

Year	Club	AVG	G	AB	R	H	2B	3B	HR	RBI	SH	SF	HBP	BB	IBB	SO	SB	CS	GDP	SLG	OBP	E
2021—Tri-City		.226	10	31	2	7	2	0	0	1	0	0	1	3	0	14	1	0	0	.290	.314	0
2022—Rocket City		.248	69	230	43	57	7	1	7	28	0	3	1	51	0	57	8	3	5	.378	.382	9
MINOR TOTALS		.245	79	261	45	64	9	1	7	29	0	3	2	54	0	71	9	3	5	.368	.375	9

RESIDES: Midlothian, TX

HT.: 5-10 WT.: 195

ACQUIRED: Signed as non-drafted free agent, July 13, 2021

COLLEGE: Texas Christian University (Fort Worth, TX)

SIGNED BY: —

JOEL HURTADO

RHP

AGE: 22 BORN: Feb. 6, 2001 in Puerto Plata, DR

BATS & THROWS: Right

HIGH SCHOOL: —

FULL NAME: Joel Alexander Hurtado

Year	Club	W-L	ERA	G	GS	CG	GF	SHO	SV	IP	H	R	ER	HR	HB	BB	IBB	SO	WP	BK	BAA
2022—Angels (DSL)		1-1	3.50	5	4	0	0	0	0	18.0	12	8	7	3	1	9	0	21	4	1	.190
MINOR TOTALS		1-1	3.50	5	4	0	0	0	0	18.0	12	8	7	3	1	9	0	21	4	1	.190

RESIDES: Puerto Plata, DR

HT.: 6-2 WT.: 180

ACQUIRED: Signed as international free agent, June 27, 2022

COLLEGE: —

SIGNED BY: Jonathan Genao & Rusbell Cabrera (Angels)

JEREMIAH JACKSON

INF

For information, see 2023 Angels Player Section.

NICK JONES

LHP

AGE: 24 BORN: Jan. 22, 1999 in Johns Creek, GA

BATS & THROWS: Left

HIGH SCHOOL: Chattahoochee HS (Johns Creek, GA)

FULL NAME: Nicholas Michael Jones

Year	Club	W-L	ERA	G	GS	CG	GF	SHO	SV	IP	H	R	ER	HR	HB	BB	IBB	SO	WP	BK	BAA
2021—Angels (ACL)		1-0	3.27	7	0	0	1	0	0	11.0	10	6	4	0	1	3	0	15	1	1	.227
	Inland Empire	0-0	13.50	3	0	0	1	0	0	3.1	5	5	5	1	0	3	0	4	0	0	.333
2022—Tri-City		1-1	5.63	8	0	0	2	0	1	8.0	6	6	5	0	0	5	0	13	1	0	.194
	Rocket City	3-0	4.11	31	0	0	11	0	1	35.0	27	17	16	2	5	26	0	44	9	1	.211
MINOR TOTALS		5-1	4.71	49	0	0	15	0	2	57.1	48	34	30	3	6	37	0	76	11	2	.220

RESIDES: Johns Creek, GA

HT.: 6-7 WT.: 210

ACQUIRED: Eighth round of 2018 First-Year Player Draft

COLLEGE: Georgia Southern University

SIGNED BY: Chris McAlpin (Angels)

TAYLOR JONES

INF

For information, see 2023 Angels Player Section.0

BEN JOYCE

RHP

For information, see 2023 Angels Player Section.

JAKE KALISH

LHP

For information, see 2023 Angels Player Section.

KYLE KASSER

INF

AGE: 27 BORN: Oct. 12, 1995 in Brea, CA

BATS: Left THROWS: Right

HIGH SCHOOL: Brea Olinda HS (Brea, CA)

FULL NAME: Kyle Vincent Kasser

Year	Club	AVG	G	AB	R	H	2B	3B	HR	RBI	SH	SF	HBP	BB	IBB	SO	SB	CS	GDP	SLG	OBP	E	
2018—Idaho Falls		.357	42	171	25	61	6	0	1	29	1	1	0	13	0	17	1	0	2	.409	.400	5	
2019—Lexington		.300	9	30	5	9	0	0	0	3	0	0	0	5	0	2	3	0	1	.300	.400	1	
	Wilmington	.303	62	198	22	60	6	1	0	17	4	1	2	17	0	24	7	6	2	.343	.362	2	
2020—		<i>DID NOT PLAY - No Minor League Season</i>																					
2021—Tri-City		.251	80	279	33	70	15	0	1	24	3	3	1	28	1	46	6	2	4	.315	.318	6	
2022—Tri-City		.272	66	243	24	66	6	0	1	17	2	2	0	35	1	31	15	3	4	.409	.361	9	
	Salt Lake	.299	28	77	12	23	6	1	1	10	0	1	1	12	0	16	1	0	2	.442	.396	2	
MINOR TOTALS		.290	287	998	121	289	39	2	4	100	10	8	4	110	2	136	33	11	15	.345	.360	25	

RESIDES: Brea, CA

HT.: 5-10 WT.: 180

ACQUIRED: Signed as minor league free agent, April 6, 2021

COLLEGE: University of Oregon

SIGNED BY: Joe Ross (Royals)



BRETT KERRY

RHP

AGE: 23	BORN: April 12, 1999 in Clemmons, NC	RESIDES: Clemmons, NC	HT.: 6-0	WT.: 205
BATS & THROWS: Right	HIGH SCHOOL: Wesleyan Christian Academy (High Point, NC)	ACQUIRED: Fifth round of 2021 First-Year Player Draft		
FULL NAME: Brett Dustin Kerry	COLLEGE: University of South Carolina	SIGNED BY: Nick Gorneault (Angels)		

Year	Club	W-L	ERA	G	GS	CG	GF	SHO	SV	IP	H	R	ER	HR	HB	BB	IBB	SO	WP	BK	BAA
2021	Inland Empire	0-0	1.93	4	4	0	0	0	0	9.1	6	2	2	0	0	4	0	17	1	0	.182
	Rocket City	0-0	0.00	1	1	0	0	0	0	5.0	2	0	0	0	0	1	0	2	0	0	.133
2022	Rocket City	5-7	4.46	25	20	0	1	0	1	103.0	112	53	51	19	3	30	0	118	6	0	.279
MINOR TOTALS		5-7	4.07	30	25	0	1	0	1	117.1	120	55	53	19	3	35	0	137	7	0	.267

KEYTHEL KEY

RHP

AGE: 19	BORN: Oct. 10, 2003 in El Tigrito, VZ	RESIDES: Valencia, VZ	HT.: 6-3	WT.: 180
BATS & THROWS: Right	HIGH SCHOOL: —	ACQUIRED: Signed as an international free agent, Feb. 26, 2021		
FULL NAME: Keythel David Key	COLLEGE: —	SIGNED BY: Brian Parker (Angels)		

Year	Club	W-L	ERA	G	GS	CG	GF	SHO	SV	IP	H	R	ER	HR	HB	BB	IBB	SO	WP	BK	BAA
2021	Angels (DSL)	0-0	1.64	4	3	0	1	0	0	11.0	6	2	2	0	0	3	0	7	1	0	.154
2022	Angels (ACL)	0-0	16.20	1	0	0	0	0	0	1.2	0	3	3	0	2	2	0	3	0	0	.000
MINOR TOTALS		0-0	3.55	5	3	0	1	0	0	12.2	6	5	5	0	2	5	0	10	1	0	.136

BRENT KILLAM

LHP

AGE: 25	BORN: Mar. 26, 1998 in Sarasota, FL	RESIDES: Nokomis, FL	HT.: 5-11	WT.: 180
BATS & THROWS: Left	HIGH SCHOOL: Venice HS (Venice, FL)	ACQUIRED: 11th round of 2019 First-Year Player Draft		
FULL NAME: Brent Michael Killam	COLLEGE: Georgetown University (Washington, DC)	SIGNED BY: Kennard Jones (Angels)		

Year	Club	W-L	ERA	G	GS	CG	GF	SHO	SV	IP	H	R	ER	HR	HB	BB	IBB	SO	WP	BK	BAA
2019	—	—	—	—	—	—	—	—	—	DID NOT PLAY											
2020	—	—	—	—	—	—	—	—	—	DID NOT PLAY - No Minor League Season											
2021	Angels (ACL)	0-0	0.00	1	1	0	0	0	0	1.0	3	0	0	0	0	0	0	2	0	0	.600
	Inland Empire	1-2	2.63	5	5	0	0	0	0	24.0	14	8	7	2	0	9	0	41	0	0	.171
	Tri-City	0-2	4.24	5	5	0	0	0	0	17.0	11	8	8	2	2	11	0	21	1	1	.200
2022	Rocket City	2-3	8.39	9	7	0	1	0	0	34.1	48	36	32	11	8	13	0	37	3	0	.329
	Angels (ACL)	0-1	3.38	2	2	0	0	0	0	5.1	6	2	2	0	1	1	0	7	0	1	.273
	Tri-City	2-4	4.89	10	10	0	0	0	0	46.0	54	27	25	10	5	16	0	50	3	4	.295
MINOR TOTALS		5-12	5.22	32	30	0	1	0	0	127.2	136	81	74	25	16	50	0	158	7	6	.276

DYLAN KING

RHP

AGE: 26	BORN: Dec. 5, 1996 in Murfreesboro, TN	RESIDES: Murfreesboro, TN	HT.: 6-3	WT.: 190
BATS & THROWS: Right	HIGH SCHOOL: Riverdale HS (Murfreesboro, TN)	ACQUIRED: 18th round of 2018 First-Year Player Draft		
FULL NAME: Dylan Tyler King	COLLEGE: Belmont University (TN)	SIGNED BY: Joel Murrie (Angels)		

Year	Club	W-L	ERA	G	GS	CG	GF	SHO	SV	IP	H	R	ER	HR	HB	BB	IBB	SO	WP	BK	BAA
2018	—	—	—	—	—	—	—	—	—	DID NOT PLAY											
2019	Orem	0-1	5.40	2	2	0	0	0	0	6.2	8	7	4	0	1	3	0	8	0	0	.296
	Burlington	1-1	4.26	11	2	0	1	0	0	31.2	18	20	15	1	1	24	0	40	5	0	.164
2020	—	—	—	—	—	—	—	—	—	DID NOT PLAY - No Minor League Season											
2021	Angels (ACL)	0-0	0.00	2	2	0	0	0	0	3.0	0	0	0	0	0	0	0	3	0	0	.000
	Tri-City	2-4	7.55	12	5	0	3	0	1	39.1	43	36	33	10	2	14	0	64	6	0	.265
2022	Tri-City	2-2	2.32	20	4	0	2	0	0	50.1	33	14	13	4	2	17	0	69	1	0	.185
	Salt Lake	0-1	6.75	1	1	0	0	0	0	4.0	4	3	3	0	0	5	0	1	0	0	.286
MINOR TOTALS		5-9	4.53	48	16	0	6	0	1	135.0	106	80	68	15	6	63	0	185	12	0	.212

D'SHAWN KNOWLES

OF

AGE: 22	BORN: Jan. 16, 2001 in New Providence, Bahamas	RESIDES: Broomfield, CO	HT.: 6-0	WT.: 165
BATS: Switch	THROWS: Right	ACQUIRED: Signed as international free agent, July 2, 2017		
HIGH SCHOOL: —	COLLEGE: —	SIGNED BY: Frankie Thon Jr., Ralph Reyes & Rick Wilson (Angels)		

Year	Club	AVG	G	AB	R	H	2B	3B	HR	RBI	SH	SF	HBP	BB	IBB	SO	SB	CS	GDP	SLG	OBP	E
2018	Angels (AZL)	.301	30	113	19	34	4	1	14	0	1	1	15	1	27	7	4	0	.381	.385	1	
	Orem	.321	28	109	27	35	9	2	4	15	0	1	13	0	38	2	3	2	.550	.398	3	
2019	Orem	.241	64	253	38	61	11	4	6	28	0	8	3	26	1	76	5	4	5	.387	.310	5
2020	—	—	—	—	—	—	—	—	—	DID NOT PLAY - No Minor League Season												
2021	Inland Empire	.227	84	361	61	82	21	5	5	48	4	1	2	25	0	114	31	1	8	.355	.280	9
2022	Inland Empire	.328	38	137	25	45	9	2	1	23	1	1	2	24	1	38	9	2	1	.445	.433	7
	Tri-City	.234	84	321	44	75	10	2	1	26	7	2	3	32	0	101	13	4	6	.287	.307	2
MINOR TOTALS		.257	328	1294	214	332	64	16	18	154	12	13	12	135	3	394	67	18	22	.372	.329	27

PLAYER DEVELOPMENT



PLAYER DEVELOPMENT

JACK KOCHANOWICZ

RHP

AGE: 22 BORN: Dec. 22, 2000 in Philadelphia, PA

RESIDES: Bala Cynwyd, PA HT.: 6-6 WT.: 220

BATS: Left THROWS: Right

ACQUIRED: Third round of 2019 First-Year Player Draft

HIGH SCHOOL: Harriston HS (Bryn Mawr, PA)

COLLEGE: —

FULL NAME: Jack Von Kochanowicz

SIGNED BY: Kennard Jones (Angels)

Year	Club	W-L	ERA	G	GS	CG	GF	SHO	SV	IP	H	R	ER	HR	HB	BB	IBB	SO	WP	BK	BAA
2019—										DID NOT PLAY											
2020—										DID NOT PLAY - Participated at Angels Alternate Training Site											
2021—Inland Empire	4-2	6.91	20	18	0	0	0	0	0	83.1	102	72	64	12	3	35	0	73	10	0	.297
2022—Inland Empire	4-4	4.99	17	9	0	1	0	0	0	57.2	57	36	32	6	3	18	0	53	5	0	.253
MINOR TOTALS	8-6	6.13	37	27	0	1	0	0	0	141.0	159	108	96	18	6	53	0	126	15	0	.279

TATE KOLWYCK

OF

AGE: 23 BORN: Dec. 27, 1999 in Memphis, TN

RESIDES: Memphis, TN HT.: 5-11 WT.: 195

BATS & THROWS: Right

ACQUIRED: Signed as non-drafted free agent, July 22, 2022

HIGH SCHOOL: Arlington HS (Arlington, TN)

COLLEGE: Vanderbilt University

FULL NAME: Harrison Tate Kolwyck

SIGNED BY: Joel Murrice (Angels)

Year	Club	AVG	G	AB	R	H	2B	3B	HR	RBI	SH	SF	HBP	BB	IBB	SO	SB	CS	GDP	SLG	OBP	E
2022—Inland Empire	.196	14	46	9	9	4	0	1	7	1	0	1	9	0	16	1	0	2	.348	.339	0	
MINOR TOTALS	.196	14	46	9	9	4	0	1	7	1	0	1	9	0	16	1	0	2	.348	.339	0	

ZAC KRISTOFAK

RHP

AGE: 25 BORN: Dec. 8, 1997 in Atlanta, GA

RESIDES: Oregon, OH HT.: 5-9 WT.: 185

BATS & THROWS: Right

ACQUIRED: 14th round of 2019 First-Year Player Draft

HIGH SCHOOL: Walton HS (Marietta, GA)

COLLEGE: University of West Georgia, University of Georgia

FULL NAME: Zachary Kristofak

SIGNED BY: Todd Hogan (Angels)

Year	Club	W-L	ERA	G	GS	CG	GF	SHO	SV	IP	H	R	ER	HR	HB	BB	IBB	SO	WP	BK	BAA
2019—Orem	2-3	6.15	19	0	0	8	0	2	26.1	36	19	18	2	1	7	0	24	3	0	.330	
2020—										DID NOT PLAY - No Minor League Season											
2021—Tri-City	1-2	6.14	38	0	0	17	0	3	44.0	53	33	30	3	2	20	1	46	4	0	.301	
2022—Tri-City	1-3	3.82	34	9	0	7	0	0	63.2	63	29	27	6	4	20	1	60	4	1	.263	
MINOR TOTALS	4-8	5.04	91	9	0	32	0	5	134.0	152	81	75	11	7	47	2	130	11	1	.290	

JAKE LAMB

INF

For information, see 2023 Angels Player Section.

RYAN LANGFORD

RHP

AGE: 23 BORN: Aug. 31, 1999 in Pembroke Pines, FL

RESIDES: Pembroke Pines, FL HT.: 6-0 WT.: 160

BATS & THROWS: Right

ACQUIRED: Signed as non-drafted free agent, Sept. 5, 2022

HIGH SCHOOL: West Broward HS (Pembroke, FL)

COLLEGE: Florida Southern College (Lakeland, FL)

FULL NAME: Ryan Langford

SIGNED BY: Ross Vecchio (Angels)

Year	Club	W-L	ERA	G	GS	CG	GF	SHO	SV	IP	H	R	ER	HR	HB	BB	IBB	SO	WP	BK	BAA
										Will make professional debut in 2023											

DAVIDXON LARA

RHP

AGE: 16 BORN: July 31, 2006 in Maracay, VZ

RESIDES: Maracay, VZ HT.: 6-0 WT.: 160

BATS & THROWS: Right

ACQUIRED: Signed as international free agent, Jan. 15, 2023

HIGH SCHOOL: —

COLLEGE: —

FULL NAME: Davidxon Emmanuel Lara

SIGNED BY: Joel Chicarelli (Angels)

Year	Club	W-L	ERA	G	GS	CG	GF	SHO	SV	IP	H	R	ER	HR	HB	BB	IBB	SO	WP	BK	BAA
										Will make professional debut in 2023											

DARIO LAVERDE

C

AGE: 18 BORN: Feb. 26, 2005 in Caracas, VZ

RESIDES: Caracas, VZ HT.: 5-10 WT.: 160

BATS: Left THROWS: Right

ACQUIRED: Signed as international free agent, Jan. 15, 2022

HIGH SCHOOL: —

COLLEGE: —

FULL NAME: Dario Sorocaima Laverde

SIGNED BY: Marlon Urdaneta (Angels)

Year	Club	AVG	G	AB	R	H	2B	3B	HR	RBI	SH	SF	HBP	BB	IBB	SO	SB	CS	GDP	SLG	OBP	E
2022—Angels (DSL)	.298	45	151	35	45	4	6	0	28	0	2	7	21	1	19	9	4	2	.404	.403	5	
MINOR TOTALS	.298	45	151	35	45	4	6	0	28	0	2	7	21	1	19	9	4	2	.404	.403	5	

LUIS LEDO

RHP

For information, see 2023 Angels Player Section.

PLAYER DEVELOPMENT

2023
2023



JAKE LEE

RHP

AGE: 27 BORN: June 30, 1995 in Milford, MI

BATS & THROWS: Right

HIGH SCHOOL: Milford HS (Highland Township, MI)

FULL NAME: Jacob Michael Lee

RESIDES: Pelham, NY

HT.: 6-4 WT.: 215

ACQUIRED: Ninth round of 2018 First-Year Player Draft

COLLEGE: Oakland University (MI)

SIGNED BY: Drew Dominguez (Angels)

Year	Club	W-L	ERA	G	GS	CG	GF	SHO	SV	IP	H	R	ER	HR	HB	BB	IBB	SO	WP	BK	BAA
2018	—Orem	0-1	2.66	17	0	0	12	0	5	23.2	21	12	7	1	0	4	0	30	0	0	.223
2019	—Burlington	1-0	3.27	3	2	0	1	0	0	11.0	8	4	4	2	0	0	15	0	0	0	.205
	Inland Empire	1-2	4.50	6	4	0	0	0	0	24.0	19	14	12	3	0	11	0	34	6	1	.209
2020— <i>DID NOT PLAY - No Minor League Season</i>																					
2021	—Rocket City	1-3	5.31	5	5	0	0	0	0	20.1	23	17	12	2	1	8	0	23	1	0	.288
2022	—Angels (ACL)	1-0	0.00	3	1	0	0	0	0	4.0	1	0	0	0	0	1	0	7	0	1	.077
	Salt Lake	0-2	5.85	9	7	0	1	0	0	20.0	23	14	13	1	1	6	0	17	2	0	.288
MINOR TOTALS		4-8	4.19	43	19	0	14	0	5	103.0	95	61	48	9	2	30	0	126	9	2	.239

JONATHAN LINARES

C

AGE: 17 BORN: April 2, 2005 in Baymo, Cuba

BATS & THROWS: Right

HIGH SCHOOL: —

FULL NAME: Jonathan Linares

RESIDES: San Pedro de Macoris, DR

HT.: 6-0 WT.: 200

ACQUIRED: Signed as international free agent, Jan. 15, 2022

COLLEGE: —

SIGNED BY: Domingo Garcia (Angels)

Year	Club	AVG	G	AB	R	H	2B	3B	HR	RBI	SH	SF	HBP	BB	IBB	SO	SB	CS	GDP	SLG	OBP	E
2022	—Angels (DSL)	.289	31	90	16	26	5	1	0	18	1	1	4	16	0	16	3	2	4	.367	.414	0
MINOR TOTALS		.289	31	90	16	26	5	1	0	18	1	1	4	16	0	16	3	2	4	.367	.414	0

DAVID LOPEZ

LHP

AGE: 18 BORN: Oct. 8, 2004 in Colon, Panama

BATS & THROWS: Left

HIGH SCHOOL: —

FULL NAME: David Alfonso Lopez

RESIDES: Colon, Panama

HT.: 6-4 WT.: 140

ACQUIRED: Signed as international free agent, Jan. 15, 2022

COLLEGE: —

SIGNED BY: Raul Gonzalez (Angels)

Year	Club	W-L	ERA	G	GS	CG	GF	SHO	SV	IP	H	R	ER	HR	HB	BB	IBB	SO	WP	BK	BAA
2022	—Angels (DSL)	1-0	2.89	12	0	0	4	0	0	18.2	10	8	6	0	4	17	0	17	4	0	.169
MINOR TOTALS		1-0	2.89	12	0	0	4	0	0	18.2	10	8	6	0	4	17	0	17	4	0	.169

KYLE LOVELACE

C

AGE: 24 BORN: Aug. 3, 1998 in Lufkin, TX

BATS & THROWS: Right

HIGH SCHOOL: Hudson HS (Hudson, TX)

FULL NAME: Kyle Blake Lovelace

RESIDES: Hudson, TX

HT.: 5-10 WT.: 163

ACQUIRED: Signed as non-drafted free agent, July 13, 2021

COLLEGE: University of Houston

SIGNED BY: —

Year	Club	AVG	G	AB	R	H	2B	3B	HR	RBI	SH	SF	HBP	BB	IBB	SO	SB	CS	GDP	SLG	OBP	E
2021	—Angels (ACL)	.368	7	19	2	7	1	0	0	3	0	0	1	3	0	7	1	0	0	.421	.478	1
2022	—Tri-City	.107	33	103	4	11	0	0	0	9	1	2	1	8	0	47	2	1	2	.107	.175	4
MINOR TOTALS		.148	40	122	6	18	1	0	0	12	1	2	2	11	0	54	3	1	2	.156	.226	5

JOHAN MACIAS

INF

AGE: 20 BORN: Jan. 6, 2003 in Bejuma, VZ

BATS: Switch THROWS: Right

HIGH SCHOOL: —

FULL NAME: Johan Alexis Macias

RESIDES: Carabobo, VZ

HT.: 5-9 WT.: 150

ACQUIRED: Signed as international free agent, July 2, 2019

COLLEGE: —

SIGNED BY: Andres Garcia & Joel Chicarelli (Angels)

Year	Club	AVG	G	AB	R	H	2B	3B	HR	RBI	SH	SF	HBP	BB	IBB	SO	SB	CS	GDP	SLG	OBP	E
2020— <i>DID NOT PLAY - No Minor League Season</i>																						
2021	—Angels (DSL)	.221	37	77	15	17	3	2	0	9	6	0	6	10	0	13	5	3	0	.312	.355	5
2022	—Angels (ACL)	.322	42	121	19	39	7	2	2	20	4	3	1	10	0	25	2	3	4	.463	.370	5
MINOR TOTALS		.283	79	198	34	56	10	4	2	29	10	3	7	20	0	38	7	6	4	.404	.364	10

JAKE MADDEN

RHP

AGE: 21 BORN: Dec. 26, 2001 in Camp Hill, PA

BATS & THROWS: Right

HIGH SCHOOL: East Pennsboro Area HS (Enola, PA)

FULL NAME: Jake Thomas Madden

RESIDES: Enola, PA

HT.: 6-6 WT.: 185

ACQUIRED: Fourth round of 2022 First-Year Player Draft

COLLEGE: Northwest Florida State College (Niceville, FL)

SIGNED BY: Chris McAlpin (Angels)

Year	Club	W-L	ERA	G	GS	CG	GF	SHO	SV	IP	H	R	ER	HR	HB	BB	IBB	SO	WP	BK	BAA
------	------	-----	-----	---	----	----	----	-----	----	----	---	---	----	----	----	----	-----	----	----	----	-----

Will make professional debut in 2023

PLAYER DEVELOPMENT



PLAYER DEVELOPMENT

KEVIN MAITAN

INF

AGE: 23 BORN: Feb. 12, 2000 in Puerto Cabello, VZ

RESIDES: Puerto Cabello, VZ

HT.: 6-2 WT.: 190

BATS: Switch THROWS: Right

ACQUIRED: Signed as minor league free agent, Dec. 15, 2017

HIGH SCHOOL: —

COLLEGE: —

FULL NAME: Kevin Francisco Maitan Hernandez

SIGNED BY: Rolando Petit (Braves)

Year	Club	AVG	G	AB	R	H	2B	3B	HR	RBI	SH	SF	HBP	BB	IBB	SO	SB	CS	GDP	SLG	OBP	E	
2017	—Braves (GCL)	.314	9	35	5	11	3	0	0	3	0	0	0	2	0	10	1	0	1	.400	.351	2	
	Danville	.220	33	127	10	28	5	1	2	15	0	2	1	9	1	39	1	0	2	.323	.273	10	
2018	—Orem	.248	63	262	42	65	13	1	8	26	0	0	3	19	0	66	1	2	7	.397	.306	32	
2019	—Burlington	.214	123	486	56	104	11	3	12	46	0	2	5	39	1	164	7	4	14	.323	.278	26	
2020	—	DID NOT PLAY - No Minor League Season																					
2021	—Angels (ACL)	.273	5	11	1	3	0	0	0	1	0	0	0	1	0	3	0	0	0	.273	.333	3	
	Tri-City	.207	32	121	9	25	3	0	1	12	0	1	2	6	0	33	0	0	5	.256	.254	6	
2022	—Rocket City	.261	114	399	54	104	20	1	11	45	0	3	7	41	0	140	3	3	6	.398	.338	8	
MINOR TOTALS		.236	379	1441	177	340	55	6	34	148	0	8	18	117	2	455	13	9	35	.353	.300	87	

JUNIOR MANON

INF

AGE: 20 BORN: Feb. 6, 2003 in Santo Domingo, DR

RESIDES: Santo Domingo, DR

HT.: 5-10 WT.: 165

BATS: Left THROWS: Right

ACQUIRED: Signed as international free agent, Jan. 20, 2020

HIGH SCHOOL: —

COLLEGE: —

FULL NAME: Junior Francisco Manon

SIGNED BY: Rusbell Cabrera (Angels)

Year	Club	AVG	G	AB	R	H	2B	3B	HR	RBI	SH	SF	HBP	BB	IBB	SO	SB	CS	GDP	SLG	OBP	E	
2020	—	DID NOT PLAY - No Minor League Season																					
2021	—Angels (DSL)	.095	21	42	5	4	2	0	0	5	1	2	2	10	0	16	1	0	0	.143	.286	5	
2022	—Angels (DSL)	.303	26	66	17	20	4	0	3	11	0	1	3	21	0	25	4	1	0	.500	.484	6	
MINOR TOTALS		.222	47	108	22	24	6	0	3	16	1	3	5	31	0	41	5	1	0	.361	.408	11	

LANDON MARCEAUX

RHP

AGE: 23 BORN: Oct. 8, 1999 in Metairie, LA

RESIDES: Destrehan, LA

HT.: 6-0 WT.: 185

BATS & THROWS: Right

ACQUIRED: Third round of 2021 First-Year Player Draft

HIGH SCHOOL: Destrehan HS (LA)

COLLEGE: Louisiana State University

FULL NAME: Landon Joel Marceaux

SIGNED BY: Brandon McArthur (Angels)

Year	Club	W-L	ERA	G	GS	CG	GF	SHO	SV	IP	H	R	ER	HR	HB	BB	IBB	SO	WP	BK	BAA
2021	—Angels (ACL)	0-1	14.73	2	2	0	0	0	0	3.2	7	6	6	0	0	0	0	6	1	0	.389
2022	—Tri-City	4-5	2.65	16	16	1	0	0	0	85.0	64	30	25	5	1	14	0	69	5	1	.204
	Rocket City	0-1	7.94	2	2	0	0	0	0	5.2	6	5	5	1	1	2	0	4	1	0	.273
MINOR TOTALS		4-7	3.43	20	20	1	0	0	0	94.1	77	41	36	6	2	16	0	79	7	1	.218

JORGE MARCHECO

RHP

AGE: 20 BORN: Aug. 6, 2002 in Bayamon, Cuba

RESIDES: San Cristobal, DR

HT.: 6-1 WT.: 185

BATS & THROWS: Right

ACQUIRED: Signed as international free agent, Sept. 6, 2021

HIGH SCHOOL: —

COLLEGE: —

FULL NAME: Jorge William Marcheco

SIGNED BY: Frank Tejada (Angels)

Year	Club	W-L	ERA	G	GS	CG	GF	SHO	SV	IP	H	R	ER	HR	HB	BB	IBB	SO	WP	BK	BAA
2021	—Angels (DSL)	0-0	0.00	3	3	0	0	0	0	9.0	0	0	0	0	1	0	0	20	1	0	.000
2022	—Angels (ACL)	5-2	3.20	11	8	0	0	0	0	50.2	42	21	18	3	6	12	0	76	3	2	.223
	Inland Empire	0-1	4.76	3	3	0	0	0	0	11.1	8	6	6	1	3	3	0	14	2	0	.186
MINOR TOTALS		5-3	3.04	17	14	0	0	0	0	71.0	50	27	24	4	10	15	0	110	6	2	.194

ANYELO MARQUEZ

INF

AGE: 17 BORN: Dec. 12, 2005 in Monte Plate, DR

RESIDES: Monte Plata, DR

HT.: 6-0 WT.: 160

BATS: Left THROWS: Right

ACQUIRED: Signed as international free agent, Jan. 15, 2023

HIGH SCHOOL: —

COLLEGE: —

FULL NAME: Anyelo Antonio Marquez

SIGNED BY: Rusbell Cabrera/Jonathan Genao (Angels)

Year	Club	AVG	G	AB	R	H	2B	3B	HR	RBI	SH	SF	HBP	BB	IBB	SO	SB	CS	GDP	SLG	OBP	E
Will make professional debut in 2023																						

PLAYER DEVELOPMENT



ALEX MARTINEZ

RHP

AGE: 20 BORN: Sept. 15, 2002 in Santiago, DR

BATS & THROWS: Right

HIGH SCHOOL: —

FULL NAME: Alex Samuel Martinez Bonifacio

RESIDES: Santiago, DR

ACQUIRED: Signed as international free agent, Sept. 6, 2019

COLLEGE: —

SIGNED BY: Rusbell Cabrera, Frank Tejada & Jochy Cabrera (Angels)

Year	Club	W-L	ERA	G	GS	CG	GF	SHO	SV	IP	H	R	ER	HR	HB	BB	IBB	SO	WP	BK	BAA
2020—																					
<i>DID NOT PLAY - No Minor League Season</i>																					
2021—	Angels (ACL)	3-1	0.83	16	0	0	5	0	0	21.2	16	4	2	0	1	10	0	33	2	0	.203
	Inland Empire	0-0	9.00	1	0	0	0	0	0	2.0	2	2	2	0	0	3	0	0	0	0	.286
2022—	Angels (ACL)	1-0	0.00	3	0	0	2	0	0	4.0	1	0	0	0	1	1	0	8	1	0	.077
	Inland Empire	2-2	7.36	17	0	0	3	0	0	22.0	26	23	18	1	4	17	0	32	3	0	.306
MINOR TOTALS		6-3	3.99	37	0	0	10	0	0	49.2	45	29	22	1	6	31	0	73	6	0	.245

BRYAN MARTINEZ

INF

AGE: 17 BORN: Dec. 26, 2005 in Santo Domingo, DR

BATS & THROWS: Right

HIGH SCHOOL: —

FULL NAME: Bryan Martinez

RESIDES: Santo Domingo, DR

ACQUIRED: Signed as international free agent, Jan. 15, 2023

COLLEGE: —

SIGNED BY: Rusbell Cabrera (Angels)

Year	Club	AVG	G	AB	R	H	2B	3B	HR	RBI	SH	SF	HBP	BB	IBB	SO	SB	CS	GDP	SLG	OBP	E
Will make professional debut in 2023																						

ORLANDO MARTINEZ

OF

AGE: 25 BORN: Feb. 17, 1998 in La Habana, Cuba

BATS & THROWS: Left

HIGH SCHOOL: —

FULL NAME: Orlando Martinez Moya

RESIDES: Franklin, TN

ACQUIRED: Signed as international free agent, Aug. 30, 2017

COLLEGE: —

SIGNED BY: Frankie Thon Jr. (Angels)

Year	Club	AVG	G	AB	R	H	2B	3B	HR	RBI	SH	SF	HBP	BB	IBB	SO	SB	CS	GDP	SLG	OBP	E
2018—Orem																						
	Burlington	.289	53	218	27	63	12	1	3	25	0	2	1	17	0	56	6	5	3	.394	.340	2
2019—	Inland Empire	.263	88	380	55	100	21	4	12	49	0	5	1	36	3	79	5	4	8	.434	.325	2
2020—																						
<i>DID NOT PLAY - No Minor League Season</i>																						
2021—	Rocket City	.258	102	400	58	103	23	2	16	54	0	2	3	30	2	119	5	3	6	.445	.313	5
2022—	Salt Lake	.250	67	244	27	61	12	4	5	34	0	3	1	19	0	59	3	3	3	.393	.303	3
	Rocket City	.305	39	141	25	43	7	1	4	33	0	4	0	18	1	33	6	4	1	.454	.374	1
	Angels (ACL)	.455	4	11	4	5	3	0	0	2	0	0	0	1	0	4	0	0	1	.727	.500	0
MINOR TOTALS		.273	365	1442	207	393	83	12	42	207	0	17	6	125	6	359	28	21	22	.434	.330	14

QUINTON MARTINEZ

LHP

AGE: 24 BORN: Jan. 23, 1999 in Orlando, FL

BATS & THROWS: Left

HIGH SCHOOL: Bishop Moore Catholic HS (Orlando, FL)

FULL NAME: Quinton Antonio Martinez

RESIDES: Orlando, FL

ACQUIRED: Signed as non-drafted free agent, July 20, 2022

COLLEGE: Appalachian State University, UNC Charlotte

SIGNED BY: Nick Gorneault (Angels)

Year	Club	W-L	ERA	G	GS	CG	GF	SHO	SV	IP	H	R	ER	HR	HB	BB	IBB	SO	WP	BK	BAA
2022—	Angels (ACL)	0-0	3.60	3	0	0	0	0	0	5.0	6	2	2	0	0	1	0	4	2	0	.273
MINOR TOTALS		0-0	3.60	3	0	0	0	0	0	5.0	6	2	2	0	0	1	0	4	2	0	.273

GABE MATTHEWS

INF

AGE: 25 BORN: Nov. 24, 1997 in Dallas, OR

BATS & THROWS: Right

HIGH SCHOOL: South Salem HS (OR)

FULL NAME: Gabe Ryan Matthews

RESIDES: Salem, OR

ACQUIRED: Signed as non-drafted free agent, July 14, 2021

COLLEGE: University of Oregon

SIGNED BY: Scott Richardson (Angels)

Year	Club	AVG	G	AB	R	H	2B	3B	HR	RBI	SH	SF	HBP	BB	IBB	SO	SB	CS	GDP	SLG	OBP	E
2021—	Inland Empire	.269	25	93	16	25	6	1	4	19	0	0	5	17	1	29	2	0	3	.484	.409	0
	Salt Lake	.107	16	56	3	6	2	0	0	5	0	0	1	6	0	19	0	0	1	.143	.206	2
2022—	Tri-City	.227	113	388	56	88	26	0	14	64	0	6	16	65	1	139	3	1	4	.402	.356	7
MINOR TOTALS		.222	154	537	75	119	34	1	18	88	0	6	22	88	2	187	5	1	8	.389	.351	9

C.J. MAYHUE

LHP

AGE: 22 BORN: Jan. 22, 2001 in Shelby, NC

BATS & THROWS: Left

HIGH SCHOOL: Crest HS (Shelby, NC)

FULL NAME: Conner Jordan Mayhue

RESIDES: Shelby, NC

ACQUIRED: Signed as non-drafted free agent, July 22, 2022

COLLEGE: East Carolina University (Greenville, NC)

SIGNED BY: Nick Gorneault (Angels)

Year	Club	W-L	ERA	G	GS	CG	GF	SHO	SV	IP	H	R	ER	HR	HB	BB	IBB	SO	WP	BK	BAA
2022—	Angels (ACL)	1-0	0.00	2	0	0	1	0	0	1.2	2	0	0	0	0	3	0	1	0	0	.333
MINOR TOTALS		1-0	0.00	2	0	0	1	0	0	1.2	2	0	0	0	0	3	0	1	0	0	.333

PLAYER DEVELOPMENT

VICTOR MEDEROS

RHP

For information, see 2023 Angels Player Section.

RAFAEL MEDINA

C

AGE: 17 **BORN:** Dec. 7, 2005 in Bonilla, San Miguelito, Panama **RESIDES:** Bonilla, San Miguelito, Panama **HT.:** 6-0 **WT.:** 185
BATS & THROWS: Right **ACQUIRED:** Signed as international free agent, Jan. 15, 2023
HIGH SCHOOL: — **COLLEGE:** —
FULL NAME: XXXXXX **SIGNED BY:** Raul Gonzalez (Angels)
Year Club AVG G AB R H 2B 3B HR RBI SH SF HBP BB IBB SO SB CS GDP SLG OBP E
 Will make professional debut in 2023

HAMINTON MENDEZ

RHP

AGE: 18 **BORN:** June 5, 2004 in San Cristobal, DR **RESIDES:** San Cristobal, DR **HT.:** 6-1 **WT.:** 175
BATS & THROWS: Right **ACQUIRED:** Signed as international free agent, June 7, 2021
HIGH SCHOOL: — **COLLEGE:** —
FULL NAME: Haminton Mendez **SIGNED BY:** Frank Tejada (Angels)
Year Club W-L ERA G GS CG GF SHO SV IP H R ER HR HB BB IBB SO WP BK BAA
 2021—Angels (DSL) 0-2 6.00 9 3 0 1 0 0 15.0 16 11 10 0 3 13 0 8 11 0 .276
 2022—Angels (DSL) 1-1 6.52 15 0 0 6 0 2 19.1 20 17 14 3 7 8 0 19 9 0 .270
MINOR TOTALS 1-3 6.29 24 3 0 7 0 2 34.1 36 28 24 3 10 21 0 27 20 0 .273

CHRISTIAN MOLFETTA

C

AGE: 26 **BORN:** Oct. 17, 1996 in Newport Beach, CA **RESIDES:** Laguna Beach, CA **HT.:** 5-10 **WT.:** 190
BATS & THROWS: Right **ACQUIRED:** Signed as non-drafted free agent, July 13, 2021
HIGH SCHOOL: JSerra Catholic HS (CA) **COLLEGE:** Stanford University/University of Michigan
FULL NAME: Christian Romano Molfetta **SIGNED BY:** —
Year Club AVG G AB R H 2B 3B HR RBI SH SF HBP BB IBB SO SB CS GDP SLG OBP E
 2021—Rocket City .161 13 31 0 5 1 1 0 3 0 0 1 5 0 14 0 1 0 .258 .297 0
 2022—Tri-City .200 60 190 21 38 8 1 1 19 3 1 4 22 0 65 1 2 1 .268 .295 8
MINOR TOTALS .195 73 221 21 43 9 2 1 22 3 1 5 27 0 79 1 3 1 .267 .295 8

NICK MONDAK

LHP

AGE: 24 **BORN:** June 2, 1998 in Waterbury, CT **RESIDES:** Watertown, CT **HT.:** 6-4 **WT.:** 200
BATS & THROWS: Left **ACQUIRED:** 18th round of 2021 First-Year Player Draft
HIGH SCHOOL: Watertown HS (CT) **COLLEGE:** St. Johns University (New York, NY)
FULL NAME: Nicholas Joseph Mondak **SIGNED BY:** Drew Dominguez (Angels)
Year Club W-L ERA G GS CG GF SHO SV IP H R ER HR HB BB IBB SO WP BK BAA
 2021—Angels (ACL) 1-1 3.97 5 3 0 0 0 0 11.1 11 6 5 1 0 3 0 14 1 0 .268
 Inland Empire 2-0 0.00 2 0 0 1 0 0 10.0 5 0 0 0 0 0 0 12 0 0 .147
 2022—Tri-City 3-7 5.16 21 21 0 0 0 0 97.2 108 58 56 17 0 18 0 92 2 0 .278
MINOR TOTALS 6-8 4.61 28 24 0 1 0 0 119.0 124 64 61 18 0 21 0 118 3 0 .268

BRYAN MONTE DE OCA

RHP

AGE: 17 **BORN:** Mar. 22, 2006 in Constanza, DR **RESIDES:** La Vega, DR **HT.:** 6-3 **WT.:** 190
BATS & THROWS: Right **ACQUIRED:** Signed as international free agent, Jan. 15, 2023
HIGH SCHOOL: — **COLLEGE:** —
FULL NAME: Bryan Monte De Oca **SIGNED BY:** Rusbell Cabrera (Angels)
Year Club W-L ERA G GS CG GF SHO SV IP H R ER HR HB BB IBB SO WP BK BAA
 Will make professional debut in 2023

DARWIN MORENO

OF

AGE: 21 **BORN:** Jan. 26, 2002 in Caracas, VZ **RESIDES:** Caracas, VZ **HT.:** 6-2 **WT.:** 175
BATS & THROWS: Right **ACQUIRED:** Signed as international free agent, July 2, 2018
HIGH SCHOOL: — **COLLEGE:** —
FULL NAME: Darwin Alexander Moreno Gullien **SIGNED BY:** Ender Gonzalez & Marlon Urdaneta (Angels)
Year Club AVG G AB R H 2B 3B HR RBI SH SF HBP BB IBB SO SB CS GDP SLG OBP E
 2019—Angels (DSL) .188 19 64 14 12 5 0 0 6 0 0 3 18 0 25 3 0 1 .266 .388 1
 2020— *DID NOT PLAY - No Minor League Season*
 2021—Inland Empire .000 1 4 0 0 0 0 0 0 0 0 0 0 0 0 4 0 0 0 .000 .000 0
 Angels (ACL) .206 25 68 10 14 3 0 0 7 0 0 4 8 0 34 2 3 0 .250 .325 1
 2022—Inland Empire .154 15 39 5 6 1 0 1 5 1 0 2 4 0 22 0 0 0 .256 .267 0
 Angels (ACL) .000 2 4 0 0 0 0 0 0 0 0 0 1 0 3 0 0 0 .000 .200 0
MINOR TOTALS .179 62 179 29 32 9 0 1 18 1 0 9 31 0 88 5 3 1 .246 .329 2

PLAYER DEVELOPMENT

VICTOR MORIN

RHP

AGE: 20 BORN: Oct. 30, 2002 in Porlamar, VZ

RESIDES: Margarita, VZ

HT.: 6-6 WT.: 190

BATS & THROWS: Right

ACQUIRED: Signed as international free agent, Oct. 12, 2021

HIGH SCHOOL: —

COLLEGE: —

FULL NAME: Victor Alejandro Morin

SIGNED BY: Joel Chicarelli (Angels)

Year	Club	W-L	ERA	G	GS	CG	GF	SHO	SV	IP	H	R	ER	HR	HB	BB	IBB	SO	WP	BK	BAA
2022—Angels (ACL)		1-1	9.22	7	5	0	0	0	0	13.2	17	15	14	0	1	9	0	17	3	1	.304
MINOR TOTALS		1-1	9.22	7	5	0	0	0	0	13.2	17	15	14	0	1	9	0	17	3	1	.304

FELIX MORROBEL

INF

AGE: 17 BORN: Sept. 24, 2005 in Bani, DR

RESIDES: Bani, DR

HT.: 6-0 WT.: 160

BATS & THROWS: Right

ACQUIRED: Signed as international free agent, Jan. 15, 2023

HIGH SCHOOL: —

COLLEGE: —

FULL NAME: Felix Daniel Morrobel

SIGNED BY: Rusbell Cabrera (Angels)

Year	Club	AVG	G	AB	R	H	2B	3B	HR	RBI	SH	SF	HBP	BB	IBB	SO	SB	CS	GDP	SLG	OBP	E
Will make professional debut in 2023																						

ANTHONY MULRINE

C

For information, see 2023 Angels Player Section.

KRISTIN MUNROE

INF

AGE: 18 BORN: Aug. 6, 2004 in Nassau, Bahamas

RESIDES: Nassau, Bahamas

HT.: 6-1 WT.: 175

BATS & THROS: Right

ACQUIRED: Signed as international free agent, May 6, 2021

HIGH SCHOOL: —

COLLEGE: —

FULL NAME: Kristin Dirk Munroe

SIGNED BY: Brian Parker (Angels)

Year	Club	AVG	G	AB	R	H	2B	3B	HR	RBI	SH	SF	HBP	BB	IBB	SO	SB	CS	GDP	SLG	OBP	E
2021—Angels (DSL)		.207	32	92	14	19	2	2	0	9	0	0	4	15	0	44	8	5	3	.272	.342	8
2022—Angels (ACL)		.213	14	47	5	10	1	0	0	4	0	0	2	5	0	25	2	0	0	.234	.315	2
MINOR TOTALS		.209	46	139	19	29	3	2	0	13	0	0	6	20	0	69	10	5	3	.259	.333	10

LUKE MURPHY

RHP

For information, see 2023 Angels Player Section.

SAMY NATERA JR.

LHP

AGE: 23 BORN: Nov. 6, 1999 in Juarez, Mexico

RESIDES: Juarez, Mexico

HT.: 6-4 WT.: 195

BATS & THROWS: Left

ACQUIRED: 17th round of 2022 First-Year Player Draft

HIGH SCHOOL: Lydia Patterson Institute (El Paso, TX)

COLLEGE: New Mexico State University (Las Cruces, NM)

FULL NAME: Samuel Natera

SIGNED BY: Jayson Durocher (Angels)

Year	Club	W-L	ERA	G	GS	CG	GF	SHO	SV	IP	H	R	ER	HR	HB	BB	IBB	SO	WP	BK	BAA	
Will make professional debut in 2023																						

ZACH NETO

INF

For information, see 2023 Angels Player Section.

LUIS NUÑEZ

RHP

AGE: 21 BORN: Sept. 19, 2001 in San Francisco de Macoris, DR

RESIDES: San Francisco de Macoris, DR

HT.: 6-2 WT.: 175

BATS & THROWS: Right

ACQUIRED: Signed as international free agent, July 2, 2018

HIGH SCHOOL: —

COLLEGE: —

FULL NAME: Luis Manuel Nuñez Arias

SIGNED BY: Frank Tejeda (Angels)

Year	Club	W-L	ERA	G	GS	CG	GF	SHO	SV	IP	H	R	ER	HR	HB	BB	IBB	SO	WP	BK	BAA	
2019—Angels (DSL)		1-4	5.56	12	10	0	0	0	0	43.2	54	39	27	1	3	22	0	56	15	2	.298	
2020—		DID NOT PLAY - No Minor League Season																				
2021—Angels (ACL)		1-0	2.51	10	0	0	4	0	0	14.1	5	4	4	0	1	11	0	16	5	0	.104	
2022—Angels (ACL)		3-0	0.99	15	0	0	4	0	1	27.1	17	4	3	0	1	8	0	35	6	1	.175	
MINOR TOTALS		5-4	3.59	37	10	0	8	0	1	85.1	76	47	34	1	5	41	0	107	26	3	.233	



PLAYER DEVELOPMENT

JARED OLIVA

OF

AGE: 27 BORN: Nov. 11, 1995 in Santa Clarita, CA

RESIDES: Santa Clarita, CA

HT.: 6-2 WT.: 200

BATS & THROWS: Right

ACQUIRED: From Pittsburgh in AAA Rule 5 Draft on Dec. 7, 2022

HIGH SCHOOL: Valencia HS (CA)

COLLEGE: University of Arizona

FULL NAME: Jared Cole Oliva

SIGNED BY: Derrick Van Dusen(Pittsburgh)

Year	Club	AVG	G	AB	R	H	2B	3B	HR	RBI	SH	SF	HBP	BB	IBB	SO	SB	CS	GDP	SLG	OBP	E
2017	—West Virginia	.266	56	222	30	59	10	7	0	17	9	2	4	17	2	57	15	4	2	.374	.327	0
2018	—Bradenton	.275	108	396	75	109	24	4	9	47	2	5	11	40	1	91	33	8	4	.424	.354	1
2019	—Altoona	.277	123	447	70	124	24	6	6	42	4	3	11	42	0	104	36	10	2	.398	.352	0
2020	—PITTSBURGH	.188	6	16	0	3	0	0	0	0	0	0	0	0	0	6	1	0	0	.188	.188	0
2021	—Indianapolis	.249	64	225	27	56	12	4	2	23	0	0	5	19	1	67	10	3	8	.364	.321	1
	PITTSBURGH	.175	20	40	4	7	2	0	0	2	0	0	0	3	1	10	2	0	0	.225	.233	0
2022	—Indianapolis	.266	99	319	54	85	22	3	8	37	0	2	4	24	0	77	21	4	6	.429	.324	2
	MINOR TOTALS	.269	450	1609	256	433	92	24	25	166	15	12	35	142	4	396	115	29	22	.403	.339	4
	MAJORS TOTALS	.179	26	56	4	10	2	0	0	2	0	0	0	3	1	16	3	0	0	.214	.220	0

BRADEN OLTHOFF

RHP

AGE: 24 BORN: Mar. 12, 1999 in Oceanside, CA

RESIDES: Oceanside, CA

HT.: 6-4 WT.: 230

BATS & THROWS: Right

ACQUIRED: Ninth round of 2021 First-Year Player Draft

HIGH SCHOOL: El Camino HS (CA)

COLLEGE: Tulane University

FULL NAME: Braden Richard Olthoff

SIGNED BY: Joel Murrie (Angels)

Year	Club	W-L	ERA	G	GS	CG	GF	SHO	SV	IP	H	R	ER	HR	HB	BB	IBB	SO	WP	BK	BAA
2021	—Angels (ACL)	0-1	2.00	3	3	0	0	0	0	9.0	7	6	2	0	0	2	0	16	1	0	.194
	Inland Empire	0-1	10.57	2	2	0	0	0	0	7.2	13	9	9	1	0	2	0	10	0	0	.371
2022	—Tri-City	2-3	3.13	9	9	0	0	0	0	46.0	40	19	16	3	1	10	0	43	3	1	.234
	Rocket City	3-6	4.91	14	8	0	3	0	1	62.1	66	36	34	7	9	23	0	30	1	0	.273
	MINOR TOTALS	5-11	4.39	28	22	0	3	0	1	125.0	126	70	61	11	10	37	0	99	5	1	.260

JESUS ORTEGA

OF

AGE: 22 BORN: Jan. 18, 2001 in Valencia, VZ

RESIDES: Valencia, VZ

HT.: 6-0 WT.: 170

BATS & THROWS: Right

ACQUIRED: Signed as international free agent, Oct. 12, 2019

HIGH SCHOOL: —

COLLEGE: —

FULL NAME: Jesus Enrique Ortega Duran

SIGNED BY: Marlon Urdaneta & Joel Chicarelli (Angels)

Year	Club	AVG	G	AB	R	H	2B	3B	HR	RBI	SH	SF	HBP	BB	IBB	SO	SB	CS	GDP	SLG	OBP	E
2021	—Angels (DSL)	.260	52	150	32	39	5	1	2	24	5	1	7	11	1	44	14	5	1	.347	.337	2
2022	—Angels (ACL)	.189	29	90	15	17	5	0	0	7	3	1	2	9	0	33	0	1	1	.244	.275	0
	MINOR TOTALS	.233	81	240	47	56	10	1	2	31	8	2	9	20	1	77	14	6	2	.308	.314	2

CAPRI ORTIZ

INF

AGE: 17 BORN: Apr. 1, 2005 in Santo Domingo, DR

RESIDES: Santo Domingo, DR

HT.: 6-0 WT.: 165

BATS & THROWS: Right

ACQUIRED: Signed as international free agent, Jan. 15, 2022

HIGH SCHOOL: —

COLLEGE: —

FULL NAME: Capri Ortiz

SIGNED BY: Rusbell Cabrera (Angels)

Year	Club	AVG	G	AB	R	H	2B	3B	HR	RBI	SH	SF	HBP	BB	IBB	SO	SB	CS	GDP	SLG	OBP	E
2022	—Angels (DSL)	.241	53	191	28	46	7	5	2	26	3	1	4	14	0	52	16	8	2	.361	.305	26
	MINOR TOTALS	.241	53	191	28	46	7	5	2	26	3	1	4	14	0	52	16	8	2	.361	.305	26

BRYCE OSMOND

RHP

AGE: 22 BORN: Sept. 5, 2000 in Tulsa, OK

RESIDES: Tulsa, OK

HT.: 6-3 WT.: 185

BATS & THROWS: Right

ACQUIRED: 15th round of 2022 First-Year Player Draft

HIGH SCHOOL: Jenks HS (Jenks, OK)

COLLEGE: Oklahoma State University

FULL NAME: William Bryce Osmond

SIGNED BY: KJ Hendricks (Angels)

Year	Club	W-L	ERA	G	GS	CG	GF	SHO	SV	IP	H	R	ER	HR	HB	BB	IBB	SO	WP	BK	BAA
Will make professional debut in 2023																					

KEVIN PADLO

INF

For information, see 2023 Angels Player Section.

PLAYER DEVELOPMENT

PRESTON PALMEIRO

INF

AGE: 28 BORN: Jan. 22, 1995 in Colleyville, TX

RESIDES: Colleyville, TX

HT: 5-11 WT.: 180

BATS: Left THROWS: Right

ACQUIRED: Signed as minor league free agent, Apr. 3, 2021

HIGH SCHOOL: Heritage HS (Frisco, TX)

COLLEGE: North Carolina State University

FULL NAME: Preston Connor Palmeiro

SIGNED BY: Rich Morales (Orioles)

Year	Club	AVG	G	AB	R	H	2B	3B	HR	RBI	SH	SF	HBP	BB	IBB	SO	SB	CS	GDP	SLG	OBP	E
2016	—Aberdeen	.258	34	128	13	33	6	1	0	18	0	0	0	8	0	36	2	2	3	.320	.301	2
2017	—Delmarva	.253	127	491	55	124	27	3	13	77	1	3	6	43	1	133	1	2	9	.399	.319	9
2018	—Frederick	.253	131	494	62	125	19	2	17	64	2	4	4	39	1	105	0	1	13	.403	.311	12
2019	—Bowie	.237	105	350	50	83	21	1	5	42	3	4	1	26	0	85	2	1	6	.346	.289	5
2020	—SL L Sloths (Ind.)	.261	18	46	7	12	5	0	1	3	0	0	0	5	0	13	2	0	1	.435	.333	-
	SL Skeeters (Ind.)	.071	6	14	1	1	0	0	0	0	0	0	0	1	0	7	0	0	0	.071	.133	-
2021	—Tri-City	.000	1	2	0	0	0	0	0	0	0	0	0	2	0	1	0	0	0	.000	.500	0
	Salt Lake	.243	109	399	53	97	18	2	14	48	0	2	1	32	0	94	5	3	8	.404	.300	5
2022	—Rocket City	.263	113	407	53	107	31	0	8	60	0	4	5	47	0	82	1	2	7	.398	.343	6
	IND. TOTALS	.217	24	60	8	13	5	0	1	3	0	0	0	6	0	20	2	0	1	.350	.288	-
	MINOR TOTALS	.251	620	2271	286	569	122	9	57	309	6	17	17	197	2	536	11	11	46	.387	.313	39

KYREN PARIS

INF

For information, see 2023 Angels Player Section.

OSWALDO PATINO

INF

AGE: 16 BORN: July 3, 2006 in Mariara, VZ

RESIDES: Carabobo, VZ

HT: 5-10 WT.: 160

BATS: Left THROWS: Right

ACQUIRED: Signed as international free agent, Jan. 15, 2023

HIGH SCHOOL: —

COLLEGE: —

FULL NAME: Oswaldo Jose Patino

SIGNED BY: Joel Chicarelli (Angels)

Year	Club	AVG	G	AB	R	H	2B	3B	HR	RBI	SH	SF	HBP	BB	IBB	SO	SB	CS	GDP	SLG	OBP	E
Will make professional debut in 2023																						

MIKE PEABODY

OF

AGE: 24 BORN: Oct. 1, 1998 in Orange, CA

RESIDES: Tustin, CA

HT: 6-4 WT.: 206

BATS: Left THROWS: Right

ACQUIRED: Signed as non-drafted free agent, July 14, 2021

HIGH SCHOOL: Mater Dei HS (Santa Ana, CA)

COLLEGE: University of California, Irvine

FULL NAME: Michael Thomas Peabody

SIGNED BY: Ben Diggins (Angels)

Year	Club	AVG	G	AB	R	H	2B	3B	HR	RBI	SH	SF	HBP	BB	IBB	SO	SB	CS	GDP	SLG	OBP	E
2021	—Tri-City	.000	2	5	0	0	0	0	0	0	0	0	0	0	0	2	0	0	0	.000	.000	0
2022	—Tri-City	.205	92	308	42	63	13	1	8	48	2	4	15	34	0	106	12	6	1	.331	.310	2
	MINOR TOTALS	.201	94	313	42	63	13	1	8	48	2	4	15	34	0	108	12	6	1	.326	.306	2

ADRIAN PEÑA

RHP

AGE: 20 BORN: Nov. 11, 2002 in Miranda, VZ

RESIDES: Miranda, VZ

HT: 6-4 WT.: 180

BATS & THROWS: Right

ACQUIRED: Signed as international free agent, July 2, 2019

HIGH SCHOOL: —

COLLEGE: —

FULL NAME: Adrian Alberto Pena Pereira

SIGNED BY: Andres Garcia, Joel Chicarelli & Ender Gonzalez (Angels)

Year	Club	W-L	ERA	G	GS	CG	GF	SHO	SV	IP	H	R	ER	HR	HB	BB	IBB	SO	WP	BK	BAA	
2020— <i>DID NOT PLAY - No Minor League Season</i>																						
2021	—Angels (DSL)	3-1	1.94	10	8	0	2	0	0	41.2	24	15	9	1	3	14	0	36	6	0	.160	
2022	—Angels (ACL)	2-1	4.29	10	2	0	0	0	0	21.0	14	11	10	0	0	17	0	32	7	2	.187	
	MINOR TOTALS	5-2	2.73	20	10	0	2	0	0	62.2	38	26	19	1	3	31	0	68	13	2	.169	

ANDREW PETERS

RHP

AGE: 24 BORN: Nov. 25, 1998 in Palos Heights, IL

RESIDES: Morris, IL

HT: 6-2 WT.: 190

BATS & THROWS: Right

ACQUIRED: 10th round of 2021 First-Year Player Draft

HIGH SCHOOL: Morris HS (IL)

COLLEGE: University of South Carolina

FULL NAME: Andrew Walter Peters

SIGNED BY: Nick Gorneault (Angels)

Year	Club	W-L	ERA	G	GS	CG	GF	SHO	SV	IP	H	R	ER	HR	HB	BB	IBB	SO	WP	BK	BAA
2021	—Inland Empire	2-4	9.26	10	2	0	3	0	0	11.2	13	14	12	1	1	9	1	20	4	0	.283
2022	—Angels (ACL)	0-0	0.00	2	2	0	0	0	0	3.0	0	0	0	0	0	0	0	0	0	0	.000
	MINOR TOTALS	2-4	7.36	12	4	0	3	0	0	14.2	13	14	12	1	1	9	1	20	4	0	.236



PLAYER DEVELOPMENT

ROMAN PHANSALKAR

RHP

AGE: 24 BORN: June 2, 1998, in Edmond, OK
 BATS & THROWS: Right
 HIGH SCHOOL: Heritage Hall School (Oklahoma City, OK)
 FULL NAME: Roman Phansalkar

RESIDES: Edmond, OK HT.: 6-1 WT.: 195
 ACQUIRED: Seventh round of 2022 First-Year Player Draft
 COLLEGE: Oklahoma State University
 SIGNED BY: KJ Hendricks (Angels)

Year	Club	W-L	ERA	G	GS	CG	GF	SHO	SV	IP	H	R	ER	HR	HB	BB	IBB	SO	WP	BK	BAA
2022	—Inland Empire	2-0	5.29	12	0	0	0	0	0	17.0	14	11	10	2	1	12	0	14	1	0	.219
MINOR TOTALS		2-0	5.29	12	0	0	0	1	0	17.0	14	11	10	2	1	12	0	14	1	0	.219

DYLAN PHILLIPS

LHP/DH

AGE: 23 BORN: June 16, 1999 in Omaha, NE
 BATS & THROWS: Left
 HIGH SCHOOL: Creighton Preparatory School (Omaha, NE)
 FULL NAME: Dylan Michael Phillips

RESIDES: Omaha, NE HT.: 6-0 WT.: 220
 ACQUIRED: Eighth round of 2022 First-Year Player Draft
 COLLEGE: Kansas State University
 SIGNED BY: Billy Lipari (Angels)

Pitching:

Year	Club	W-L	ERA	G	GS	CG	GF	SHO	SV	IP	H	R	ER	HR	HB	BB	IBB	SO	WP	BK	BAA
2022	—Angels (ACL)	0-1	13.50	2	0	0	0	0	0	1.1	4	2	2	0	0	1	0	2	0	0	.500
	Tri-City	1-1	5.14	4	0	0	0	0	0	7.0	8	4	4	0	0	0	6	0	0	0	.296
MINOR TOTALS		1-2	6.48	6	0	0	0	0	0	8.1	12	6	6	0	0	1	0	8	0	0	.343

Batting:

Year	Club	AVG	G	AB	R	H	2B	3B	HR	RBI	SH	SF	HBP	BB	IBB	SO	SB	CS	GDP	SLG	OBP	E
2022	—Angels (ACL)	.241	11	29	4	7	2	1	0	4	0	2	0	4	0	9	0	0	0	.379	.314	0
	Tri-City	.333	10	18	6	6	3	0	0	3	0	0	1	5	0	6	1	0	0	.500	.500	0
MINOR TOTALS		.277	21	47	10	13	5	1	0	7	0	2	1	9	0	15	1	0	0	.426	.390	0

ROBINSON PINA

RHP

AGE: 24 BORN: Nov. 26, 1998 in San Cristobal, DR
 BATS & THROWS: Right
 HIGH SCHOOL: —
 FULL NAME: Robinson Pina De Jesus

RESIDES: San Cristobal, DR HT.: 6-4 WT.: 180
 ACQUIRED: Signed as international free agent, Feb. 15, 2017
 COLLEGE: —
 SIGNED BY: Francisco Tejada (Angels)

Year	Club	W-L	ERA	G	GS	CG	GF	SHO	SV	IP	H	R	ER	HR	HB	BB	IBB	SO	WP	BK	BAA
2017	—Angels (DSL)	1-2	3.68	15	11	0	0	0	0	51.1	35	26	21	0	3	24	0	47	8	1	.188
2018	—Angels (DSL)	2-0	4.02	8	0	0	8	0	0	15.2	12	10	7	0	2	6	0	26	2	0	.214
	Angels (AZL)	1-1	3.14	6	1	0	1	0	0	14.1	12	9	5	0	0	5	0	17	4	0	.218
	Orem	1-1	3.21	5	0	0	0	0	0	14.0	13	6	5	1	3	8	0	18	2	0	.245
2019	—Burlington	5-8	3.83	26	21	0	4	0	1	108.0	85	58	46	5	9	61	0	146	7	1	.213

2020—
 DID NOT PLAY - No Minor League Season

2021	—Tri-City	2-7	4.40	13	13	0	0	0	0	57.1	38	29	28	4	4	41	0	85	5	2	.191
	Inland Empire	0-0	1.19	4	4	0	0	0	0	22.2	15	3	3	2	0	6	0	33	2	0	.185
	Rocket City	0-3	9.39	4	4	0	0	0	0	15.1	19	16	16	7	4	9	0	22	3	0	.297
2022	—Tri-City	6-6	3.31	18	13	0	1	0	1	81.2	71	34	30	7	2	24	0	117	10	0	.231
	Salt Lake	0-2	29.45	3	2	0	0	0	0	3.2	9	12	12	4	0	7	0	5	0	0	.474
MINOR TOTALS		18-30	4.05	102	69	0	14	0	3	384.0	309	203	173	30	27	191	0	516	43	4	.218

ADRIAN PLACENCIA

INF

AGE: 19 BORN: June 2, 2003 in Los Alcarrazos, DR
 BATS: Switch THROWS: Right
 HIGH SCHOOL: —

RESIDES: Santiago, DR HT.: 5-11 WT.: 155
 ACQUIRED: Signed as international free agent, July 2, 2019
 COLLEGE: —

FULL NAME: Adrian Placencia Feliz
 SIGNED BY: Jochy Cabrera & Rusbell Cabrera (Angels)

Year	Club	AVG	G	AB	R	H	2B	3B	HR	RBI	SH	SF	HBP	BB	IBB	SO	SB	CS	GDP	SLG	OBP	E
2020	DID NOT PLAY - No Minor League Season																					
2021	—Angels (ACL)	.175	43	143	29	25	3	3	5	19	0	0	4	28	0	49	4	2	3	.343	.326	11
2022	—Inland Empire	.254	104	382	83	97	23	2	13	64	0	2	8	76	0	142	21	8	4	.427	.387	16
MINOR TOTALS		.232	147	525	112	122	26	5	18	83	0	2	12	104	0	191	25	10	7	.404	.370	27

STRATON PODARAS

C

AGE: 25 BORN: Dec. 9, 1997 in New Hyde Park, NY
 BATS & THROWS: Right
 HIGH SCHOOL: Chaminade HS (NY)
 FULL NAME: Straton Connor Podaras

RESIDES: Glen Head, NY HT.: 6-1 WT.: 200
 ACQUIRED: Signed as non-drafted free agent, July 16, 2021
 COLLEGE: Radford University
 SIGNED BY: —

Year	Club	AVG	G	AB	R	H	2B	3B	HR	RBI	SH	SF	HBP	BB	IBB	SO	SB	CS	GDP	SLG	OBP	E
2021	—Angels (ACL)	.375	17	48	9	18	5	1	1	13	0	0	7	7	0	11	1	0	1	.583	.516	5
2022	—Tri-City	.194	59	170	31	33	10	0	8	19	0	1	8	38	0	58	6	1	4	.394	.364	10
MINOR TOTALS		.234	76	218	40	51	15	1	9	32	0	1	15	45	0	69	7	1	5	.436	.398	15

PLAYER DEVELOPMENT



EDGAR QUERO

C

For information, see 2023 Angels Player Section.

SANTIAGO QUINTERO

LHP

AGE: 17 BORN: Apr. 16, 2005 in Barquisimeto, VZ

RESIDES: Barquisimeto, VZ

HT.: 6-3 WT.: 180

BATS & THROWS: Left

ACQUIRED: Signed as international free agent, Jan. 21, 2022

HIGH SCHOOL: —

COLLEGE: —

FULL NAME: Santiago Quintero

SIGNED BY: Vicente Lupo (Angels)

Year	Club	W-L	ERA	G	GS	CG	GF	SHO	SV	IP	H	R	ER	HR	HB	BB	IBB	SO	WP	BK	BAA
2022—Angels (DSL)		2-4	3.89	12	7	0	2	0	2	44.0	39	33	19	2	1	27	0	48	3	0	.245
MINOR TOTALS		2-4	3.89	12	7	0	2	0	2	44.0	39	33	19	2	1	27	0	48	3	0	.245

NELSON RADA

C

AGE: 17 BORN: Aug. 24, 2005 in Valencia, VZ

RESIDES: Valencia, VZ

HT.: 5-10 WT.: 160

BATS & THROWS: Left

ACQUIRED: Signed as international free agent, Jan. 15, 2022

HIGH SCHOOL: —

COLLEGE: —

FULL NAME: Nelson Gabriel Rada

SIGNED BY: Marlon Urdaneta & Joel Chicarelli (Angels)

Year	Club	AVG	G	AB	R	H	2B	3B	HR	RBI	SH	SF	HBP	BB	IBB	SO	SB	CS	GDP	SLG	OBP	E
2022—Angels (DSL)		.311	50	164	50	51	12	3	1	26	2	0	14	26	1	26	27	6	1	.439	.446	2
MINOR TOTALS		.311	50	164	50	51	12	3	1	26	2	0	14	26	1	26	27	6	1	.439	.446	2

ALEXANDER RAMIREZ

OF

AGE: 20 BORN: Aug. 29, 2002 in San Cristobal, DR

RESIDES: San Cristobal, DR

HT.: 6-2 WT.: 180

BATS & THROWS: Right

ACQUIRED: Signed as international free agent, Aug. 29, 2018

HIGH SCHOOL: —

COLLEGE: —

FULL NAME: Alexander Ramirez

SIGNED BY: Frank Tejada (Angels)

Year	Club	AVG	G	AB	R	H	2B	3B	HR	RBI	SH	SF	HBP	BB	IBB	SO	SB	CS	GDP	SLG	OBP	E
2019—Angels (AZL)		.234	39	154	37	36	8	5	4	19	0	1	6	16	0	59	6	0	0	.429	.328	3
2020—		DID NOT PLAY - No Minor League Season																				
2021—Angels (ACL)		.276	35	127	30	35	7	4	5	27	0	1	4	22	0	50	3	3	3	.512	.396	1
	Inland Empire	.083	19	72	4	6	0	1	0	4	0	0	2	7	0	34	1	1	1	.111	.185	1
2022—Inland Empire		.229	118	475	67	109	24	5	8	59	0	3	11	31	0	160	21	8	6	.352	.290	5
MINOR TOTALS		.225	211	828	138	186	39	15	17	109	0	5	23	76	0	303	31	12	10	.370	.306	10

RAMON RAMIREZ

OF

AGE: 18 BORN: Jan. 30, 2005 in Santo Domingo, DR

RESIDES: Azua, DR

HT.: 6-2 WT.: 195

BATS & THROWS: Left

ACQUIRED: Signed as international free agent, Feb. 23, 2022

HIGH SCHOOL: —

COLLEGE: —

FULL NAME: Ramon Eulices Ramirez

SIGNED BY: Jochy Cabrera (Angels)

Year	Club	AVG	G	AB	R	H	2B	3B	HR	RBI	SH	SF	HBP	BB	IBB	SO	SB	CS	GDP	SLG	OBP	E
2022—Angels (DSL)		.272	55	158	35	43	14	3	4	38	0	1	2	37	0	48	2	5	3	.475	.414	4
MINOR TOTALS		.272	55	158	35	43	14	3	4	38	0	1	2	37	0	48	2	5	3	.475	.414	4

DAYAN REINOSO

RHP

AGE: 24 BORN: Aug. 27, 1998 in Paterson, NJ

RESIDES: Hazelton, PA

HT.: 6-1 WT.: 210

BATS & THROWS: Right

ACQUIRED: Signed as non-drafted free agent, July 31, 2021

HIGH SCHOOL: Hazleton Area HS (PA)

COLLEGE: Erskine College (SC)

FULL NAME: Dayan Reinoso

SIGNED BY: —

Year	Club	W-L	ERA	G	GS	CG	GF	SHO	SV	IP	H	R	ER	HR	HB	BB	IBB	SO	WP	BK	BAA
2021—Angels (ACL)		0-0	0.00	2	0	0	1	0	0	2.0	1	1	0	0	0	1	0	2	2	0	.143
2022—Inland Empire		1-3	3.56	25	0	0	17	0	7	30.1	24	14	12	1	0	20	0	32	2	0	.226
MINOR TOTALS		1-3	3.34	27	0	0	18	0	7	32.1	25	15	12	1	0	21	0	34	4	0	.221

GERARDO REYES

RHP

For information, see 2023 Angels Player Section.



PLAYER DEVELOPMENT

JOSE REYES

OF

AGE: 22 BORN: Sept. 22, 2000 in Santiago, DR

RESIDES: Santiago, DR

HT.: 6-2 WT.: 180

BATS: Left THROWS: Right

ACQUIRED: Signed as international free agent, July 2, 2017

HIGH SCHOOL: —

COLLEGE: —

FULL NAME: Jose Simon Reyes Mauriz

SIGNED BY: Jochy Cabrera (Angels)

Year	Club	AVG	G	AB	R	H	2B	3B	HR	RBI	SH	SF	HBP	BB	IBB	SO	SB	CS	GDP	SLG	OBP	E
2018	—Angels (DSL)	.225	63	227	36	51	12	8	2	27	0	2	4	37	1	74	9	6	4	.374	.341	3
2019	—Angels (AZL)	.237	47	186	28	44	11	6	1	22	0	0	1	22	1	59	5	3	2	.376	.321	10
	Orem	.263	10	38	6	10	1	0	3	8	0	0	1	4	0	13	0	0	0	.526	.349	0
2020	—	DID NOT PLAY - No Minor League Season																				
2021	—Inland Empire	.212	90	325	35	69	13	4	6	45	0	4	2	25	0	117	1	2	4	.332	.270	4
2022	—Tri-City	.130	6	23	2	3	1	0	1	4	0	0	0	0	6	0	0	0	0	.304	.130	0
	Angels (AZL)	.303	38	122	19	37	5	1	4	16	0	0	0	5	0	29	2	1	1	.459	.331	1
MINOR TOTALS		.232	254	921	126	214	43	19	17	122	0	6	8	93	2	298	17	12	11	.376	.306	18

YOKELVIN REYES

LHP

AGE: 19 BORN: Mar. 29, 2004 in San Cristobal, DR

RESIDES: San Cristobal, DR

HT.: 6-1 WT.: 195

BATS & THROWS: Left

ACQUIRED: Signed as international free agent, Apr. 15, 2021

HIGH SCHOOL: —

COLLEGE: —

FULL NAME: Yokelvin Reyes

SIGNED BY: Rusbel Cabrera (Angels)

Year	Club	W-L	ERA	G	GS	CG	GF	SHO	SV	IP	H	R	ER	HR	HB	BB	IBB	SO	WP	BK	BAA
2021	—Angels (DSL)	3-1	3.10	12	1	0	2	0	1	20.1	17	8	7	0	2	17	0	26	4	1	.239
2022	—Angels (DSL)	0-2	10.80	8	0	0	4	0	0	11.2	21	16	14	0	3	6	0	12	3	0	.375
MINOR TOTALS		3-3	5.91	20	1	0	6	0	1	32.0	38	24	21	0	5	23	0	38	7	1	.299

STEVEN RIVAS

OF

AGE: 23 BORN: June 28, 1999 in Loma Linda, CA

RESIDES: Rancho Cucamonga, CA

HT.: 6-1 WT.: 220

BATS & THROWS: Left

ACQUIRED: Signed as non-drafted free agent, July 15, 2021

HIGH SCHOOL: Etiwanda HS (CA)

COLLEGE: Long Beach State, Coll. of Southern Nevada, Univ. of Houston

FULL NAME: Steven Gustavo Rivas

SIGNED BY: Brian Gordon (Angels)

Year	Club	AVG	G	AB	R	H	2B	3B	HR	RBI	SH	SF	HBP	BB	IBB	SO	SB	CS	GDP	SLG	OBP	E
2021	—Tri-City	.145	27	83	8	12	2	0	3	6	0	1	1	6	0	32	2	0	2	.277	.209	2
2022	—Tri-City	.244	82	299	31	73	20	1	8	50	2	1	2	12	0	107	4	1	6	.398	.277	3
	Angels (AZL)	.333	3	12	3	4	0	0	1	3	0	0	1	0	4	0	0	0	0	.583	.385	0
MINOR TOTALS		.226	112	394	42	89	22	1	12	59	2	2	3	19	0	143	6	1	8	.378	.266	5

ERIK RIVERA

LHP/DH

AGE: 21 BORN: Apr. 2, 2001 in Caguas, PR

RESIDES: Caguas, PR

HT.: 6-2 WT.: 200

BATS & THROWS: Left

ACQUIRED: Fourth round of 2019 First-Year Player Draft

HIGH SCHOOL: Puerto Rico Baseball Academy (Gurabo)

COLLEGE: —

FULL NAME: Erik Manuelle Rivera

SIGNED BY: Ralph Reyes (Angels)

Pitching:

Year	Club	W-L	ERA	G	GS	CG	GF	SHO	SV	IP	H	R	ER	HR	HB	BB	IBB	SO	WP	BK	BAA	
2019	—	DID NOT PITCH																				
2020	—	DID NOT PLAY - No Minor League Season																				
2021	—Inland Empire	0-0	0.00	1	1	0	0	0	0	3.1	1	0	0	0	1	1	0	6	0	0	.091	
2022	—	DID NOT PLAY																				
MINOR TOTALS		0-0	0.00	1	1	0	0	0	0	3.1	1	0	0	0	1	1	0	6	0	0	.091	

Batting:

Year	Club	AVG	G	AB	R	H	2B	3B	HR	RBI	SH	SF	HBP	BB	IBB	SO	SB	CS	GDP	SLG	OBP	E
2019	—Angels (AZL)	.208	21	72	8	15	4	0	0	9	0	0	2	9	0	31	0	0	0	.264	.313	0
2020	—	DID NOT PLAY - No Minor League Season																				
2021	—Inland Empire	DID NOT BAT																				
2022	—	DID NOT PLAY																				
MINOR TOTALS		.208	21	72	8	15	4	0	0	9	0	0	2	9	0	31	0	0	0	.264	.313	0

PLAYER DEVELOPMENT



WILLIAM RIVERA

OF

AGE: 22 **BORN:** Apr. 21, 2000 in San Juan, PR
BATS & THROWS: Right
HIGH SCHOOL: Puerto Rico Baseball Academy (Gurabo)
FULL NAME: William Miguel Rivera Roldan

RESIDES: Gurabo, PR **HT.:** 6-3 **WT.:** 185
ACQUIRED: 23rd round of 2018 First-Year Player Draft
COLLEGE: —
SIGNED BY: Ralph Reyes (Angels)

Year	Club	AVG	G	AB	R	H	2B	3B	HR	RBI	SH	SF	HBP	BB	IBB	SO	SB	CS	GDP	SLG	OBP	E
2018—	Angels (AZL)	.152	27	92	5	14	1	0	0	2	0	0	2	8	0	36	1	0	2	.163	.235	1
2019—	Angels (AZL)	.194	26	93	18	18	3	0	0	13	0	0	3	11	0	29	1	2	1	.226	.299	2
2020—																						
<i>DID NOT PLAY - No Minor League Season</i>																						
2021—	Inland Empire	.286	6	21	6	6	0	0	0	2	0	0	0	5	0	4	2	0	0	.286	.423	1
	Angels (ACL)	.189	14	37	2	7	0	0	0	3	0	0	2	2	0	10	1	0	3	.189	.268	0
	Tri-City	.059	5	17	0	1	0	0	0	1	0	1	0	0	0	7	0	0	3	.059	.056	1
2022—	Angels (ACL)	.333	4	6	1	2	0	0	0	0	0	0	1	1	0	2	0	2	0	.333	.500	0
	Salt Lake	.000	1	3	1	0	0	0	0	0	0	0	0	1	0	1	1	0	0	.000	.250	0
MINOR TOTALS		.178	83	269	33	48	4	0	0	21	0	1	8	28	0	89	6	4	9	.193	.275	5

ELIEZER RIVERO

C

AGE: 18 **BORN:** Mar. 29, 2005 in Valencia, VZ
BATS & THROWS: Right
HIGH SCHOOL: —
FULL NAME: Eliezer Jose Rivero

RESIDES: Valencia, VZ **HT.:** 6-0 **WT.:** 180
ACQUIRED: Signed as international free agent, Jan. 15, 2022
COLLEGE: —
SIGNED BY: Marlon Urdaneta & Joel Chicarelli (Angels)

Year	Club	AVG	G	AB	R	H	2B	3B	HR	RBI	SH	SF	HBP	BB	IBB	SO	SB	CS	GDP	SLG	OBP	E
2022—	Angels (DSL)	.284	23	67	13	19	3	0	0	5	1	0	3	5	0	12	2	2	3	.328	.360	1
MINOR TOTALS		.284	23	67	13	19	3	0	0	5	1	0	3	5	0	12	2	2	3	.328	.360	1

ALEJANDRO RODRIGUEZ

LHP

AGE: 18 **BORN:** Nov. 15, 2004 in Porlamar, VZ
BATS & THROWS: Left
HIGH SCHOOL: —
FULL NAME: Alejandro Jose Rodriguez

RESIDES: Porlamar, VZ **HT.:** 6-0 **WT.:** 170
ACQUIRED: Signed as international free agent, Jan. 15, 2022
COLLEGE: —
SIGNED BY: Vicente Lupo (Angels)

Year	Club	W-L	ERA	G	GS	CG	GF	SHO	SV	IP	H	R	ER	HR	HB	BB	IBB	SO	WP	BK	BAA
2022—	Angels (DSL)	2-1	5.23	14	0	0	3	0	1	20.2	18	14	12	1	4	26	0	27	7	0	.247
MINOR TOTALS		2-1	5.23	14	0	0	3	0	1	20.2	18	14	12	1	4	26	0	27	7	0	.247

GABRIEL RODRIGUEZ

C

AGE: 20 **BORN:** Sept. 29, 2002 in Barquisimeto, VZ
BATS & THROWS: Right
HIGH SCHOOL: —
FULL NAME: Gabriel Antonio Rodriguez Salazar

RESIDES: Lara, VZ **HT.:** 6-1 **WT.:** 155
ACQUIRED: Signed as international free agent, July 2, 2019
COLLEGE: —
SIGNED BY: Andres Garcia & Joel Chicarelli (Angels)

Year	Club	AVG	G	AB	R	H	2B	3B	HR	RBI	SH	SF	HBP	BB	IBB	SO	SB	CS	GDP	SLG	OBP	E
2020—																						
<i>DID NOT PLAY - No Minor League Season</i>																						
2021—	Angels (ACL)	.286	21	63	6	18	5	0	1	10	0	1	2	3	0	15	0	0	1	.413	.333	4
2022—	Angels (ACL)	.176	11	34	4	6	1	0	1	5	0	1	0	4	0	8	0	0	2	.294	.256	1
MINOR TOTALS		.247	32	97	10	24	6	0	2	15	0	2	2	7	0	23	0	0	3	.371	.306	5

LUIS RODRIGUEZ

INF

AGE: 18 **BORN:** Dec. 22, 2004 in Valencia, VZ
BATS & THROWS: Right
HIGH SCHOOL: —
FULL NAME: Luis Eduardo Rodriguez

RESIDES: Valencia, VZ **HT.:** 6-1 **WT.:** 175
ACQUIRED: Signed as international free agent, Jan. 15, 2022
COLLEGE: —
SIGNED BY: Marlon Urdaneta & Joel Chicarelli (Angels)

Year	Club	AVG	G	AB	R	H	2B	3B	HR	RBI	SH	SF	HBP	BB	IBB	SO	SB	CS	GDP	SLG	OBP	E
Will make professional debut in 2023																						

VICTOR RODRIGUEZ

INF

AGE: 17 **BORN:** Jan. 24, 2006 in Mao, DR
BATS & THROWS: Right
HIGH SCHOOL: —
FULL NAME: Victor Jose Rodriguez

RESIDES: Mao, DR **HT.:** 5-10 **WT.:** 165
ACQUIRED: Signed as international free agent, Jan. 15, 2023
COLLEGE: —
SIGNED BY: Jochy Cabrera (Angels)

Year	Club	AVG	G	AB	R	H	2B	3B	HR	RBI	SH	SF	HBP	BB	IBB	SO	SB	CS	GDP	SLG	OBP	E
Will make professional debut in 2023																						

FERNANDO ROMERO

LHP

For information, see 2023 Angels Player Section.

PLAYER DEVELOPMENT

KENNY ROSENBERG

RHP

For information, see 2023 Angels Player Section.

JORGE RUIZ

OF

AGE: 18 BORN: June 30, 2004 in Valencia, VZ

RESIDES: San Cristobal, DR

HT.: 5-10 WT.: 165

BATS & THROWS: Left

ACQUIRED: Signed as international free agent, May 12, 2021

HIGH SCHOOL: —

COLLEGE: —

FULL NAME: Jorge Alejandro Ruiz

SIGNED BY: Felix Feliz (Angels)

Year	Club	AVG	G	AB	R	H	2B	3B	HR	RBI	SH	SF	HBP	BB	IBB	SO	SB	CS	GDP	SLG	OBP	E
2021—Angels (DSL)		.270	53	174	32	47	9	2	1	15	2	3	11	22	0	25	19	6	1	.362	.381	1
2022—Angels (ACL)		.335	53	203	36	68	12	2	0	23	2	1	4	12	0	20	8	2	2	.414	.382	3
MINOR TOTALS		.305	106	377	68	115	21	4	1	38	4	4	15	34	0	45	27	8	3	.390	.381	4

JOSE SALVADOR

LHP

AGE: 23 BORN: Sept. 21, 1999 in Santa Domingo, DR

RESIDES: Santo Domingo, DR

HT.: 6-2 WT.: 170

BATS & THROWS: Left

ACQUIRED: From Cincinnati for Brian Goodwin, Sept. 2, 2020

HIGH SCHOOL: —

COLLEGE: —

FULL NAME: Jose Daniel Salvador

SIGNED BY: Gary Peralta (Reds)

Year	Club	W-L	ERA	G	GS	CG	GF	SHO	SV	IP	H	R	ER	HR	HB	BB	IBB	SO	WP	BK	BAA
2018—Reds (DSL)		3-0	1.18	14	12	0	0	0	0	53.1	28	8	7	0	3	20	0	72	10	1	.155
2019—Billings		0-0	3.86	3	3	0	0	0	0	11.2	10	5	5	1	0	3	0	15	1	0	.213
	Greeneville	2-3	5.05	11	11	0	0	0	0	46.1	50	27	26	6	1	16	0	57	9	1	.273
2020—										<i>DID NOT PLAY - Participated at Reds Alternate Training Site</i>											
2021—Inland Empire		6-6	5.91	20	17	0	0	0	0	96.0	100	66	63	10	6	47	0	115	14	0	.272
2022—Inland Empire		2-4	2.66	10	10	0	0	0	0	47.1	42	20	14	2	2	15	0	68	8	0	.228
	Tri-City	4-7	4.58	14	14	0	0	0	0	70.2	76	39	36	10	2	30	0	84	4	1	.276
MINOR TOTALS		17-20	4.18	72	67	0	0	0	0	325.1	306	165	151	29	14	131	0	411	46	3	.247

ANDRE SANCHEZ

RHP

AGE: 20 BORN: Feb. 5, 2003 in Cordoba, Mexico

RESIDES: Cordoba, Mexico

HT.: 5-10 WT.: 140

BATS & THROWS: Right

ACQUIRED: Signed as international free agent, May 19, 2022

HIGH SCHOOL: —

COLLEGE: —

FULL NAME: Andre Omar Sanchez

SIGNED BY: Cosme Valle (Angels)

Year	Club	W-L	ERA	G	GS	CG	GF	SHO	SV	IP	H	R	ER	HR	HB	BB	IBB	SO	WP	BK	BAA
2022—Angels (DSL)		5-2	5.11	13	2	0	5	0	1	44.0	33	27	25	2	6	23	0	47	6	0	.208
MINOR TOTALS		5-2	5.11	13	2	0	5	0	1	44.0	33	27	25	2	6	23	0	47	6	0	.208

JADIEL SANCHEZ

OF

AGE: 21 BORN: May 10, 2001 in Arroyo, PR

RESIDES: Arroyo, PR

HT.: 6-2 WT.: 185

BATS: Switch THROWS: Right

ACQUIRED: From Philadelphia with OF Mickey Moniak in exchange for RHP Noah Syndergaard, August 2, 2022

HIGH SCHOOL: —

COLLEGE: —

FULL NAME: Jadiel Alexis Sanchez

SIGNED BY: Luis Raffan (Phillies)

Year	Club	AVG	G	AB	R	H	2B	3B	HR	RBI	SH	SF	HBP	BB	IBB	SO	SB	CS	GDP	SLG	OBP	E
2019—Phillies West (GCL)		.167	10	36	3	6	0	0	1	4	0	0	2	0	0	9	0	1	0	.250	.211	0
2020—										<i>DID NOT PLAY - No Minor League Season</i>												
2021—Phillies (FCL)		.217	7	23	2	5	0	0	0	4	0	1	0	3	0	5	1	0	0	.217	.296	0
	Clearwater	.297	21	74	13	22	3	1	2	6	0	0	1	8	0	14	0	2	2	.446	.373	0
2022—Clearwater		.236	38	140	13	33	5	2	6	19	0	3	1	10	0	27	2	2	1	.429	.286	3
	Phillies (FCL)	.500	1	2	0	1	0	0	0	0	0	0	0	0	0	0	0	0	0	1.000	.500	0
	Inland Empire	.309	15	55	7	17	3	1	0	6	0	1	3	4	0	11	0	1	0	.400	.381	1
MINOR TOTALS		.255	92	330	38	84	12	4	9	39	0	5	5	27	0	66	3	6	3	.397	.316	4

NATANAEL SANTANA

OF

AGE: 21 BORN: July 27, 2001 in Maimon, DR

RESIDES: Higuey, DR

HT.: 6-3 WT.: 190

BATS & THROWS: Right

ACQUIRED: Signed as international free agent, Apr. 1, 2019

HIGH SCHOOL: —

COLLEGE: —

FULL NAME: Natanael Santana Louis

SIGNED BY: Giovanni Hernandez, Aneudi Mercado & Jochy Cabrera (Angels)

Year	Club	AVG	G	AB	R	H	2B	3B	HR	RBI	SH	SF	HBP	BB	IBB	SO	SB	CS	GDP	SLG	OBP	E
2021—Angels (DSL)		.258	54	182	34	47	5	1	5	27	0	2	10	34	0	66	12	4	0	.379	.399	4
2020—										<i>DID NOT PLAY - No Minor League Season</i>												
2021—Angels (ACL)		.239	48	163	30	39	8	2	2	14	0	1	7	11	0	70	13	2	0	.350	.313	3
2022—										<i>INJURED — DID NOT PLAY</i>												
MINOR TOTALS		.249	102	345	64	86	13	3	7	41	0	3	17	45	0	136	25	6	0	.365	.361	7



ANTHONY SCULL

OF

AGE: 19 BORN: Jan. 26, 2004 in La Habana, Cuba

BATS & THROWS: Left

HIGH SCHOOL: —

FULL NAME: Anthony Bruno Scull

RESIDES: Dominican Republic

HT.: 6-0 WT.: 165

ACQUIRED: Signed as international free agent, Sept. 6, 2021

COLLEGE: —

SIGNED BY: Rusbell Cabrera (Angels)

Year	Club	AVG	G	AB	R	H	2B	3B	HR	RBI	SH	SF	HBP	BB	IBB	SO	SB	CS	GDP	SLG	OBP	E
2021	—Angels (DSL)	.115	10	26	6	3	0	1	0	7	0	2	2	3	0	11	3	0	0	.192	.242	1
2022	—Angels (DSL)	.000	1	1	0	0	0	0	0	0	0	0	0	0	0	1	0	0	0	.000	.000	0
	Angels (ACL)	.306	13	36	8	11	0	2	0	6	0	0	0	5	0	11	1	1	0	.417	.390	0
MINOR TOTALS		.222	24	63	14	14	0	3	0	13	0	2	2	8	0	23	4	1	0	.317	.320	1

DAWRY SEGURA

RHP

AGE: 19 BORN: Aug. 5, 2003 in Moca, DR

BATS & THROWS: Right

HIGH SCHOOL: —

FULL NAME: Dawry Segura Almanzar

RESIDES: Moca, DR

HT.: 6-2 WT.: 140

ACQUIRED: Signed as international free agent, Aug. 5, 2019

COLLEGE: —

SIGNED BY: Jochy Cabrera & Aneudi Mercado (Angels)

Year	Club	W-L	ERA	G	GS	CG	GF	SHO	SV	IP	H	R	ER	HR	HB	BB	IBB	SO	WP	BK	BAA
<i>DID NOT PLAY - No Minor League Season</i>																					
2021	—Angels (DSL)	1-0	2.97	8	5	0	2	0	0	30.1	29	10	10	3	2	3	0	24	5	1	.250
2022	—Angels (ACL)	0-0	9.35	7	0	0	1	0	0	8.2	18	9	9	1	0	2	0	7	1	0	.429
MINOR TOTALS		1-0	4.38	15	5	0	3	0	0	39.0	47	19	19	4	2	5	0	31	6	1	.297

HAYDEN SEIG

RHP

AGE: 24 BORN: Sept. 10, 1998 in Mechanicsburg, PA

BATS & THROWS: Right

HIGH SCHOOL: Mechanicsburg HS (PA)

FULL NAME: Hayden John Seig

RESIDES: Mechanicsburg, PA

HT.: 6-5 WT.: 225

ACQUIRED: Signed as non-drafted free agent, Aug. 9, 2021

COLLEGE: St. Joseph's University (PA)

SIGNED BY: —

Year	Club	W-L	ERA	G	GS	CG	GF	SHO	SV	IP	H	R	ER	HR	HB	BB	IBB	SO	WP	BK	BAA
2021	—Fargo-Moor.(Ind.)	0-0	0.00	7	0	0	1	0	1	8.0	5	1	0	0	0	2	0	7	0	0	—
2022	—Inland Empire	4-1	0.82	9	0	0	9	0	3	11.0	11	3	1	0	0	2	1	12	0	0	.262
	Tri-City	3-2	6.34	26	0	0	2	0	0	32.2	53	29	23	4	3	13	0	26	8	0	.371
MINOR TOTALS		7-3	4.95	35	0	0	11	0	3	43.2	64	32	24	4	3	15	1	38	8	0	.346

BLAKE SEIGLER

RHP

AGE: 25 BORN: Feb. 16, 1998 in North Augusta, SC

BATS & THROWS: Right

HIGH SCHOOL: North Augusta HS (SC)

FULL NAME: Blake Perry Seigler

RESIDES: North Augusta, SC

HT.: 6-3 WT.: 205

ACQUIRED: Signed as non-drafted free agent, Aug. 18, 2021

COLLEGE: University of South Carolina Aiken

SIGNED BY: —

Year	Club	W-L	ERA	G	GS	CG	GF	SHO	SV	IP	H	R	ER	HR	HB	BB	IBB	SO	WP	BK	BAA
2021	—Angels (ACL)	0-0	0.00	2	0	0	0	0	0	3.1	0	0	0	0	1	1	0	4	0	0	.000
	Inland Empire	0-0	20.25	1	0	0	0	0	0	1.1	1	3	3	0	0	5	0	2	1	0	.200
2022	—Inland Empire	4-0	4.15	22	0	0	7	0	2	30.1	26	17	14	3	2	25	0	41	5	0	.228
MINOR TOTALS		4-0	4.37	25	0	0	7	0	2	35.0	27	20	17	3	3	31	0	47	6	0	.208

CHRISTIAN SEPULVEDA

INF

AGE: 25 BORN: Jan. 5, 1998 in New York, NY

BATS & THROWS: Right

HIGH SCHOOL: HS of Graphic Communication Arts (New York, NY)

FULL NAME: Christian Manuel Sepulveda

RESIDES: New York, NY

HT.: 6-5 WT.: 205

ACQUIRED: Signed as non-drafted free agent, Apr. 22, 2022

COLLEGE: University of Texas Rio Grande Valley (Brownsville, TX)

SIGNED BY: Ross Vecchio (Angels)

Year	Club	AVG	G	AB	R	H	2B	3B	HR	RBI	SH	SF	HBP	BB	IBB	SO	SB	CS	GDP	SLG	OBP	E
2022	—Tri-City	.252	35	123	18	31	13	1	1	17	0	2	5	5	0	31	2	2	5	.398	.304	3
	Angels (ACL)	.283	35	120	25	34	8	3	6	23	0	0	6	11	0	35	7	0	2	.550	.372	7
MINOR TOTALS		.267	70	243	43	65	21	4	7	40	0	2	11	16	0	66	9	2	7	.473	.338	10

ENDERJER SIFONTES

RHP

AGE: 20 BORN: Nov. 19, 2002 in Barcelona, VZ

BATS & THROWS: Right

HIGH SCHOOL: —

FULL NAME: Enderjer Jose Sifontes Diaz

RESIDES: Bellflower, CA

HT.: 6-0 WT.: 135

ACQUIRED: Signed as international free agent, July 2, 2019

COLLEGE: —

SIGNED BY: Edner Gonzalez (Angels)

Year	Club	W-L	ERA	G	GS	CG	GF	SHO	SV	IP	H	R	ER	HR	HB	BB	IBB	SO	WP	BK	BAA
<i>DID NOT PLAY - No Minor League Season</i>																					
2021	—Angels (DSL)	0-1	5.87	3	3	0	0	0	0	7.2	11	6	5	0	1	2	0	7	0	0	.324
<i>INJURED — DID NOT PLAY</i>																					
MINOR TOTALS		0-1	5.87	3	3	0	0	0	0	7.2	11	6	5	0	1	2	0	7	0	0	.324

PLAYER DEVELOPMENT

PLAYER DEVELOPMENT

JAKE SMITH

RHP

AGE: 23 BORN: Oct. 4, 1999 in Chapel Hill, NC

RESIDES: Chapel Hill, NC

HT.: 6-5 WT.: 200

BATS & THROWS: Right

ACQUIRED: Sixth round of 2021 First-Year Player Draft

HIGH SCHOOL: Chapel Hill HS (NC)

COLLEGE: Chipola Coll. (FL)/State Coll. of Florida/Univ. of Miami (FL)

FULL NAME: Jake Mason Smith

SIGNED BY: Brandon McArthur (Angels)

Year	Club	W-L	ERA	G	GS	CG	GF	SHO	SV	IP	H	R	ER	HR	HB	BB	IBB	SO	WP	BK	BAA
2021	—Tri-City	1-1	5.56	5	3	0	0	0	0	11.1	15	7	7	4	2	3	0	13	0	0	.313
2022	—Tri-City	2-5	3.72	27	7	0	1	0	0	67.2	59	36	28	6	4	30	0	78	4	0	.227
MINOR TOTALS		3-6	3.99	32	10	0	1	0	0	79.0	74	43	35	10	6	33	0	91	4	0	.240

RYAN SMITH

LHP

AGE: 25 BORN: Aug. 13, 1997 in Queens, NY

RESIDES: Garden City, NY

HT.: 5-11 WT.: 185

BATS & THROWS: Left

ACQUIRED: 18th round of 2019 First-Year Player Draft

HIGH SCHOOL: Garden City HS (NY)

COLLEGE: Princeton University (NJ)

FULL NAME: Ryan William Smith

SIGNED BY: Ryan Leahy (Angels)

Year	Club	W-L	ERA	G	GS	CG	GF	SHO	SV	IP	H	R	ER	HR	HB	BB	IBB	SO	WP	BK	BAA
2019	—Orem	0-2	5.26	19	0	0	6	0	0	25.2	25	17	15	5	1	12	0	37	1	0	.250
2020		<i>DID NOT PLAY - No Minor League Season</i>																			
2021	—Inland Empire	2-1	1.63	5	4	0	0	0	0	27.2	14	5	5	2	2	7	0	44	2	0	.147
	—Tri-City	3-3	3.74	8	8	0	0	0	0	45.2	32	21	19	7	2	7	0	52	2	0	.194
	—Rocket City	2-2	4.28	6	6	0	0	0	0	33.2	42	18	16	5	0	8	0	36	1	0	.307
	—Salt Lake	0-1	8.46	5	5	0	0	0	0	22.1	28	24	21	6	0	11	0	21	1	0	.292
2022	—Salt Lake	2-6	6.75	32	10	0	6	0	1	78.2	90	67	59	17	4	35	0	81	7	1	.285
MINOR TOTALS		9-15	5.20	75	33	0	12	0	1	233.2	231	152	135	42	9	80	0	271	14	1	.254

UBALDO SOTO

RHP

AGE: 16 BORN: July 12, 2006 in Sabana Larga, DR

RESIDES: San Jose De Ocoa, DR

HT.: 6-2 WT.: 160

BATS & THROWS: Right

ACQUIRED: Signed as international free agent, Jan. 15, 2023

HIGH SCHOOL: —

COLLEGE: —

FULL NAME: Ubaldo Nayib Soto

SIGNED BY: Frank Tejeda (Angels)

Year	Club	W-L	ERA	G	GS	CG	GF	SHO	SV	IP	H	R	ER	HR	HB	BB	IBB	SO	WP	BK	BAA
Will make professional debut in 2023																					

JARED SOUTHARD

RHP

AGE: 22 BORN: Oct. 4, 2000 in Austin, TX

RESIDES: Leander, TX

HT.: 6-2 WT.: 220

BATS & THROWS: Right

ACQUIRED: 12th round of 2022 First-Year Player Draft

HIGH SCHOOL: Rouse HS (Leander, TX)

COLLEGE: University of Texas at Austin

FULL NAME: Jared Rhett Southard

SIGNED BY: KJ Hendricks (Angels)

Year	Club	W-L	ERA	G	GS	CG	GF	SHO	SV	IP	H	R	ER	HR	HB	BB	IBB	SO	WP	BK	BAA
2022	—Inland Empire	0-0	12.38	8	0	0	2	0	0	8.0	19	11	11	2	2	8	0	4	1	0	.487
MINOR TOTALS		0-0	12.38	8	0	0	2	0	0	8.0	19	11	11	2	2	8	0	4	1	0	.487

JOE STEWART

OF

AGE: 24 BORN: May 6, 1998 in Kalamazoo, MI

RESIDES: Portage, MI

HT.: 6-4 WT.: 205

BATS & THROWS: Right

ACQUIRED: Ninth round of 2022 First-Year Player Draft

HIGH SCHOOL: Portage Central HS (Portage, MI)

COLLEGE: Michigan State University, University of Michigan

FULL NAME: Joseph James Stewart

SIGNED BY: Ross Vecchio (Angels)

Year	Club	AVG	G	AB	R	H	2B	3B	HR	RBI	SH	SF	HBP	BB	IBB	SO	SB	CS	GDP	SLG	OBP	E
2022	—Tri-City	.232	33	125	11	29	6	1	1	17	0	1	3	10	0	43	7	1	4	.320	.302	1
MINOR TOTALS		.232	33	125	11	29	6	1	1	17	0	1	3	10	0	43	7	1	4	.320	.302	1

WILLIAN SUAREZ

RHP

AGE: 25 BORN: March 21, 1998 in Santo Domingo, DR

RESIDES: Azua, DR

HT.: 6-3 WT.: 175

BATS & THROWS: Right

ACQUIRED: From San Francisco in AAA Rule 5 Draft on Dec. 7, 2022

HIGH SCHOOL: —

COLLEGE: —

FULL NAME: Willian Fernando Suarez

SIGNED BY: Jonathan Bautista (Giants)

Year	Club	W-L	ERA	G	GS	CG	GF	SHO	SV	IP	H	R	ER	HR	HB	BB	IBB	SO	WP	BK	BAA
2016	—Giants (DSL)	0-0	3.38	4	0	0	0	0	0	5.1	7	3	2	0	2	4	0	3	4	0	.304
2017	—Giants (DSL)	0-0	13.50	4	0	0	0	0	0	2.0	7	5	3	0	2	1	0	4	0	0	.538
2018	—Giants (DSL)	3-3	5.02	17	0	0	6	0	0	28.2	21	18	16	4	6	15	0	26	7	0	.204
2019	—Giants (DSL)	2-2	6.68	22	1	0	11	0	2	33.2	42	30	25	1	5	23	1	39	15	0	.304
2020		<i>DID NOT PLAY - No Minor League Season</i>																			
2021	—Giants Or. (ACL)	4-1	4.40	15	0	0	4	0	2	28.2	26	18	14	3	4	19	1	39	7	1	.245
2022	—Giants Bl. (ACL)	2-0	3.60	14	0	0	6	0	1	30.0	23	14	12	4	1	12	0	56	10	1	.205
	—San Jose	1-1	4.76	12	0	0	2	0	1	17.0	13	9	9	1	3	12	0	35	3	0	.200
MINOR TOTALS		12-7	5.02	88	1	0	29	0	6	145.1	139	97	81	13	23	86	2	202	46	2	.248



JOHN SWANDA

RHP

AGE: 24 BORN: Mar. 18, 1999 in Des Moines, IA

RESIDES: Des Moines, IA

HT.: 6-2 WT.: 185

BATS & THROWS: Right

ACQUIRED: Fourth round of 2017 First-Year Player Draft

HIGH SCHOOL: Theodore Roosevelt HS (IA)

COLLEGE: —

FULL NAME: John Thomas Swanda

SIGNED BY: Joel Murrie (Angels)

Year	Club	W-L	ERA	G	GS	CG	GF	SHO	SV	IP	H	R	ER	HR	HB	BB	IBB	SO	WP	BK	BAA
2017	—Angels (AZL)	1-2	9.31	7	1	0	0	0	0	9.2	13	10	10	1	1	6	1	6	3	0	.333
2018	—Orem	0-4	4.50	10	10	0	0	0	0	30.0	37	20	15	4	2	7	0	26	3	1	.291
2019	—Burlington	0-1	3.86	4	4	0	0	0	0	11.2	12	6	5	0	1	5	0	8	1	0	.255
<i>DID NOT PLAY - No Minor League Season</i>																					
2021	—Inland Empire	7-5	4.14	20	15	0	2	0	0	104.1	104	61	48	13	3	33	0	92	13	0	.250
	Rocket City	0-1	10.57	2	2	0	0	0	0	7.2	12	9	9	1	2	2	0	2	1	0	.375
2022	—Tri-City	5-1	5.76	6	5	0	0	0	0	29.2	33	19	19	3	1	4	0	22	4	2	.284
	Inland Empire	2-0	4.50	2	0	0	1	0	0	8.0	7	5	4	1	4	1	0	7	0	0	.233
	Angels (ACL)	1-0	0.00	3	2	0	0	0	0	6.0	2	0	0	0	0	0	0	7	0	0	.100
MINOR TOTALS		16-14	4.78	54	39	0	3	0	0	207.0	220	130	110	23	14	58	1	170	25	3	.266

BRYCE TEODOSIO

OF

For information, see 2023 Angels Player Section.

BRENDAN TINSMAN

C

AGE: 23 BORN: Dec. 6, 1999 in Cape Elizabeth, ME

RESIDES: Cape Elizabeth, ME

HT.: 6-2 WT.: 225

BATS & THROWS: Right

ACQUIRED: 20th round of 2022 First-Year Player Draft

HIGH SCHOOL: Cape Elizabeth HS (Cape Elizabeth, ME)

COLLEGE: Wake Forest University (Winston-Salem, NC)

FULL NAME: Brendan Tinsman

SIGNED BY: Nick Gorneault (Angels)

Year	Club	AVG	G	AB	R	H	2B	3B	HR	RBI	SH	SF	HBP	BB	IBB	SO	SB	CS	GDP	SLG	OBP	E
2022	—Angels (ACL)	.250	6	20	2	5	1	0	0	5	0	0	1	1	0	6	0	0	2	.300	.318	0
	Tri-City	.304	7	23	3	7	0	0	0	0	0	0	1	1	0	3	1	0	2	.304	.360	0
MINOR TOTALS		.279	13	43	5	12	1	0	0	5	0	0	2	2	0	9	1	0	4	.302	.340	0

ERIC TORRES

LHP

For information, see 2023 Angels Player Section.

LUIS TORRES

OF

AGE: 19 BORN: Jan. 12, 2004 in Santo Domingo, DR

RESIDES: Santo Domingo, DR

HT.: 6-3 WT.: 210

BATS & THROWS: Right

ACQUIRED: Signed as international free agent, Feb. 7, 2022

HIGH SCHOOL: —

COLLEGE: —

FULL NAME: Luis Torres

SIGNED BY: Frank Tejada (Angels)

Year	Club	AVG	G	AB	R	H	2B	3B	HR	RBI	SH	SF	HBP	BB	IBB	SO	SB	CS	GDP	SLG	OBP	E
2022	—Angels (DSL)	.345	59	203	47	70	20	1	8	41	0	3	6	17	0	35	8	5	3	.571	.406	13
MINOR TOTALS		.345	59	203	47	70	20	1	8	41	0	3	6	17	0	35	8	5	3	.571	.406	13

RILEY UNROE

INF

AGE: 27 BORN: Aug. 3, 1995 in New Orleans, LA

RESIDES: Mesa, AZ

HT.: 5-11 WT.: 180

BATS: Switch THROWS: Right

ACQUIRED: From Seattle in AAA Rule 5 Draft on Dec. 7, 2022

HIGH SCHOOL: Desert Ridge HS (AZ)

COLLEGE: —

FULL NAME: Riley Timothy Unroe

SIGNED BY: Jayson Durocher (Rays)

Year	Club	AVG	G	AB	R	H	2B	3B	HR	RBI	SH	SF	HBP	BB	IBB	SO	SB	CS	GDP	SLG	OBP	E
2013	—Rays (GCL)	.246	46	167	34	41	7	3	1	15	0	0	2	33	0	43	7	2	1	.341	.376	8
2014	—Princeton	.226	61	243	32	55	11	2	3	19	0	1	3	29	0	47	7	5	4	.325	.315	10
2015	—Bowling Green	.255	116	439	45	112	13	2	4	35	5	4	2	51	0	99	13	9	3	.321	.333	11
2016	—Charlotte	.220	105	369	42	81	12	3	4	31	8	5	4	47	0	91	18	10	3	.301	.311	11
2017	—Montgomery	.224	75	245	33	55	10	3	2	30	7	3	2	41	0	69	6	5	0	.314	.337	8
	Charlotte	.141	20	71	8	10	3	1	1	2	2	0	1	7	0	26	3	0	1	.254	.228	3
2018	—Mobile	.226	106	345	45	78	9	2	4	42	1	2	2	52	0	96	10	9	2	.299	.329	20
	Salt Lake	.263	6	19	1	5	2	0	0	1	0	0	0	1	0	5	1	0	1	.368	.300	0
2019	—Florida	.304	38	138	25	42	9	1	3	20	0	1	3	20	1	34	4	2	3	.449	.401	5
	Mississippi	.285	77	270	27	77	12	2	5	37	3	2	2	26	1	61	9	2	3	.400	.350	9
	Gwinnett	.171	13	41	7	7	1	0	1	3	0	0	0	7	0	11	1	1	0	.268	.292	1
<i>DID NOT PLAY - No Minor League Season</i>																						
2021	—Gwinnett	.061	13	33	4	2	0	0	0	0	0	0	0	5	0	8	1	0	0	.061	.184	0
	Mississippi	.261	27	88	10	23	3	2	2	6	1	0	2	6	0	19	1	4	1	.409	.323	2
	Braves (FCL)	.500	1	2	1	1	0	0	0	0	0	0	0	1	0	0	0	0	0	1.000	.667	0
2022	—Arkansas	.264	102	368	63	97	18	4	8	53	1	3	3	59	0	85	25	5	2	.399	.367	6
MINOR TOTALS		.242	806	2838	377	686	111	25	38	294	28	21	26	385	2	695	106	54	24	.339	.335	60

PLAYER DEVELOPMENT



PLAYER DEVELOPMENT

WALBERT URENA

RHP

AGE: 19 BORN: Jan. 25, 2004 in Mao, DR

BATS & THROWS: Right

HIGH SCHOOL: —

FULL NAME: Walbert Jhoel Urena

Year	Club	W-L	ERA	G	GS	CG	GF	SHO	SV	IP	H	R	ER	HR	HB	BB	IBB	SO	WP	BK	BAA
2022—Angels (ACL)		3-4	3.86	12	10	0	0	0	0	37.1	25	24	16	2	4	32	0	45	8	2	.187
MINOR TOTALS		3-4	3.86	12	10	0	0	0	0	37.1	25	24	16	2	4	32	0	45	8	2	.187

RESIDES: San Pedro de Macoris, DR HT.: 6-0 WT.: 170

ACQUIRED: Signed as international free agent, Mar. 31, 2021

COLLEGE: —

SIGNED BY: Jochy Cabrera (Angels)

EDINSON VALDESPINA

RHP

AGE: 18 BORN: May 31, 2004 in San Cristobal, DR

BATS & THROWS: Right

HIGH SCHOOL: —

FULL NAME: Edinson Valdespina

Year	Club	W-L	ERA	G	GS	CG	GF	SHO	SV	IP	H	R	ER	HR	HB	BB	IBB	SO	WP	BK	BAA
2021—Angels (DSL)		0-0	9.00	5	1	0	1	0	0	4.0	4	4	4	0	2	9	0	5	4	1	.286
2022—Angels (DSL)		2-2	5.03	11	7	0	0	0	0	39.1	36	29	22	2	11	21	0	36	6	2	.240
MINOR TOTALS		2-2	5.40	16	8	0	1	0	0	43.1	40	33	26	2	13	30	0	41	10	3	.244

RESIDES: Santo Domingo, DR HT.: 6-6 WT.: 190

ACQUIRED: Signed as international free agent, Feb. 26, 2021

COLLEGE: —

SIGNED BY: Rusbell Cabrera (Angels)

CÉSAR VALDEZ

RHP

For information, see 2023 Angels Player Section.

CONNOR VAN SCOYOC

RHP

AGE: 23 BORN: Nov. 26, 1999 in Cedar Rapids, IA

BATS & THROWS: Right

HIGH SCHOOL: Jefferson HS (IA)

FULL NAME: Connor John Van Scoyoc

Year	Club	W-L	ERA	G	GS	CG	GF	SHO	SV	IP	H	R	ER	HR	HB	BB	IBB	SO	WP	BK	BAA
2018—										DID NOT PLAY											
2019—Angels (AZL)		2-2	5.13	12	5	0	1	0	0	40.1	35	29	23	1	9	36	0	50	14	0	.230
2020—										DID NOT PLAY - No Minor League Season											
2021—Angels (ACL)		0-1	4.50	5	4	0	0	0	0	18.0	16	10	9	1	1	10	0	21	4	0	.235
	Inland Empire	0-2	7.99	7	4	0	0	0	0	23.2	37	21	21	1	3	14	0	30	5	0	.366
2022—Inland Empire		11-5	4.28	23	22	0	0	0	0	120.0	103	63	57	10	8	39	0	140	16	2	.226
MINOR TOTALS		13-10	4.90	47	35	0	1	0	0	202.0	191	123	110	13	21	99	0	241	39	2	.246

RESIDES: Council Bluffs, IA HT.: 6-5 WT.: 200

ACQUIRED: 11th round of 2018 First-Year Player Draft

COLLEGE: —

SIGNED BY: Drew Dominguez (Angels)

MARCO VEGA

RHP

AGE: 18 BORN: Oct. 25, 2004 in Las Tablas, Panama

BATS & THROWS: Right

HIGH SCHOOL: —

FULL NAME: Marco Antonio Vega

Year	Club	W-L	ERA	G	GS	CG	GF	SHO	SV	IP	H	R	ER	HR	HB	BB	IBB	SO	WP	BK	BAA
2022—Angels (DSL)		5-2	2.88	14	0	0	10	0	4	25.0	22	12	8	1	3	5	0	27	3	3	.247
MINOR TOTALS		5-2	2.88	14	0	0	10	0	4	25.0	22	12	8	1	3	5	0	27	3	3	.247

RESIDES: Las Tablas, Panama HT.: 6-2 WT.: 165

ACQUIRED: Signed as international free agent, Jan. 15, 2022

COLLEGE: —

SIGNED BY: Raul Gonzalez (Angels)

AROL VERA

INF

AGE: 20 BORN: Sept. 12, 2002 in Valencia, VZ

BATS: Switch THROWS: Right

HIGH SCHOOL: —

FULL NAME: Arol Josue Vera Perez

Year	Club	AVG	G	AB	R	H	2B	3B	HR	RBI	SH	SB	HBP	BB	IBB	SO	SB	CS	GDP	SLG	OBP	E	
2020—																							
2021—Angels (ACL)		.317	38	145	24	46	16	3	0	17	0	2	5	12	0	39	2	2	3	.469	.384	7	
	Inland Empire	.280	19	82	10	23	0	0	0	5	0	0	2	6	0	20	9	2	1	.280	.344	2	
2022—Inland Empire		.207	120	487	71	101	16	4	4	59	1	4	6	53	0	149	19	7	8	.281	.291	16	
MINOR TOTALS		.238	177	714	105	170	32	7	4	81	1	6	13	71	0	208	30	11	12	.319	.316	25	

RESIDES: Valencia, VZ HT.: 6-2 WT.: 170

ACQUIRED: Signed as international free agent, July 2, 2019

COLLEGE: —

SIGNED BY: Andres Garcia & Joel Chicarelli (Angels)

CAM VIEAUX

LHP

For information, see 2023 Angels Player Section.



YEREMI VILLAHERMOSA

C

AGE: 20 BORN: Oct. 16, 2002 in Valencia, VZ

RESIDES: Bellflower, CA

HT.: 5-9 WT.: 150

BATS: Switch THROWS: Right

ACQUIRED: Signed as international free agent, July 2, 2019

HIGH SCHOOL: —

COLLEGE: —

FULL NAME: Yeremi Xavier Villahermosa Pina

SIGNED BY: Andres Garcia & Joel Chicarelli (Angels)

Year	Club	AVG	G	AB	R	H	2B	3B	HR	RBI	SH	SF	HBP	BB	IBB	SO	SB	CS	GDP	SLG	OBP	E
2020—																						
<i>DID NOT PLAY - No Minor League Season</i>																						
2021	—Angels (DSL)	.158	32	57	16	9	0	1	0	5	2	0	4	19	0	12	11	2	1	.193	.400	3
2022	—Angels (ACL)	.253	28	79	12	20	2	0	0	12	0	4	1	7	0	25	2	1	1	.278	.308	4
MINOR TOTALS		.213	60	136	28	29	2	1	0	17	2	4	5	26	0	37	13	3	2	.243	.351	7

LUIS VILORIA

LHP

AGE: 19 BORN: Sept. 24, 2003 in Puerto Cabello, VZ

RESIDES: Puerto Cabello, VZ

HT.: 5-10 WT.: 150

BATS & THROWS: Left

ACQUIRED: Signed as international free agent, Jan. 15, 2021

HIGH SCHOOL: —

COLLEGE: —

FULL NAME: Luis Alfredo Viloria

SIGNED BY: Andres Garcia, Marlon Urdaneta & Joel Chicarelli (Angels)

Year	Club	W-L	ERA	G	GS	CG	GF	SHO	SV	IP	H	R	ER	HR	HB	BB	IBB	SO	WP	BK	BAA
2021	—Angels (DSL)	6-3	2.97	15	0	0	8	0	2	30.1	23	14	10	1	4	11	1	41	6	0	.209
2022	—Angels (ACL)	1-0	3.14	10	0	0	3	0	1	14.1	12	5	5	1	1	3	0	17	1	0	.226
MINOR TOTALS		7-3	3.02	25	0	0	11	0	3	44.2	35	19	15	2	5	14	1	58	7	0	.215

CHAD WALLACH

C

For information, see 2023 Angels Player Section.

JOEY WALSH

LHP

AGE: 25 BORN: Oct. 5, 1997 in Plymouth, MA

RESIDES: Plymouth, MA

HT.: 6-1 WT.: 235

BATS & THROWS: Left

ACQUIRED: Signed as non-drafted free agent, July 15, 2021

HIGH SCHOOL: Plymouth North HS (MA)

COLLEGE: Boston College (MA)

FULL NAME: Joseph David Walsh

SIGNED BY: Drew Dominguez (Angels)

Year	Club	W-L	ERA	G	GS	CG	GF	SHO	SV	IP	H	R	ER	HR	HB	BB	IBB	SO	WP	BK	BAA
2021	—Angels (ACL)	1-0	3.38	7	0	0	3	0	2	16.0	13	7	6	0	0	4	0	13	1	0	.217
	Tri-City	0-0	4.91	1	0	0	0	0	0	3.2	2	2	2	1	0	1	0	6	0	0	.154
2022	—Inland Empire	5-4	5.34	29	12	0	9	0	1	84.1	80	55	50	19	3	40	0	93	5	1	.251
MINOR TOTALS		6-4	5.02	37	12	0	12	0	3	104.0	95	64	58	20	3	45	0	112	6	1	.242

NASH WALTERS

RHP

For information, see 2023 Angels Player Section.

AUSTIN WARREN

RHP

For information, see 2023 Angels Player Section.

KEVIN WATSON

OF

AGE: 23 BORN: May 25, 1999 in Beaverton, OR

RESIDES: Beaverton, OR

HT.: 6-1 WT.: 190

BATS: Left THROWS: Right

ACQUIRED: Signed as minor league free agent, June 27, 2021

HIGH SCHOOL: Beaverton HS (OR)

COLLEGE: —

FULL NAME: Kevin Watson

SIGNED BY: Donnie Reynolds (Diamondbacks)

Year	Club	AVG	G	AB	R	H	2B	3B	HR	RBI	SH	SF	HBP	BB	IBB	SO	SB	CS	GDP	SLG	OBP	E
2017	—D-backs (AZL)	.174	9	23	0	4	1	0	0	0	0	0	2	0	7	2	0	1	.217	.240	2	
2018	—D-backs (AZL)	.244	47	156	23	38	7	3	2	25	1	1	4	23	1	53	7	3	1	.365	.353	4
	Hillsboro	.200	3	5	1	1	0	1	0	0	0	1	0	4	1	0	0	0	.600	.333	1	
2019	—Missoula	.217	60	217	26	47	4	7	10	31	0	0	7	15	0	82	2	2	.438	.289	4	
2020—																						
<i>DID NOT PLAY - No Minor League Season</i>																						
2021	—Angels (ACL)	.348	24	46	12	16	2	1	0	10	0	2	2	20	0	11	6	0	0	.435	.543	1
	Inland Empire	.292	6	24	4	7	1	2	1	4	0	0	5	0	9	1	0	0	.625	.414	0	
	Tri-City	.267	5	15	0	4	0	1	0	0	0	0	0	4	0	6	0	1	0	.400	.421	0
2022	—Inland Empire	.237	68	194	39	46	4	5	7	43	0	3	6	33	1	64	10	2	1	.418	.360	4
MINOR TOTALS		.240	222	680	105	163	19	20	20	113	1	6	19	103	2	236	29	8	5	.415	.353	16

JACOB WEBB

RHP

For information, see 2023 Angels Player Section.

AARON WHITEFIELD

OF

For information, see 2023 Angels Player Section.


KENYON YOVAN

RHP

For information, see 2023 Angels Player Section.

PLAYER DEVELOPMENT

2022 IN REVIEW





FRONT ROW (L-R): Ali Modami, Jason Brown, Tim Buss, Dom Chiti, John Mallee, Damon Mashore, Jeremy Reed, Phil Nevin, Ray Montgomery, Matt Wise, Mike Gallego, Paul Sorrento, Benji Gil, Bill Haselman, Drew Butera, Mike Ashman

SECOND ROW (L-R): Dr. Brian Schulz, Jim Greer, Rick Smith, Shane Demmitt, Brett Crane, Ipeei Mizuhara, Ryan Dundee, Tom Taylor, Aaron Wiedeman, Guy Gallagher, Aaron Loup, José Suarez, Max Stassi, David Fletcher, Mike Trout, Anthony Rendon, Luis Rengifo, Kurt Suzuki, José Quijada, Andrew Velazquez, Manny Del Campo, Matt Tenney, Becci Twombly, Mike Frostad, Adam Auer, Yoichi Terada, Eric Munson, Matt Biancuzzo, Robbie Williams, Dr. Craig Milhouse

THIRD ROW (L-R): Mike Ford, Tucker Davidson, Mickey Moniak, Jaime Barria, Mike Mayers, Taylor Ward, Matt Duffy, Griffin Canning, Ryan Tepera, Matt Thaiss, Magneuris Sierra

TOP ROW (L-R): Chris Rodriguez, Touki Toussaint, José Marte, Jimmy Herget, Archie Bradley, Shohei Ohtani, Patrick Sandoval, Andrew Wanz, Jo Adell, Michael Lorenzen, Reid Detmers, Jared Walsh

ANGELS OVERALL The 2022 Angels completed their 61st MLB campaign (57th in Anaheim) with an 73-89 (.451) mark, in third place in the A.L. West (-33.0)...Finished under .500 for a seventh consecutive season...First time with seven consecutive losing seasons since 1971-77...Club was 21-26-4 in 51 series...Halos were 40-41 at home and 33-48 on road...Angels were 37-39 vs. A.L. West, 18-14 vs. A.L. Central, 11-23 vs. A.L. East and 7-13 in Interleague play...Club went on a season-long seven-game win streak from Sept. 25-Oct. 2 and had a franchise record 14-game losing streak from May 25-June 8.

THIS IS THE GREATEST SHO Shohei Ohtani finished as the runner-up in 2022 American League MVP voting after unanimously winning the award in 2021...Became first player with consecutive Top Two finishes in A.L. MVP voting since **Mike Trout** (2018-19)...Ohtani was also won the 2022 Edgar Martinez Outstanding Designated Hitter Award, becoming the first player to win the award in consecutive years since Hall of Famer **David Ortiz**, who won five consecutive times from 2003-2007.

SILVER SLUGGER Mike Trout earned his ninth career Silver Slugger Award...Becomes first player to win the award nine times by their age-30 season and passes **Manny Ramirez** for the most Silver Sluggers by an A.L. outfielder.

REID ALL ABOUT IT On May 10 vs. Tampa Bay, **Reid Detmers** pitched the 12th no-hitter in Angels history (10th individual no-hitter)...Marked the Angels first no-hitter since the combined effort by **Taylor Cole** and **Félix Peña** on July 12, 2019 and first individual no-hitter since Jered Weaver on May 2, 2012...Detmers became second Angels rookie to throw a no-hitter, joining **Bo Belinsky** (May 5, 1962)...At 22 years, 306 days, Detmers is the youngest pitcher to throw a no-hitter since Marlins **Anibal Sanchez** (22 years, 191 days) on Sept. 6, 2006...10th pitcher all-time to throw a no-hitter within first 11 career games.

WALSH CYCLE On June 11, **Jared Walsh** hit for the cycle at Angel Stadium against the New York Mets...Ninth cycle in Angels history (eighth different Angels player to hit for cycle) and the first since **Shohei Ohtani** on June 13, 2019 at Tampa Bay...He is the first 1B to hit for the cycle in Angels history...Seventh cycle in Angel Stadium history and fifth by an Angels player...First cycle at The Big A since **Mike Trout** on May 21, 2013.

HOMER STREAK Mike Trout set a franchise record with home runs in seven consecutive games (Sept. 4-12)...The Angels previous record was five consecutive games by **Bobby Bonds** (Aug. 2-7, 1977)...Trout became one of nine players in MLB history to homer in 7+ consecutive games and joined **Kevin Mench** (2006) as the only right-handed hitters to homer in seven straight games.

SHUTOUT SKILLS The Angels recorded 17 shutout victories, which ranked tied for third in the Majors, behind only the Mets (19) and Astros (18)...LAA was the only team in the Majors to have multiple individual pitchers register a 9-inning shutout...The 17 shutout wins are the most for the Angels in a single season since posting 20 shutouts in 1989.

ALL-MLB Shohei Ohtani (SP) and Mike Trout (OF) were honored with the All-MLB First Team selections...Ohtani also was named to the All-MLB Second Team as a DH...The 2022 season marked Trout's third career selection to the All-MLB First Team, while Ohtani now has two selections each to the All-MLB First Team and Second Team.

SHOHEI OHTANI - MAKING HISTORY

- Won Edgar Martinez Outstanding Designated Hitter Award for second consecutive season
- Selected to the All-Star Game as both a pitcher and position player for a second consecutive season
- Only player in MLB history with 10+ pitching wins and 30+ home runs in the same season
- Only player to ever qualify for the league leaders as both a hitter and a pitcher in one season
- Only player in MLB history to record an 8+ RBI game as a batter and a 13+ strikeout game as a pitcher at any point in a career...He accomplished both feats in consecutive games (June 21-22 vs. KC)
- Only American League starting pitcher to throw 40+ pitches at 100+ MPH
- Only pitcher in MLB history to carry a one-hitter (or better) into the 6th inning against both reigning league champions in the same season
 - Carried perfect game into 6th inning on April 20 at HOU
 - Took one-hitter into 7th inning on July 22 at Atlanta
- On April 20 at Houston, became the first starting pitcher (since 1900) to bat twice in the top of the first before ever taking the mound. That night, he allowed two baserunners in 6.0 scoreless innings with 12 strikeouts
- Led A.L. with an 11.87 SO/9 innings rate
- Allowed two-or-fewer runs in 22 of 28 starts...Pitched to a 2.08 ERA (26 IP – 6 ER) with 25 strikeouts in his four no-decisions
- In final 19 games, pitched to a 1.67 ERA (118.2 IP – 22 ER) with 154 strikeouts
- During a six game pitching span from June 9 – July 13, went 6-0 with a 0.45 ERA (39.2 IP – 2 ER) and 58 strikeouts, (while also hitting eight HR with a .997 OPS)
 - Fourth pitcher all-time to go 6-0 with 58+ SO and 2-or-fewer ER in a six game span, joining Cy Young winners Johan Santana (2004), R.A. Dickey (2012) and Clayton Kershaw (2014)
- Induced 29 swings and misses on May 5 at Boston. No other pitcher registered more in a game in 2022...That day, he also became the first starting pitcher to bat in one of the top four spots in the order in a game at Fenway Park since Babe Ruth on Sept. 20, 1919 (Game 1) vs. White Sox
- Carried no-hitter through 7.2 innings on Sept. 29 vs. OAK
- Had a career-best and team-leading 18-game hit streak from Sept. 14 – Oct. 3
- On April 10 vs. Houston, hit a double with an exit velocity of 119.1 MPH, breaking his own record for an extra-base hit by a left-handed batter in the Statcast era
- Only player in the Majors to tally 6+ triples and 34+ HR (second consecutive year as the only player to do so)
- Led Majors with a home-to-first average time of 4.09 seconds

ANGELS AT A GLANCE

Final record	73-89
Home record	40-41
Road record	33-48
Day games	21-28
Night games	52-61

Number of Days...

In First place	23
In Second place	39
In Third place	44
In Fourth place	73
In Fifth place	3

WHEN ANGELS...

Scored First	53-26
Opponent Scored First	20-63
Scored 3 or Fewer Runs	14-66
Scored 4 or More Runs	59-23
Allowed 3 or Fewer Runs	62-16
Allowed 4 or More Runs	11-73
Lead after 6 innings	64-12
Trail after 6 innings	6-64
Tied after 6 innings	3-13
Lead after 7 innings	64-7
Trail after 7 innings	3-68
Tied after 7 innings	6-14
Lead after 8 innings	65-4
Trail after 8 innings	3-75
Tied after 8 innings	5-10
Extra innings	7-8
Comeback wins/losses	25-36
Win/lose in final at-bat	11-21
Walk-off wins/losses	5-8
Vs. LHSP	23-26
Vs. RHSP	50-63
Out-hit opponent	57-15
Fewer hits than opponent	13-61
Opponent has equal hits	3-13
Collect 10-or-more hits	26-13
Allow 10-or-more hits	6-42
Hit a home run	57-47
Allow a home run	25-66
Commit an error	26-35
No errors	47-54

MONTHLY RECORDS

April	14-8 (12-12 in '21)
May	13-15 (12-18 in '21)
June	10-18 (15-11 in '21)
July	6-18 (13-11 in '21)
Aug.	14-15 (14-15 in '21)
Sept./Oct.	16-15 (11-18 in '21)

2022 SERIES RECORD

21-26-4



PITCHING COMPARISON

WITH A.L. RANKING

	2021	2022
ERA	4.69 (12th)	3.77 (6th)
BAA	.251 (9th)	.230 (4th)
WHIP	1.38 (13th)	1.24 (7th)
ERA - SP	4.78 (10th)	3.67 (4th)
ERA - RP	4.59 (14th)	3.90 (11th)
BB	592 (15th)	540 (13th)
SO	1453 (7th)	1383 (8th)

OFFENSIVE COMPARISON

WITH A.L. RANKING

	2021	2022
RUNS	723 (8th)	623 (13th)
AVG	.245 (6th)	.233 (12th)
HR	190 (T11th)	190 (6th)
SLG	.407 (9th)	.390 (8th)
OBP	.310 (9th)	.297 (13th)
XBH	478 (8th)	431 (11th)
OPS	.717 (9th)	.687 (11th)

TEAM BATTING Angels batted .233 (12th in A.L.) with 623 runs (13th), 1265 hits (12th), 190 home runs (6th), 440 extra-base hits (10th), 600 RBI (13th) and 77 stolen bases (10th)...Ranked 13th in OBP (.297), eighth in slugging (.390) and 11th in OPS (.687)...Club's .244 home average was 8th in A.L. while .222 road clip ranked 14th...Halo batters struck out 1539 times (most in A.L.) and walked 449 times (12th)...Club batted .237 (276/1166) with RISP, which was lowest in A.L.

PITCHING RANKS Halos pitching staff ranked sixth in A.L. in ERA (3.77), second in shutouts (17), eighth in strikeouts (1383), eighth in innings pitched (1435.2), fourth in batting average against (.230), eighth in relief innings (592.1), T10th in saves (38)...The staff ranked 13th in fewest walks surrendered (540), third in fewest hits allowed (1241), and fifth in fewest home runs allowed (168).

TEAM FIELDING Angels fielded .985 as a team, which ranked seventh in the A.L....84 errors were T8th most in the A.L....LAA turned 134 double plays (T6th most in A.L.)...Halos had a 18.9% caught stealing rate (15th in A.L.).

HELLO, MY NAME IS... The Angels used a franchise record 66 different players in 2022 (previous record was 64 players by the 2021 team)... Additionally, Angels used 35 different pitchers, which tied for the second most in a season in club history (Club record 40 pitchers were used in 2021 and the Halos also used 35 pitchers in 2018).

GOING GLOBAL Over the course of the 2022 season, the Angels used players from nine different countries: United States (48 players), Dominican Republic (7), Venezuela (5), Australia (1), Canada (1), Cuba (1), Japan (1), Mexico (1) and Panama (1).

LET THE KIDS PLAY A total of eight players made their Major League debuts with the Angels during the 2022 season, including C **Logan O'Hoppe**, who became the Angels top prospect after being acquired from Philadelphia at the trade deadline.

OH BROTHER Austin Romine made his Angels debut May 11, 2022; his brother, **Andrew Romine**, played four seasons with the Angels (2010-13)...They became the third brother combo to both play for the Angels, joining: **Jeff and Jered Weaver & Bengie and José Molina**.

LIKE FATHER, LIKE SON Chad Wallach totaled 12 games for the Angels in 2022 and was behind the plate on May 10 when **Reid Detmers** tossed his no-hitter...Wallach's father, **Tim Wallach**, played in 57 games for the Angels in 1996...They are the fifth father/son duo to both play for the franchise, joining: **Ruben and Ruben Amaro Jr., Chris and C.J. Cron, Jerry and Jeff DaVanon and Bob and Darren Oliver**.

HIGH POINT The Angels had a 24-13 record following play on May 15, which marked the first time the team was 11 games over .500 since July 28, 2015 (55-44).

2022 OFFENSIVE LEADERS

AVG	.283	Trout
RUNS	90	Ohtani
HITS	160	Ohtani
XBH	70 (tie)	Ohtani & Trout
HR	40	Trout
RBI	95	Ohtani
OBP	.369	Trout
SLG	.630	Trout
OPS	.999	Trout

2022 PITCHING LEADERS

WINS	15	Ohtani
GAMES	65	Loup
STARTS	28	Ohtani
ERA - SP	2.33	Ohtani
ERA - RP	2.45	Herget
BAA - SP	.203	Ohtani
BAA - RP	.172	Quijada
INNINGS	166.0	Ohtani
STRIKEOUTS	219	Ohtani
WHIP	1.01	Ohtani
SAVES	16	Iglesias

HALOS RUN KING On Aug. 26 at Toronto, **Mike Trout** scored the 1,025th run of his career, which established a new franchise record...Garret Anderson (1,024 career runs scored) previously held the title of Angels all-time runs scored leader.

SPECIAL SEATTLE SERIES During the Angels series from June 16-19 at Seattle, **Mike Trout** tied an Angels franchise record with five HR in a single series, including homers in both games of a June 18 doubleheader...He was the first player in MLB history to hit four game-winning HR in a single series (STATS) and was the 11th Angels player to homer in both games of a doubleheader (first since **Albert Pujols**, July 20, 2015 vs. Boston).

MANAGERIAL CHANGE On June 7, **Joe Maddon** was relieved of his duties as Manager after a 27-29 start to the season...Phil Nevin - who had been the Third Base Coach - assumed the Interim Manager position for the remainder of the season.

ALL-STAR **Mike Trout** (OF) and **Shohei Ohtani** (DH) were selected via fan voting to start for the American League in the 2022 All-Star Game at Dodger Stadium...Ohtani was selected to the team as a pitcher; he is the only player in MLB history to be selected to the All-Star Game as both a position player and a pitcher, and has been selected at both positions in 2021 & 2022...Trout extended his Angels records with 10 overall All-Star selections and nine selections via fan voting...Trout is the first player voted in by the fans as a starter in nine straight All-Star Games since Alex Rodriguez (2000-08) and the eighth player in A.L. history to earn nine fan elections with one organization, joining Cal Ripken Jr. (BAL, 17), George Brett (KC, 11), Ken Griffey Jr. (SEA, 10), Rod Carew (MIN, 9), Derek Jeter (NYY, 9), Ichiro Suzuki (SEA, 9) and Iván Rodríguez (TEX, 9).

NICK ADENHART AWARD The **Nick Adenhardt Award**, annually voted on by Angels players, goes to the top pitching performer for the season...2022 recipient was **Shohei Ohtani**, marking his second consecutive season receiving the honors...In 28 pitching starts, he went 15-9 with a 2.33 ERA (166 IP – 43 ER) and 219 strikeouts, while holding opponents to a .203 average (124/610)...Ohtani joins **Jered Weaver** (2009-12) as the only Angels to win the award multiple times.

TEAM MVP For the second consecutive season, **Shohei Ohtani** was selected by his teammates as the Angels Most Valuable Player...The Angels MVP is awarded by vote of the players to the Angel who most truly exemplifies the qualities of inspirational leadership, sportsmanship and professional ability...He is the eighth player to win the award in consecutive seasons, joining **Bobby Knoop** (1964-66), **Jim Fregosi** (1969-70), **Nolan Ryan** (1973-74), **Don Baylor** (1978-79), **Garret Anderson** (2001-03), **Vladimir Guerrero** (2006-07) and **Mike Trout** (2012-20).

ROBERTO CLEMENTE AWARD For the 2022 season, **Jared Walsh** was named the Angels nominee for the Roberto Clemente Award which is given to a player who exemplifies “the game of baseball, sportsmanship, community involvement, and the individual’s contribution to his team.”...Walsh has become a familiar face with Angels community engagement, volunteering at various clinics such as the Play Ball Weekend Clinic, visiting young patients at Children’s Hospital of Orange County (CHOC) and MemorialCare Miller Children’s and Women’s Hospital Long Beach, reading library books to children through the Rally Readers program, and inspiring young students as an Adopt-A-School assembly speaker at local elementary schools...During the 2020 season when opportunities for community involvement were limited, Walsh found himself on multiple Zoom calls with children’s hospital patients to play games with them, providing laughter to those kids receiving care in their room...During the off-season, Walsh and his mother, Lisa, are active volunteers and have volunteered with Habitat for Humanity in Atlanta.

CITY CONNECT On June 6, the Angels proudly unveiled their Nike MLB City Connect Series uniform, which blends the Club’s iconic red with retro Southern California beach and surf style...The uniforms made their on-field debut on June 11 during the Angels game vs. the New York Mets.

20th ANNIVERSARY CELEBRATION The Angels celebrated the 20th Anniversary of the 2002 World Series Championship team during a pregame ceremony on June 22...Among the players, coaches and staff that returned to Angel Stadium for the ceremonies, included General Manager **Bill Stoneman**, Manager **Mike Scioscia**, coaches **Orlando Mercado**, **Mickey Hatcher**, **Alfredo Griffin**, **Ron Roenicke** and players **Alex Ochoa**, **Jeff Davanon**, **Jose Nieves**, **Scott Schoeneweis**, **Bengie Molina**, **Brendan Donnelly**, **Ben Weber**, **Kevin Appier**, **Al Levine**, **Brad Fuller**, **Aaron Sele**, **Benji Gil**, **Scott Shields**, **Matt Wise**, **Shawn Wooten**, **John Lackey**, **Scott Spiezio**, **Adam Kennedy**, **David Eckstein**, **Troy Percival**, **Troy Glaus**, **Darin Erstad**, **Garret Anderson** and **Tim Salmon**.





TEAM BATTING

Runs, Game, Angels	12	-	Twice; 5/10 vs. TB & 8/26 @ TOR
Runs, Game, Opponents	13	-	4/8 vs. HOU
Runs, Inning, Angels6	-	Four times; last, 10/2 vs. TEX (1st)
Runs, Inning, Opponents8	-	4/8 vs. HOU (7th)
Hits, Game, Angels	18	-	5/10 vs. TB
Hits, Game, Opponents	17	-	6/28 vs. CWS
Hits, Inning, Angels6	-	Four times; last, 9/25 @ MIN (9th)
Hits, Inning, Opponents8	-	4/8 vs. HOU (7th)
Extra-Base Hits, Game, Angels	11	-	6/11 vs. NYM
Extra-Base Hits, Game, Opponents9	-	Twice; last, 4/8 vs. HOU & 6/21 vs. KC
Home Runs, Game, Angels7	-	8/4 vs. OAK
Home Runs, Game, Opponents6	-	4/8 vs. HOU
Home Runs, Inning, Angels3	-	6/28 vs. CWS (3rd)
Home Runs, Inning, Opponents2	-	Several; last, 9/11 @ HOU (8th)
Singles, Game, Angels	12	-	10/2 vs. TEX
Singles, Game, Opponents	11	-	Twice; 5/8 vs. WSH & 6/7 vs. BOS
Doubles, Game, Angels6	-	Twice; 4/29 @ CWS & 9/25 @ MIN
Doubles, Game, Opponents6	-	Twice; 6/21 vs. KC & 6/28 vs. CWS
Triples, Game, Angels2	-	Twice; 6/11 vs. NYM & 7/27 @ KC
Triples, Game, Opponents2	-	7/15 vs. LAD
Total Bases, Game, Angels	38	-	6/11 vs. NYM
Total Bases, Game, Opponents	35	-	4/8 vs. HOU
Left on Base, Angels	14	-	7/14 vs. HOU
Left on Base, Opponents	16	-	6/24 vs. SEA
Stolen Bases, Game, Angels5	-	7/26 @ KC
Stolen Bases, Game, Opponents4	-	Three times; last, 6/20 vs. KC
Stolen Bases, Inning, Angels3	-	8/10 @ OAK (10th)
Stolen Bases, Inning, Opponents3	-	4/23 vs. BAL (1st)
Caught Stealing, Game, Angels2	-	Three times; last, 8/5 @ SEA
Caught Stealing, Game, Opponents1	-	Several; last, 9/22 @ TEX
Sacrifice Hits, Game, Angels2	-	5/14 (Game 1) @ OAK
Sacrifice Hits, Game, Opponents3	-	5/15 @ OAK
Sacrifice Flies, Game, Angels2	-	6/21 vs. KC
Sacrifice Flies, Game, Opponents2	-	Four times; last, 10/5 @ OAK
Pinch-Hits, Game, Angels1	-	Several; last, 9/30 vs. TEX
Pinch-Hitters Used, Game, Angels4	-	Twice; 5/4 @ BOS & 8/3 vs. OAK

TEAM FIELDING

Double Plays, Game, Angels4	-	Three times; last, 6/10 vs. NYM
Double Plays, Game, Opponents4	-	Twice; last, 10/2 vs. TEX
Errors, Game, Angels3	-	Three times; last, 9/24 @ MIN
Errors, Inning, Angels2	-	Twice; 5/17 @ TEX (8th) & 8/15 vs. SEA (9th)
Errors, Game, Individual2	-	Three times; last, M. Stassi, 8/15 vs. SEA

TEAM PITCHING

Strikeouts, Game, Angels	16	-	9/30 vs. TEX
Strikeouts, Game, Opponents	20	-	7/3 @ HOU
Base on Balls, Game, Angels9	-	6/24 vs. SEA
Base on Balls, Game, Opponents9	-	Twice; 4/24 vs. BAL & 5/1 @ CWS
Hit Batters, Game, Angels2	-	Several; last, 9/19 vs. SEA
Fewest Hits Allowed, 9 innings, Angels0	-	5/10 vs. TB
Fewest Hits Allowed, 9 innings, Opponents2	-	Five times; last, 7/15 vs. LAD
Fewest Hits Allowed, Extra Innings, Angels5	-	Twice; 5/11 vs. TB (10 inn.) & 8/24 @ TB (11 inn.)
Fewest Hits Allowed, Extra Innings, Opponents4	-	9/3 vs. HOU (12 inn.)
Pitchers Used, Game, Angels7	-	Twice; 4/29 @ CWS & 6/21 vs. KC

INDIVIDUAL BATTING

At-Bats, Game	6	- Twice; last, L. Rengifo, 9/25 @ MIN
Runs, Game	4	- T. Ward; 4/27 vs. CLE
Hits, Game	4	- Six times; last, L. Rengifo, 9/5 vs. DET
Hits, Inning	1	- Several
Doubles, Game	2	- Several; last, T. Ward, 10/3 @ OAK
Triples, Game	1	- Several; last, J. Adell, 10/5 @ OAK
Home Runs, Game	2	- Several; last, T. Ward, 9/23 @ MIN
RBI, Game	8	- S. Ohtani, 6/21 vs. KC
Extra-Base Hits, Game	3	- Seven times; last, M. Trout, 9/25 @ MIN
Total Bases, Game	10	- Four times; last, S. Ohtani, 9/5 vs. DET
Base on Balls, Game	4	- A. Rendon, 4/24 vs. BAL
Strikeouts, Game	4	- 10 times; last, J. Adell, 9/29 vs. OAK
Stolen Bases, Game	2	- Three times; last, M. Sierra, 8/10 @ OAK
Caught Stealing, Game	1	- Several; last, L. Soto, 10/3 @ OAK
Longest Hitting Streak	18	- S. Ohtani, 9/14 - 10/3
Grand Slams	4	- J. Adell, 4/24 vs. BAL; T. Ward, 4/27 vs. CLE; S. Ohtani, 5/9 vs. TB; T. Ward, 5/14 (G2) @ OAK
Walk-Off HR	1	- T. Ward, 8/13 vs. MIN
Pinch-Hit HR	2	- T. Ward, 5/11 vs. TB; J. Walsh, 6/18 (G2) @ SEA
Inside-the-Park HR	None	-

INDIVIDUAL PITCHING

Strikeouts, Game (Starter)	13	- S. Ohtani, 6/22 vs. KC
Strikeouts, Game (Reliever)	8	- J. Suarez, 6/26 vs. SEA
Base on Balls, Game	6	- S. Ohtani, 9/23 @ MIN
Base on Balls, Inning	4	- M. Lorenzen, 6/4 @ PHI (1st)
Earned Runs Allowed, Game	7	- Three times; last, T. Davidson, 9/4 vs. HOU
Earned Runs Allowed, Inning	6	- Twice; last, J. Junk, 8/4 vs. OAK (3rd)
Hits Allowed, Game	10	- R. Detmers, 8/20 @ DET
Hits Allowed, Inning	5	- Four times; last, P. Sandoval, 9/27 vs. OAK (2nd)
Home Runs Allowed, Game	3	- Six times; last, M. Mayers, 8/30 vs. NYY
Home Runs Allowed, Inning	2	- Several; last, J. Marte, 9/11 @ HOU (8th)
Hit Batters, Game	2	- Twice; last, T. Toussaint, 8/25 @ TB
Fewest Hits Allowed, Complete Game	0	- R. Detmers, 5/10 vs. TB
Innings Pitched, Starter	9.0	- Twice; last, P. Sandoval, 8/19 @ DET
Innings Pitched, Reliever	6.0	- J. Suarez, 6/26 vs. SEA
Fewest Innings Pitched, Starter	0.2	- N. Syndergaard, 5/16 @ TEX
Longest Winning Streak	6	- S. Ohtani, 6/9 - 7/13
Longest Losing Streak	7	- P. Sandoval, 6/12 - 8/12
Consecutive Scoreless Innings, Starter	21.2	- S. Ohtani, 6/9 - 6/29
Consecutive Scoreless Innings, Reliever	16.1	- J. Barria, 4/14 - 5/26

TEAM MISCELLANEOUS

Longest Winning Streak	7	- 9/25 - 10/2
Longest Home Winning Streak	6	- Twice; 4/24 - 5/6 & 9/27 - 10/2
Longest Road Winning Streak	4	- 8/8 - 8/19
Longest Losing Streak	14	- 5/25 - 6/8
Longest Home Losing Streak	8	- 5/25 - 6/8
Longest Road Losing Streak	11	- 5/16 - 6/15
Most Games over .500	11	- 5/15 (24-13)
Most Game under .500	21	- last, 9/15 (61-82)
Longest Game, Innings	12	- Twice; 8/10 @ OAK & 9/3 vs. HOU
Longest Game, Time, Nine Innings	4:13	- 5/29 vs. TOR
Longest Game, Time, Extra Innings	4:14	- 6/21 vs. KC (11 inn.)
Shortest Game, Time	2:14	- 8/8 @ OAK
Largest Margin, Victory	12	- Twice; 5/10 vs. TB & 8/26 @ TOR
Largest Margin, Loss	10	- Twice; 6/3 @ PHI & 8/23 @ TB
Largest Crowd, Angel Stadium	44,728	- 7/16 vs. LAD
Smallest Crowd, Angel Stadium	15,594	- 9/19 vs. SEA
Largest Crowd, Road	51,013	- 6/14 @ LAD
Smallest Crowd, Road	5,440	- 8/8 @ OAK
Largest Deficit Overcome To Win	4	- 4/15 @ TEX (trailed 2-6 in 5th, won 9-6)
Most Players Used, Game	19	- Twice; 6/21 vs. KC & 8/24 @ TB



RECORD BY STARTING POSITION

C:	Stassi (45-47); Suzuki (15-27); Thaiss (4-7); Wallach (6-4); O'Hoppe (3-1); Romine (0-3)
1B:	Walsh (44-62); Ford (13-12); Duffy (8-6); Thaiss (5-3); MacKinnon (2-4); Gosselin (1-2)
2B:	Rengifo (30-47); Fletcher (13-17); Wade (13-10); Stefanic (8-11); Duffy (5-2); Mayfield (4-2)
3B:	Rendon (26-20); Duffy (14-23); Rengifo (13-13); Villar (2-11); Gosselin (8-4); Wade (2-7); Rojas (3-5); Mayfield (2-4); MacKinnon (2-2); Soto (1-0)
SS:	Velazquez (41-59); Fletcher (12-11); Rengifo (6-10); Soto (9-5); Wade (5-4)
LF:	Marsh (24-43); Adell (35-24); Moniak (5-6); Harrison (2-2); Lagares (1-3); Sierra (1-3); Duggar (0-3); Aguilar (1-1); Mayfield (1-1); Wade (1-1); Ward (0-2); Rojas (1-0); Thomas (1-0)
CF:	Trout (52-58); Sierra (8-10); Marsh (7-6); Lagares (2-3); Ward (2-3); Moniak (1-4); Duggar (1-1); Whitefield (0-2); Aguilar (0-1); Wade (0-1)
RF:	Ward (56-66); Adell (4-8); Lagares (1-6); Rojas (2-3); Wade (3-1); Mayfield (2-2); Aguilar (3-0); Marsh (1-1); Thomas (0-2); Rengifo (1-0)
DH:	Ohtani (71-82); Trout (1-6); Stassi (1-0); Ward (0-1)

RECORD BY STARTING BATTING ORDER

1st:	Ward (22-28); Ohtani (18-14); Fletcher (15-15); Rengifo (12-11); Marsh (4-3); Villar (1-5); Duffy (0-4); Moniak (0-3); Stefanic (0-3); Lagares (1-1); Sierra (0-1); Soto (0-1)
2nd:	Trout (48-52); Ohtani (13-27); Ward (8-5); Marsh (2-2); Rengifo (2-2); Fletcher (1-0); Rendon (1-0); Adell (0-1)
3rd:	Ohtani (39-40); Rengifo (14-15); Trout (5-12); Rendon (7-6); Walsh (5-7); Ward (2-6); Duffy (0-2); Stassi (1-0)
4th:	Ward (20-26); Walsh (15-23); Rendon (13-11); Rengifo (9-11); Duffy (5-8); Stassi (3-4); Adell (2-2); MacKinnon (3-0); Mayfield (2-1); Ohtani (1-1); Ford (0-1); Rojas (0-1)
5th:	Walsh (15-19); Rengifo (6-15); Stassi (8-11); Adell (7-12); Duffy (7-6); Ward (6-7); Ford (6-5); Marsh (5-3); Rendon (5-3); Sierra (5-1); Mayfield (1-2); Fletcher (1-1); Suzuki (1-0); Lagares (0-1); MacKinnon (0-1); Rojas (0-1); Villar (0-1)
6th:	Marsh (8-18); Adell (14-6); Stassi (8-9); Walsh (8-9); Duffy (10-4); Ford (5-6); Rengifo (3-8); Mayfield (2-3); Suzuki (1-4); Thaiss (1-4); Rojas (3-1); Stefanic (1-3); Villar (1-3); Fletcher (1-2); MacKinnon (1-2); Moniak (1-2); O'Hoppe (2-0); Sierra (1-1); Thomas (1-1); Lagares (0-2); Duggar (0-1); Wade (0-1); Whitefield (0-1)
7th:	Suzuki (9-18); Stassi (12-14); Adell (11-6); Marsh (5-7); Duffy (4-6); Wallach (5-2); Moniak (4-3); Mayfield (4-2); Goesselin (4-1); Walsh (1-4); Rengifo (0-5); Aguilar (3-1); Thaiss (2-2); Lagares (1-3); Sierra (1-3); Soto (2-1); Ford (2-0); Rojas (1-1); Stefanic (0-2); Velazquez (0-2); Fletcher (0-2); Wade (1-0); Duggar (0-1); MacKinnon (0-1); O'Hoppe (0-1); Romine (0-1); Thomas (0-1); Villar (0-1)
8th:	Wade (16-15); Stassi (12-7); Marsh (8-11); Velazquez (4-8); Adell (5-5); Gosselin (5-5); Lagares (2-5); Suzuki (3-3); Rojas (2-4); Rengifo (3-2); Sierra (3-2); Fletcher (1-4); Soto (3-1); Moniak (0-4); Stefanic (1-2); Thaiss (1-2); Wallach (1-2); Aguilar (1-1); Duffy (1-1); MacKinnon (0-2); Romine (0-2); O'Hoppe (1-0); Villar (0-1)
9th:	Velazquez (37-49); Wade (7-8); Fletcher (6-6); Sierra (4-6); Stefanic (6-1); Soto (5-2); Marsh (0-6); Harrison (2-2); Stassi (2-2); Duggar (1-2); Suzuki (1-2); Rengifo (2-0); Mayfield (0-1); Thaiss (0-1); Whitefield (0-1)



2022 INJURED LIST

PLAYER	INJURY	DATES ON INJURED LIST	GAMES MISSED
Griffin Canning	Low back stress reaction	March 16 - End of Season	162
Chris Rodriguez	Right shoulder capsule repair surgery	March 16 - End of Season	162
Cooper Criswell	Right shoulder strain	April 7 (retro to April 4) - July 16	91
Taylor Ward	Left groin strain	April 7 (retro to April 6) - April 16	9
	Mild right hamstring strain	June 5 (retro to June 4) - June 14	9
José Quijada	Right oblique strain	April 10 (retro to April 8) - May 29	47
David Fletcher	Left hip strain	April 12-28	15
	Left hip strain	May 8 - July 28	69
	Right hand contusion	Sept. 17 - Sept. 29	10
Archie Bradley	Left abdominal strain	April 30 - May 23	22
	Right elbow fracture	June 28 (retro to June 27) - Sept. 27	78
	Right forearm strain	Sept. 29 - End of Season	7
Matt Duffy	—	May 1 - May 14	13
	Low back spasms	June 27 - August 29	53
Austin Warren	Nasal fracture	May 3 (retro to May 2) - June 12	38
	Right triceps strain	June 18 - July 12	20
Kurt Suzuki	—	May 7 - May 21	13
Max Stassi	—	May 10 - May 23	12
Anthony Rendon	Right wrist inflammation	May 28 (retro to May 27) - June 10	12
	Right wrist inflammation	June 17 (retro to June 15) - Sept. 28	90
Jimmy Herget	Right shoulder impingement	June 22 - July 31	30
Michael Lorenzen	Right shoulder strain	July 7 (retro to July 4) - Sept. 9	56
Mike Trout	Left ribcage inflammation	July 18 (retro to July 15) - Aug. 19	28
Mickey Moniak	Left middle finger fracture	Aug. 8 (retro to Aug. 7) - Sept. 9	29
	Left hand contusion	Sept. 29 - End of Season	7
Jared Walsh	Thoracic outlet syndrome	August 25 - End of Season	38
Jhonathan Diaz	Right oblique strain	Sept. 4 - End of Season	29
Andrew Velazquez	Right meniscus tear	Sept. 14 - End of Season	20





2022 ANGELS BATTING

PLAYER	AVG	G	AB	R	H	TB	2B	3B	HR	RBI	SH	SF	HP	BB	SO	SB	CS	OPS
Adell, J.	.224	88	268	22	60	100	12	2	8	27	0	1	4	11	107	4	2	.637
Aguilar, R.	.136	7	22	2	3	4	1	0	0	2	0	1	1	2	14	0	0	.413
Duffy, M.	.250	77	228	14	57	71	8	0	2	16	0	0	0	17	50	0	0	.619
Duggar, S.	.053	9	19	3	1	3	0	1	0	0	0	0	0	3	13	0	0	.340
Fletcher, D.	.255	61	216	20	55	72	9	1	2	17	2	0	3	7	16	1	0	.621
Ford, M.	.231	28	91	8	21	34	4	0	3	5	0	0	0	8	26	0	0	.667
Gosselin, P.	.098	22	51	2	5	7	0	1	0	2	0	0	1	1	18	0	0	.269
Harrison, M.	.182	9	11	5	2	5	0	0	1	3	0	0	1	2	8	1	0	.812
Lagares, J.	.183	20	60	4	11	15	2	1	0	0	0	0	0	2	15	0	0	.460
MacKinnon, D.	.189	16	37	0	7	7	0	0	0	6	0	1	1	5	12	0	0	.468
Marsh, B.	.226	93	292	34	66	103	9	2	8	37	3	3	3	22	117	8	2	.637
Mayfield, J.	.186	23	70	8	13	19	1	1	1	6	0	0	1	3	17	1	0	.501
Moniak, M.	.200	19	60	9	12	25	2	1	3	6	0	0	1	1	25	1	0	.643
O'Hoppe, L.	.286	5	14	1	4	4	0	0	0	2	0	0	0	2	3	3	0	.661
Ohtani, S.	.273	157	586	90	160	304	30	6	34	95	0	3	5	72	161	11	9	.875
Rendon, A.	.229	47	166	15	38	63	10	0	5	24	0	2	2	23	35	2	0	.706
Rengifo, L.	.264	127	489	45	129	210	22	4	17	52	1	0	4	17	79	6	2	.723
Rojas, J.	.125	22	56	1	7	9	2	0	0	1	0	0	0	1	19	0	0	.301
Romine, A.	.250	3	8	0	2	2	0	0	0	0	1	0	0	0	3	0	0	.500
Sierra, M.	.165	45	91	7	15	22	1	3	0	5	1	0	0	4	25	6	1	.442
Soto, L.	.400	18	55	9	22	32	5	1	1	9	1	1	0	2	13	1	1	.996
Stassi, M.	.180	102	333	32	60	101	12	1	9	30	1	1	2	38	112	0	0	.570
Stefanic, M.	.197	25	61	5	12	14	2	0	0	0	1	0	2	5	12	0	0	.509
Suzuki, K.	.180	51	139	10	25	41	4	0	4	15	1	2	2	15	29	0	0	.561
Thaiss, M.	.217	29	69	9	15	22	1	0	2	8	0	1	0	11	24	1	0	.640
Thomas, D.	.091	8	11	1	1	1	0	0	0	0	0	0	1	2	6	0	0	.377
Trout, M.	.283	119	438	85	124	276	28	2	40	80	0	1	6	54	139	1	0	.999
Velasquez, A.	.196	125	322	37	63	98	8	0	9	28	6	3	3	15	119	17	1	.540
Villar, J.	.163	13	49	6	8	11	0	0	1	3	1	0	0	4	17	1	0	.450
Wade, T.	.218	67	147	22	32	40	5	0	1	8	5	0	1	10	33	8	5	.544
Wallach, C.	.143	12	35	3	5	9	1	0	1	4	1	0	0	4	9	0	0	.488
Walsh, J.	.215	118	426	41	91	158	18	2	15	44	0	0	4	27	138	2	1	.643
Ward, T.	.281	135	495	73	139	234	22	2	23	65	0	5	4	60	120	5	3	.833
Whitefield, A.	.283	5	11	0	0	0	0	0	0	0	0	0	0	0	5	0	0	.000
TOTALS	.233	162	5423	623	1265	2116	219	31	190	600	25	25	54	449	1539	77	27	.687
OPP.	.230	162	5386	668	1241	2039	264	15	168	634	17	33	60	540	1383	99	23	.685

2022 ANGELS PITCHING

PITCHER	W	L	ERA	G	GS	CG	GF	SHO	SV	IP	H	R	ER	HR	HB	BB	IBB	SOWP	BK	OPP	AVG
Barraclough, K.	0	1	3.00	8	0	0	3	0	0	9.0	7	3	3	0	0	4	0	9	2	0	.219
Barria, J.	3	3	2.61	35	1	0	21	0	0	79.1	63	29	23	11	3	19	0	54	3	0	.217
Bradley, A.	0	1	4.82	21	0	0	6	0	2	18.2	17	13	10	1	0	7	1	15	1	0	.239
Chavez, J.	1	0	7.59	11	0	0	6	0	0	10.2	15	12	9	2	0	4	0	10	0	0	.326
Davidson, T.	1	5	6.87	8	8	0	0	0	0	36.2	39	28	28	7	2	22	0	23	1	0	.271
Detmers, R.	7	6	3.77	25	25	1	0	1	0	129.0	110	56	54	13	8	46	1	122	2	0	.231
Diaz, J.	1	1	2.93	4	3	0	1	0	0	15.1	13	5	5	1	0	10	0	11	0	0	.236
Gosselin, P.	0	0	0.00	1	0	0	1	0	0	1.0	0	0	0	0	0	0	0	0	0	0	.000
Herget, J.	2	1	2.48	49	1	0	13	0	9	69.0	48	20	19	4	3	15	3	63	0	0	.196
Diaz, J.	2	6	4.04	39	0	0	32	0	16	35.2	29	18	16	5	2	9	1	48	3	0	.216
Junk, J.	1	1	6.48	3	2	0	1	0	0	8.1	10	6	6	1	0	3	0	11	0	0	.294
Lorenzen, M.	8	6	4.24	18	18	0	0	0	0	97.2	81	48	46	11	4	44	0	85	3	0	.224
Loup, A.	0	5	3.84	65	0	0	7	0	1	58.2	54	38	25	4	8	22	3	52	0	0	.235
Marte, J.	0	0	7.36	11	0	0	4	0	0	11.0	8	9	9	2	0	18	0	15	1	0	.200
Mayers, M.	1	1	5.68	24	3	0	7	0	0	50.2	52	35	32	15	2	18	0	45	3	0	.259
Mayfield, J.	0	0	0.00	1	0	0	1	0	0	1.0	1	0	0	0	0	0	0	0	0	0	.250
Moran, B.	0	0	54.00	1	0	0	0	0	0	0.1	3	2	2	1	0	1	1	0	0	0	.750
Ohtani, S.	15	9	2.33	28	28	0	0	0	0	166.0	124	45	43	14	2	44	0	219	14	0	.203
Ortega, O.	1	3	3.71	27	0	0	7	0	1	34.0	32	18	14	5	1	18	0	33	5	0	.250
Peguero, E.	0	0	6.75	13	0	0	6	0	0	17.1	23	16	13	4	0	5	0	12	3	1	.319
Quijada, J.	0	5	3.98	42	0	0	11	0	3	40.2	25	19	18	5	2	21	4	52	1	0	.172
Reyes, G.	0	0	4.50	2	0	0	1	0	0	2.0	3	1	1	1	0	3	0	0	0	0	.333
Rosenberg, K.	0	0	4.22	3	1	0	1	0	0	10.2	9	5	5	1	0	6	0	8	0	0	.225
Sandoval, P.	6	9	2.91	27	27	1	0	1	0	148.2	139	56	48	8	5	60	0	151	6	0	.246
Silseth, C.	1	3	6.59	7	7	0	0	0	0	28.2	33	21	21	7	1	12	0	24	2	0	.287
Suarez, J.	8	8	3.96	22	20	0	0	0	0	109.0	103	49	48	14	4	33	2	103	1	0	.243
Syndergaard, N.	5	8	3.83	15	15	0	0	0	0	80.0	75	36	34	9	4	22	0	64	0	0	.244
Tepera, R.	5	4	3.61	59	0	0	12	0	6	57.1	42	27	23	7	2	20	3	47	5	0	.202
Toussaint, T.	1	1	4.62	8	2	0	2	0	0	25.1	15	13	13	2	4	19	0	26	2	0	.176
Valdez, C.	0	0	9.00	1	0	0	1	0	0	1.0	2	2	1	0	0	0	0	0	0	0	.400
Walters, N.	0	0	0.00	1	0	0	0	0	0	0.1	1	0	0	0	0	1	0	0	0	0	.500
Wantz, A.	2	1	3.22	42	1	0	7	0	0	50.1	37	19	18	8	2	21	0	52	2	1	.206
Warren, A.	2	0	5.63	14	0	0	2	0	0	16.0	19	10	10	3	0	5	2	9	1	1	.306
Weiss, Z.	0	1	3.38	12	0	0	6	0	0	13.1	7	6	5	2	1	7	2	18	2	0	.152
Zastrynsky, R.	0	0	6.00	5	0	0	1	0	0	3.0	2	3	2	0	0	1	0	2	1	0	.182
TOTALS	73	89	3.77	162	162	1	160	17	38	1435.2	1241	668	601	168	60	540	28	1383	64	3	.230
OPP.	89	73	3.60	162	162	1	161	12	40	1442.0	1265	623	576	190	54	449	28	1539	42	1	.233

2022 REVIEW

2022 IN REVIEW

	HOME			AWAY			TOTALS		
	W	L	PCT.	W	L	PCT.	W	L	PCT.
Season	40	41	.494	33	48	.407	73	89	.451
Day Games	9	10	.474	12	18	.400	21	28	.429
Night Games	31	31	.500	21	30	.344	52	61	.460
vs. LH Starters	12	11	.364	11	15	.423	23	26	.469
vs. RH Starters	28	30	.483	22	33	.400	50	63	.442
One-Run Games	13	13	.500	5	15	.250	18	28	.391
Two-Run Games	8	8	.500	4	6	.400	12	14	.462
Extra Innings	3	4	.429	4	4	.500	7	8	.467
Shutouts	6	4	.600	11	8	.579	17	12	.586
In Mar./Apr.	8	5	.615	6	3	.667	14	8	.636
May	7	8	.467	6	7	.462	13	15	.464
June	6	10	.375	4	8	.333	10	18	.357
July	2	7	.222	4	11	.267	6	18	.250
Aug.	5	7	.417	9	8	.529	14	15	.483
Sept./Oct.	12	4	.750	4	11	.267	16	15	.516
Pre All-Star Break	22	27	.449	17	26	.395	39	53	.424
Post All-Star Break	18	14	.563	16	22	.421	34	36	.486
Vs. Houston	3	7	.300	3	6	.333	6	13	.316
Oakland	6	3	.667	6	4	.600	12	7	.632
Seattle	4	6	.400	6	3	.667	10	9	.526
Texas	5	4	.556	4	6	.400	9	10	.474
A.L. WEST	18	20	.474	19	19	.500	37	39	.489
Vs. Chicago	2	1	.667	2	2	.500	4	3	.571
Cleveland	4	0	1.000	0	3	.000	4	3	.571
Detroit	2	1	.667	1	2	.333	3	3	.500
Kansas City	1	2	.333	2	1	.667	3	3	.500
Minnesota	2	1	.667	2	1	.667	4	2	.667
A.L. CENTRAL	11	5	.688	7	9	.438	18	14	.563
Vs. Baltimore	1	2	.333	0	4	.000	1	6	.143
Boston	1	3	.250	2	1	.667	3	4	.429
New York	2	1	.667	0	3	.000	2	4	.333
Tampa Bay	2	1	.667	0	4	.000	2	5	.286
Toronto	0	4	.000	3	0	1.000	3	4	.429
A.L. EAST	6	11	.353	5	12	.294	11	23	.324
Vs. Atlanta	0	0	.000	1	2	.333	1	2	.333
Los Angeles	0	2	.000	0	2	.000	0	4	.000
Miami	2	0	1.000	1	1	.500	3	1	.750
New York	1	2	.333	0	0	.000	1	2	.333
Philadelphia	0	0	.000	0	3	.000	0	3	.000
Washington	2	1	.667	0	0	.000	2	1	.667
NATIONAL LEAGUE	5	5	.500	2	8	.200	7	13	.350



2022 FINAL STANDINGS

WEST	W	L	PCT.	GB	CENTRAL	W	L	PCT.	GB	EAST	W	L	PCT.	GB
Houston	106	56	.654	—	Cleveland	92	70	.568	—	New York	99	63	.611	—
Seattle	90	72	.556	16.0	Chicago	81	81	.500	11.0	Toronto	92	70	.568	7.0
ANGELS	73	89	.451	33.0	Minnesota	78	84	.481	14.0	Tampa Bay	86	76	.531	13.0
Texas	68	94	.420	38.0	Detroit	66	96	.407	26.0	Baltimore	83	79	.512	16.0
Oakland	60	102	.370	46.0	Kansas City	65	97	.401	27.0	Boston	78	84	.481	21.0

ALL-STAR BREAK

WEST	W	L	PCT.	GB	CENTRAL	W	L	PCT.	GB	EAST	W	L	PCT.	GB
Houston	59	32	.648	—	Minnesota	50	44	.532	—	New York	64	28	.696	—
Seattle	51	42	.548	9.0	Cleveland	46	44	.511	2.0	Tampa Bay	51	41	.554	13.0
Texas	41	49	.456	17.5	Chicago	46	46	.500	3.0	Toronto	50	43	.538	14.5
ANGELS	39	53	.424	20.5	Detroit	37	55	.402	12.0	Boston	48	45	.516	16.5
Oakland	32	61	.344	28.0	Kansas City	36	56	.391	13.0	Baltimore	46	46	.500	18.0

POST-ALL-STAR BREAK

WEST	W	L	PCT.	GB	CENTRAL	W	L	PCT.	GB	EAST	W	L	PCT.	GB
Houston	47	24	.662	—	Cleveland	46	26	.639	—	Toronto	42	27	.653	—
Seattle	39	30	.565	7.0	Chicago	35	35	.500	10.0	Baltimore	37	33	.529	5.5
ANGELS	34	36	.486	12.5	Detroit	29	41	.414	16.0	New York	35	35	.500	7.5
Oakland	28	41	.406	18.0	Kansas City	29	41	.414	16.0	Tampa Bay	35	35	.500	7.5
Texas	27	45	.375	20.5	Minnesota	28	40	.412	16.0	Boston	30	39	.435	12.0

END OF APRIL

WEST	W	L	PCT.	GB	CENTRAL	W	L	PCT.	GB	EAST	W	L	PCT.	GB
ANGELS	14	8	.636	—	Minnesota	12	9	.571	—	New York	15	6	.714	—
Houston	11	10	.524	2.5	Cleveland	9	12	.429	3.0	Toronto	14	8	.636	1.5
Seattle	11	10	.524	2.5	Chicago	8	12	.400	3.5	Tampa Bay	12	9	.571	3.0
Oakland	10	11	.476	3.5	Kansas City	7	12	.368	4.0	Boston	9	13	.409	6.5
Texas	7	14	.333	6.5	Detroit	7	13	.350	4.5	Baltimore	7	14	.333	8.0

END OF MAY

WEST	W	L	PCT.	GB	CENTRAL	W	L	PCT.	GB	EAST	W	L	PCT.	GB
Houston	32	18	.640	—	Minnesota	30	21	.588	—	New York	34	15	.694	—
ANGELS	27	23	.540	5.0	Chicago	23	24	.489	5.0	Toronto	28	20	.583	5.5
Texas	24	24	.500	7.0	Cleveland	21	24	.467	6.0	Tampa Bay	28	21	.571	6.0
Seattle	21	28	.429	10.5	Detroit	19	30	.388	10.0	Boston	23	27	.460	11.5
Oakland	20	32	.385	13.0	Kansas City	16	32	.333	12.5	Baltimore	21	30	.412	14.0

END OF JUNE

WEST	W	L	PCT.	GB	CENTRAL	W	L	PCT.	GB	EAST	W	L	PCT.	GB
Houston	48	27	.640	—	Minnesota	43	36	.544	—	New York	56	21	.727	—
Texas	36	38	.486	11.5	Cleveland	39	34	.534	1.0	Boston	43	33	.566	12.5
ANGELS	37	41	.474	12.5	Chicago	35	39	.473	5.5	Toronto	43	33	.566	12.5
Seattle	37	41	.474	12.5	Detroit	29	45	.392	11.5	Tampa Bay	40	35	.533	15.0
Oakland	25	53	.321	24.5	Kansas City	27	47	.365	13.5	Baltimore	35	42	.455	21.0

END OF JULY

WEST	W	L	PCT.	GB	CENTRAL	W	L	PCT.	GB	EAST	W	L	PCT.	GB
Houston	67	36	.650	—	Minnesota	53	48	.525	—	New York	69	34	.670	—
Seattle	55	48	.534	12.0	Cleveland	52	49	.515	1.0	Toronto	57	45	.559	11.5
Texas	46	55	.455	20.0	Chicago	51	50	.505	2.0	Tampa Bay	54	48	.529	14.5
ANGELS	43	59	.422	23.5	Detroit	41	62	.398	13.0	Baltimore	51	51	.500	17.5
Oakland	39	65	.375	28.5	Kansas City	40	62	.392	13.5	Boston	51	52	.495	18.0

END OF AUGUST

WEST	W	L	PCT.	GB	CENTRAL	W	L	PCT.	GB	EAST	W	L	PCT.	GB
Houston	84	47	.641	—	Cleveland	68	60	.531	—	New York	79	52	.603	—
Seattle	72	58	.554	11.5	Minnesota	67	62	.519	1.5	Tampa Bay	72	57	.558	6.0
Texas	58	71	.450	25.0	Chicago	64	66	.492	5.0	Toronto	70	59	.543	8.0
ANGELS	57	74	.435	27.0	Kansas City	53	78	.405	16.5	Baltimore	68	61	.527	10.0
Oakland	49	82	.374	35.0	Detroit	50	80	.385	19.0	Boston	63	68	.481	16.0

ANGELS RECORDS





[Editor's Note: All Records Exclusive of Shortened 1972, 1981, 1994, 1995 & 2020 Seasons Unless Otherwise Noted]

SINGLE-SEASON GAMES WON-LOST

Most Games Played	163	1974 & 1969
Most Games Won	100	2008
Fewest Games Won	65	1980
Most Games Won, Home	54	2007 & 2002
Fewest Games Won, Home	30	1980
Most Games Won, Road	50	2008
Fewest Games Won, Road	24	1961
Best Record, Home	54-27	2007 & 2002
Best Record, Road	50-31	2008
Most Games Won, Before All-Star Break	57	2014 & 2008
Most Games Over .500 at All-Star Break	20 (57-37)	2014
Highest Won-Lost Pct.617 (100-62)	2008
Lowest Won-Lost Pct.406 (65-95)	1980
Most Games Lost	95	1980 & 1968
Most Games Lost, Home	51	1980
Fewest Games Lost, Home	27	2007 & 2002
Most Games Lost, Road	55	1961
Most Shutouts Participated	44	1964
Most Shutouts Won	28	1964
Most Shutouts Won, Home	18	1964
Most Shutouts Won, Road	12	1989
Most Shutouts Lost	23	1971
Most Shutouts Lost, Home	11	1972 & 1971
Most Shutouts Lost, Road	15	1969
Fewest Times Shutout	3	2014 & 1982
Fewest Times Shutout, Home	0	2000
Fewest Times Shutout, Road	0	2014
Most One-Run Games	63	1967 & 1964
Most One-Run Games Won	37	1966
Most Games Won vs. One Club	15	2010 (Seattle) & 2005 (Texas)
Most Games Won vs. One Club, Home	9	1967 (Oakland)
Most Games Won vs. One Club, Road	9	2014 (Texas)
Most Games Lost vs. One Club	15	2021 (Oakland), 2013 (Texas) & 2001 (Seattle)
Most Games Lost vs. One Club, Home	8	2021 (Oakland), 2001 (Seattle) & 1975 (Kansas City)
Most Games Lost vs. One Club, Road	9	2013 (Texas), 1965 (Chicago) & 1961 (New York)
Most Extra-Inning Games Won	13	1976
Best Extra-Inning Record	11-3 (.786)	1985
Most Extra-Inning Games Lost	14	1983
Most 1-0 Games Won	10	1964
Most 1-0 Games Lost	5	1971, 1968 & 1967
Most Games Won, Homestand	11	2011 (June 27-July 20) & 1962 (July 6-25)
Best Homestand Record	7-0	2004 (May 3-9)
Most Games Lost, Homestand	11	1988 (Sept. 13-25) & 1963 (Aug. 2-18)
Worst Homestand Record (min. 7 games)	1-9	1980 (June 6-15)
Most Games Won, Road Trip	14	1962 (June 15-July 4)
Best Road Trip Record	6-0	2013 (June 25-30), 2002 (Sept. 3-8) & 1979 (Apr. 13-19)
Most Games Lost, Road Trip	18	1961 (May 30-June 18)
Worst Road Trip Record	0-10	1969 (May 16-25)
Most Four-Game Sweeps	5	2014
Best Month	22-6	1998 (June)
Worst Month	6-21	1980 (June)
Most Games Won vs. RHP	75	2007
Most Games Lost vs. RHP	73	1999
Most Games Won vs. LHP	37	1980 & 2009
Most Games Lost vs. LHP	43	1983
Most Players Used	66	2022
Fewest Players Used	32	1978
Most Pitchers Used	40	2021
Fewest Pitchers Used	13	1978
Most Times Using Injured List	32	2021, 2019 & 2018
Most Players Placed on Injured List	26	2021

ANGELS RECORDS

SEASON

SINGLE-SEASON TEAM BATTING

Highest Average	.285	2009
Lowest Average	.227	1968
Highest Average with RISP	.297	2009
Highest Slugging Pct.	.472	2000
Lowest Slugging Pct.	.318	1976 & 1968
Most At-Bats	5,686	1996
Most Runs	883	2009
Fewest Runs	498	1968
Most Total Bases	2,659	2000
Most Hits	1,604	2009
Fewest Hits	1,209	1968
Most Players, 100-or-more Hits	10	2009 (MLB Record - tied)
Most Players, 50-or-more RBI	11	2009 (MLB Record)
Most One-Base Hits	1,132	2004
Most Two-Base Hits	333	2002
Most Three-Base Hits	54	1966
Most Home Runs	236	2000
Fewest Home Runs	55	1975
Most Grand Slams	8	1983 & 1979
Most Home Runs, Home:		
Angel Stadium of Anaheim	130	2000
Anaheim Stadium	104	1996
Chavez Ravine	50	1962
Wrigley Field	122	1961
Fewest Home Runs, Home	24	1976, 1975 & 1963
Most Home Runs, Road	106	2000
Fewest Home Runs, Road	31	1975
Most Extra-Base Hits	579	2000
Most Runs Batted In	841	2009
Most Game-Winning RBI	98	2002
Most Pinch-Hits	59	1961
Fewest Pinch-Hits	10	2021
Most PH Home Runs	9	1987
Most PH RBI	38	1973
Highest PH Average	.333	1982
Most Hits, DH	196	1979
Fewest Hits, DH	121	2001
Most Home Runs, DH	44	2021
Fewest Home Runs, DH	8	2001
Most RBI, DH	134	1979
Fewest RBI, DH	56	2001
Highest Average, DH	.318	1979
Most Strikeouts	1,539	2022
Most Players, 100-or-more Strikeouts	8	2022
Fewest Strikeouts	682	1978
Most Stolen Bases	220	1975
Highest Stolen Base Pct.	80.2	2018 & 2012
Most Caught Stealing	108	1975
Most Sacrifice Hits	114	1982
Most Sacrifice Flies	65	2007
Most Base on Balls	681	1961
Fewest Base on Balls	416	1992
Most Hit by Pitcher	77	2001
Most Grounded into Double Plays	150	2013
Fewest Grounded into Double Plays	95	2022
Most Left on Base	1,218	1996
Fewest Left on Base	975	1992



CLUB FIELDING

Highest Percentage	.987	2018
Lowest Percentage	.969	1961
Most Putouts	4,448	2014
Fewest Putouts	4,264	2016
Most Assists	2,077	1983
Fewest Assists	1,382	2022
Most Total Chances	6,653	1983
Fewest Total Chances	5,771	2021
Most Errors	192	1961
Fewest Errors	76	2018
Most Errorless Games	105	2018
Most Double Plays	203	1985
Most Passed Balls	30	1969
Fewest Passed Balls	4	1984 & 1982

CLUB PITCHING

Lowest ERA	2.91	1964
Highest ERA	5.30	1996
Lowest WHIP (Walks/Hits per IP)	1.22	2014 & 1968
Most Complete Games	72	1973
Fewest Complete Games	0	2019
Most Innings Pitched	1,482.2	2014
Fewest Innings Pitched	1,421.1	2016
Most Hits	1,636	1983
Fewest Hits	1,234	1968
Most Runs	943	1996
Fewest Runs	551	1964
Most Earned Runs	847	1996
Fewest Earned Runs	469	1964
Most Base on Balls	713	1961
Fewest Base on Balls	443	2005
Most Strikeouts	1,453	2021
Fewest Strikeouts	668	1983
Most Strikeouts, Starters	855	1973
Most Strikeouts, Relievers	764	2019
Most Strikeouts per 9 IP	9.20	2021
Most Holds	86	2018
Most Saves	66	2008
Fewest Saves	12	1974
Most Blown Saves	28	1988 & 2022
Most Shutouts	28	1964
Fewest Shutouts	1	2001
Most Home Runs	267	2019
Fewest Home Runs	91	1965
Most Grand Slams	10	2003
Most Hit Batsmen	84	1996
Most Wild Pitches	98	2019
Most Balks	37	1988
Most Pitchers Used	40	2021
Most Starting Pitchers Used	19	2019
Fewest Starting Pitchers Used	6	2004
Most Starters, 10-or-more wins	5	2008
Most Pitchers, 10-or-more wins	6	2008

MOST HOME RUNS IN A MONTH BY AN ANGELS PLAYER

MONTH	PLAYER	HR	YEAR
March/April	Mike Trout	10	2018
May	Mo Vaughn	13	2000
June	Shohei Ohtani	13	2021
	Albert Pujols	13	2015
	Tim Salmon	13	1996
July	Mike Trout	13	2019
August	Bobby Bonds	12	1977
September	Mike Trout	10	2022
	Vladimir Guerrero	10	2004
	Mo Vaughn	10	1999
Sept./Oct.	Mike Trout	12	2022

MOST RBI IN A MONTH BY AN ANGELS PLAYER

MONTH	PLAYER	RBI	YEAR
March/April	Don Baylor	28	1979
May	Mo Vaughn	28	1999
June	Vladimir Guerrero	30	2004
July	Jim Edmonds	34	1995
	Don Baylor	34	1979
August	Kendrys Morales	33	2009
September	Garret Anderson	27	2000
	Mo Vaughn	27	1999
	Don Baylor	27	1978
	Bob Oliver	27	1973
	Frank Robinson	27	1973
Sept./Oct.	Mo Vaughn	29	1999

ANGELS RECORDS

SEASON

INDIVIDUAL BATTING

HIGHEST AVERAGE

Right-Handed	337	2004 (Vladimir Guerrero)
Left-Handed	355	2000 (Darin Erstad)
Switch-Hitter	330	2007 (Chone Figgins)
Most Games	162	1979 (Don Baylor) 1971 & 1970 (Sandy Alomar) 1966 (Jim Fregosi) 1964 (Bobby Knoop)
Most At-Bats	689	1971 (Sandy Alomar)
Most Runs	129	2012 (Mike Trout)

MOST HITS

Right-Handed	206	2004 (Vladimir Guerrero)
Left-Handed	240	2000 (Darin Erstad)
Switch Hitter	186	2005 (Chone Figgins)

MOST ONE-BASE HITS

Right-Handed	156	1970 (Alex Johnson)
Left-Handed	170	2000 (Darin Erstad)
Switch Hitter	148	1971 (Sandy Alomar)

MOST TWO-BASE HITS

Right-Handed	50	2012 (Albert Pujols)
Left-Handed	56	2002 (Garret Anderson)
Switch Hitter	43	2009 (Kendrys Morales)

MOST THREE-BASE HITS

Right-Handed	13	1968 (Jim Fregosi)
Left-Handed	13	1975 (Mickey Rivers)
Switch Hitter	17	2004 (Chone Figgins)

MOST HOME RUNS

Right-Handed	47	2000 (Troy Glaus)
Left-Handed	46	2021 (Shohei Ohtani)
Switch Hitter	34	2009 (Kendrys Morales)
Leadoff Position	30	2012 (Mike Trout)
Leading Off Game	7	1987 (Brian Downing)
Road	24	2019 (Mike Trout) 1963 & 1962 (Leon Wagner)
Month	13	2021 (June - Shohei Ohtani) 2019 (July - Mike Trout) 2015 (June - Albert Pujols) 2000 (May - Mo Vaughn) 1996 (June - Tim Salmon)
Grand Slams	3	2002 (David Eckstein) 1979 & 1978 (Joe Rudi)

MOST HOME RUNS, HOME

Angel Stadium	26	2021 (Shohei Ohtani)
Anaheim Stadium	23	1993 (Tim Salmon)
Chavez Ravine	13	1962 (Leon Wagner)
Wrigley Field	19	1961 (Leon Wagner)

MOST EXTRA-BASE HITS

Most Extra-Base Hits	88	2002 (Garret Anderson)
----------------------	----	------------------------

MOST RBI

Right-Handed	139	1979 (Don Baylor)
Left-Handed	123	2002 & 2001 (Garret Anderson)
Switch Hitter	112	1993 (Chili Davis)
Month	34	1979 (July - Don Baylor) 1995 (July - Jim Edmonds) 1982 (Don Baylor)
Most Game-Winning RBI	21	

MOST TOTAL BASES

Right-Handed	366	2004 (Vladimir Guerrero)
Left-Handed	366	2000 (Darin Erstad)
Switch Hitter	322	2009 (Kendrys Morales)

MISC.

Highest Slugging Pct.	645	2019 (Mike Trout)
Highest On-Base Pct.	460	2018 (Mike Trout)
Highest Pinch-Hit Average (20+ AB)	435	1964 (Willie Smith; 10/23)
Most At-Bats Pinch-Hitter	56	1973 (Winston Llenas)
Most Hits, PH	16	1973 (Winston Llenas)
Most Home Runs, PH	4	1996 (Jack Howell)
Most RBI, PH	18	1973 (Winston Llenas)

ANGELS RECORDS



INDIVIDUAL BATTING CONTINUED

Most Times On Base	309	2013 (Mike Trout)
Most Runs Created	142	2013 (Mike Trout)
Highest Designated Hitter Average★	349	1979 (Don Baylor)
Most At-Bats, DH	608	1982 (Don Baylor)
Most Hits, DH	160	1982 (Don Baylor)
Most Home Runs, DH	43	2021 (Shohei Ohtani)
Most RBI, DH	112	1993 (Chili Davis)
Most Strikeouts	189	2021 (Shohei Ohtani)
Most Stolen Bases	70	1975 (Mickey Rivers)
Highest Stolen Base Pct.	92.3 (24/26)	2018 (Mike Trout)
Most Caught Stealing	24	1993 (Chad Curtis & Luis Polonia)
Most Base on Balls	122	2018 (Mike Trout)
Most Intentional Base on Balls	28	2007 (Vladimir Guerrero)
Most Sacrifice Hits	26	1982 (Tim Foli)
Most Sacrifice Flies	13	1979 (Dan Ford)
Most Hit by Pitch	27	2002 (David Eckstein)
Most Grounded Into Double Plays	28	2014 (Albert Pujols)

★ Based on 250-or-more At-Bats

INDIVIDUAL PITCHING

LOWEST ERA

Starter (in starts only)	1.57	1964 (Dean Chance)
Reliever (in relief outings only)	1.31	1964 (Bob Lee)

MOST GAMES WON

RHP	22	1974 (Nolan Ryan)
LHP	22	1970 (Clyde Wright)
Home	13	1973 & 1972 (Nolan Ryan)
Road	13	2002 (Jarrod Washburn)
Reliever	12	1967 (Minnie Rojas) 1966 (Jack Sanford)

MOST GAMES LOST

RHP	19	1991 (Kirk McCaskill)
LHP	19	1974 (Frank Tanana) 1973 (Clyde Wright) 1967 (George Brunet)
Most Games	78	2005 (Scott Shields)
Most Games Started	41	1974 (Nolan Ryan)
Most Complete Games	26	1974 & 1973 (Nolan Ryan)
Most Scoreless Appearances	67	2014 (Joe Smith)
Most Saves, RHP	62 (MLB Record)	2008 (Francisco Rodriguez)
Most Saves, LHP	48	2009 (Brian Fuentes)
Most Saves, Month	12	2008 (July - Francisco Rodriguez) 2006 (Aug. - Francisco Rodriguez) 2005 (Sept. - Francisco Rodriguez) 1991 (Sept. - Bryan Harvey)
Best Save Pct. (min. 30 SVO)	.929 (39/42)	2001 (Troy Percival)
Most Shutouts	11	1964 (Dean Chance)
Most Innings	332.2	1974 (Nolan Ryan)
Most Hits	287	1983 (Tommy John)
Fewest Hits★	160	1971 (Rudy May)
Most Runs	130	1988 (Mike Witt)
Fewest Runs★	56	1964 (Dean Chance)
Most Earned Runs	118	1996 (Jim Abbott)
Fewest Earned Runs★	51	1964 (Dean Chance)
Most Base on Balls	204	1977 (Nolan Ryan)
Fewest Base on Balls★	28	2005 (Paul Byrd)
Most Strikeouts	383 (MLB Record)	1973 (Nolan Ryan)
Fewest Strikeouts★	65	1983 (Tommy John) 1973 (Clyde Wright)
Most Games, 10-or-more Strikeouts	23	1973 (Nolan Ryan)
Most Home Runs	40	2002 (Ramon Ortiz) 1996 (Shawn Boskie)
Most Hit Batsmen	21	1969 (Tom Murphy)
Most Wild Pitches (as Starter)	22	2014 (Garrett Richards)
Most Wild Pitches (as Reliever)	13	2004 (Kevin Gregg)
Most 1-0 Victories	6	1964 (Dean Chance)
Most Games Finished	69	2008 (Francisco Rodriguez)
Highest Won-Lost Percentage (min. 15 decisions)	.800 (20-5) .800 (16-4)	2012 (Jered Weaver) 2014 (Matt Shoemaker)

★Based on 200-or-more innings pitched

ANGELS RECORDS

GAME

CLUB GENERAL

Players Used, Game	25	2017 (Sept. 4 at OAK) 2014 (Sept. 16 vs. SEA) 1986 (Sept. 10 at CLE) 2020 (July 31 vs. HOU)
Longest Game Time, Home (9 innings)	4:21	2017 (Sept. 1 at TEX)
Longest Game Time, Road (9 innings)	4:33	1972 (May 6 vs. MIL)
Shortest Game Time, Home (9 innings)	1:31	1963 (Sept. 25 at NYY)
Shortest Game Time, Road (9 innings)	1:38	2014 (Aug. 9 vs. BOS; 19 inn.)
Longest Game Time, Extra-Innings, Home	6:32	2013 (Apr. 29 at OAK; 19 inn.)
Longest Game Time, Extra-Innings, Road	6:32	1982 (Apr. 13 vs. SEA)
Longest Game, Innings, Home	20	1971 (July 9 at OAK)
Longest Game, Innings, Road	20	1986 (Aug. 15 at MIN)
Most Left On Base (9 innings)	17	1982 (Sept. 18 at TOR)
Most Left On Base, Extra-Innings	20	1968 (Aug. 21 vs. BAL - 15 inn.)
Most Double Plays Turned by Angels	6	1998 (May 12 at CWS) 1975 (Aug. 8 vs. NYY) 1966 (May 1 at BOS) 1963 (Aug. 23 at WAS)
Largest Winning Margin	22 (24-2)	1979 (Aug. 25 at TOR)
Largest Winning Margin, Home	19 (19-0)	2002 (May 10 vs. CWS)
Largest Losing Margin	18 (21-3)	2018 (Sept. 20 at OAK)
Largest Deficit Overcome, Win	8	2021 (Aug. 19 at DET; 13-10 win; Trailed 2-10 after 5 inn.) 1986 (Aug. 29 vs. DET; 13-12 win; Trailed 3-11 after 6 1/2 inn.)
Largest Deficit Overcome, Loss	9	1997 (July 31 vs. CWS; 14-12 loss)
Most Runs, Both Clubs	30 (9-21)	2000 (Sept. 30 vs. SEA)
Most Errors, 9 innings	6	1975 (June 27 vs. OAK)
Most Errors, Extra-Innings	6	1963 (Apr. 16 at MIN - 13 inn.)

CLUB BATTING

Most Runs	24 (24-2)	1979 (Aug. 25 at TOR)
Most Runs, Home	21 (21-6)	2004 (Aug. 25 vs. KC)
Most Runs, Inning	13	1997 (May 12 vs. CWS - 7th inn.) 1978 (Sept. 14 at TEX - 9th inn.)
Most Runs, Extra Inning (Single Inning)	9	2009 (Aug. 16 at BAL, 13th inn.)
Most Hits	26	1980 (June 20 at BOS) 1979 (Aug. 25 at TOR)
Most Hits, Inning	11	1997 (May 12 vs. CWS - 7th inn.) 1966 (Apr. 30 at BOS - 8th inn.)
Most Hits, First Inning	10	2013 (Apr. 20 vs. DET)
Most Total Bases	52	1980 (June 20 at BOS)
Most Total Bases, Inning	24	1966 (Apr. 30 at BOS - 8th inn.)
Most One-Base Hits	20	1967 (Aug. 23 at CLE)
Most Two-Base Hits	10	1999 (Apr. 12 at TEX)
Most Three-Base Hits	3 (16th time)	2011 (Sept. 2 vs. MIN)
Most Home Runs	7	2022 (Aug. 4 vs. OAK) 2003 (June 4 at MON - Puerto Rico) 2000 (May 28 at KC - 5th inn.)
Most Home Runs, Inning	4	2019 (May 23 vs. MIN; LAA - 3, MIN - 8)
Most Home Runs, Both Clubs	11	1994 (July 1 at BAL; CAL - 5, BAL - 6)
Most Walks, 9 Innings	14	2000 (Sept. 23 at TEX)
Most Walks, Extra-Innings	14	1976 (May 8 vs. CLE - 13 inn.)
Most Strikeouts, 9 Innings	20	2022 (July 3 at HOU)
Most Strikeouts, Extra-Innings	26	1971 (July 9 at OAK - 20 inn.)
Most Stolen Bases	7	1981 (Aug. 25 vs. BOS)
Most Stolen Bases, Inning	4	(last time) 1997 (June 28 at SEA, 7th inn.)
Most Steals of Home	2	1966 (Sept. 3 vs. WAS)
Most Steals by Opponent	8	2016 (Aug. 12 at CLE)
Most Extra-Base Hits	13	1980 (June 20 at BOS) 1979 (Aug. 25 at TOR)
Most Pinch-Hitters Used	7	1968 (Sept. 4 vs. CLE)



CLUB PITCHING

Most Runs Allowed	21	2018 (Sept. 20 at OAK)
		2000 (Sept. 30 vs. SEA)
Most Runs Allowed, Home	21	2000 (Sept. 30 vs. SEA)
Most Runs Allowed, Road	21	2018 (Sept. 20 at OAK)
Most Runs Allowed, Inning	13	1996 (July 5 at OAK - 1st inn.)
		1990 (July 8 at MIL - 5th inn.)
Most Hits Allowed	26	1980 (Aug. 28 at BAL)
Most Hits Allowed, Inning	10	1990 (July 8 at MIL - 5th inn.)
Most Two-Base Hits Allowed	8	1994 (Aug. 9 vs. KC)
		1980 (Aug. 28 at BAL)
Most Home Runs Allowed	8	2005 (June 30 at TEX)
		1996 (June 27 vs. OAK)
Most Home Runs Allowed, Inning	4	2000 (May 26 at KC - 6th inn.)
		1995 (Sept. 5 at BAL - 2nd inn.)
		1963 (July 31 at CLE - 3rd inn.)
Most Base on Balls Allowed, 9 Innings	12 (last time)	2000 (Sept. 30 vs. SEA)
Most Base on Balls Allowed, Extra-Innings	13	1994 (Aug. 6 vs. CWS, 10 inn.)
		1992 (July 12 at DET, 10 inn.)
Most Strikeouts, 9 Innings	20	2012 (Sept. 25 at SEA)
Most Strikeouts, Extra-Innings	26	2004 (June 8 vs. MIL, 17 inn.)
Most Hit Batsmen	5	2018 (Aug. 12 vs. OAK)
		2001 (June 7 vs. OAK)
Most Wild Pitches	6	2009 (June 22 vs. COL)
		1991 (Apr. 13 at MIN)
Most Pitchers Used, 9 Innings	.9 (last time)	2020 (July 31 vs. HOU)
Most Pitchers Used, Extra-Innings	12	2017 (Sept. 4 at OAK, 11 inn.)

INDIVIDUAL BATTING

Most At-Bats (9 inn.)	7	Jim Edmonds	1995 (June 29 at TEX)
		Wally Joyner	1986 (Aug. 5 at MIN)
		Don Baylor	1979 (Aug. 25 at TOR)
Most At-Bats (Extras)	9	Albie Pearson	1961 (July 21 vs. WAS)
		Albert Pujols	2014 (Aug. 9 vs. BOS; 19 inn.)
		Brendan Harris, Howie Kendrick	2013 (Apr. 29 at OAK; 19 inn.)
		Don Baylor	1982 (Apr. 13 vs. SEA; 20 inn.)
Most Runs	5	C.J. Cron	2016 (July 2 at BOS)
		Mark Trumbo	2013 (Sept. 10 at TOR)
		Erick Aybar	2011 (Sept. 18 at BAL)
		Tim Salmon	1998 (Apr. 12 at CLE)
Most Hits	6	C.J. Cron	2016 (July 2 at BOS - 9 inn.)
		Chone Figgins	2007 (June 18 vs. HOU - 9 inn.)
		Garret Anderson	1996 (Sept. 27 at TEX - 15 inn.)
Most Hits, Inning	2	Several times; last - Phil Gosselin	2021 (Sept. 25 vs. SEA - 3rd inn.)
Most Hits, Extra-Innings	6	Garret Anderson	1996 (Sept. 27 at TEX)
Most Two-Base Hits	3	Several times; last - David Fletcher	2021 (July 17 vs. SEA)
Most Three-Base Hits	2	Several times; last - Shohei Ohtani	2021 (Sept. 25 vs. SEA)
Most Home Runs, Game	3	Torii Hunter	2009 (June 13 vs. SD)
		Garret Anderson	2003 (June 4 at MON - Puerto Rico)
		Troy Glaus	2002 (Sept. 15 vs. TEX)
		Dave Winfield	1991 (Apr. 13 at MIN)
		Wally Joyner	1987 (Oct. 3 vs. CLE)
		Reggie Jackson	1986 (Sept. 18 vs. KC)
		Doug DeCinces	1982 (Aug. 8 at SEA)
			1982 (Aug. 3 vs. MIN)
		Fred Patek	1980 (June 20 at BOS)
		Carney Lansford	1979 (Sept. 1 at CLE)
		Leroy Stanton	1973 (July 10 at BAL)
		Lee Thomas	1961 (Sept. 5 at KC)
Most Extra-Base Hits	4	11 times; last - Mike Trout	2018 (May 26 at NYY)
Most Total Bases	15	Dave Winfield	1991 (Apr. 13 at MIN)
Most RBI	10	Garret Anderson	2007 (Aug. 21 vs. NYY)
Most Base on Balls, 9 Innings	4	Several times; last - Shohei Ohtani	2021 (Sept. 24 vs. SEA)
Most Base on Balls, Extra Innings	5	Albie Pearson	1963 (Apr. 24 at DET - 14 inn.)
			1961 (June 25 vs. BAL - 15 inn.)
Most Intentional Base on Balls	3	7 times; last - Mike Trout	2018 (May 1 vs. BAL)
Most Strikeouts, 9 Innings	4	Several times, last - Jo Adell	2022 (Sept. 29 vs. OAK)
Most Strikeouts, Extra-Innings	6	Bill Cowan	1971 (July 9 at OAK)
		Rick Reichardt	1966 (May 31 vs. CLE)
Most Grounded Into Double Plays	3	4 times; last - Josh Hamilton	2013 (June 18 vs. SEA)
Most Stolen Bases	3	4 times; last - Cameron Maybin	2017 (June 9 at HOU)
Most Caught Stealing	3	Luis Polonia	1993 (May 24 at SEA)
Players Hitting for Cycle		Jared Walsh	2022 (June 11 vs. NYM)
		Shohei Ohtani	2019 (June 13 at TB)
		Mike Trout	2013 (May 21 vs. SEA)
		Chone Figgins	2006 (Sept. 16 at TEX)
		Jeff DaVanon	2004 (Aug. 25 vs. KC)
		Dave Winfield	1991 (June 24 at KC)
		Dan Ford	1979 (Aug. 10 vs. SEA)
		Jim Fregosi (Twice)	1968 (May 20 vs. BOS) & 1964 (July 28 vs. NYY)



ANGELS RECORDS

GAME

5-for-5 Game	Mike Trout	2018 (Sept. 8 at CWS) 2018 (May 26 at NYY)
	Yunel Escobar	2016 (Aug. 17 vs. SEA) 2016 (July 26 at KC)
	Erick Aybar	2015 (July 3, 2015 at TEX)
	Mark Trumbo	2013 (Sept. 10 at TOR)
	Bobby Abreu	2011 (Apr. 3 at KC)
	Kendrys Morales	2009 (Aug. 28 vs. OAK)
	Casey Kotchman	2008 (July 23 vs. CLE)
	Chone Figgins	2007 (June 18 vs. HOU - 6-for-6)
	David Eckstein	2004 (June 2 vs. BOS)
	Darin Erstad	2002 (Aug. 27 vs. TB)
	Tim Salmon	2002 (July 19 vs. SEA)
	Mo Vaughn	2000 (May 24 at MIN)
	Gary DiSarcina	1998 (Sept. 24 at OAK) 1998 (June 13 at TEX)
	Darin Erstad	1998 (June 9 at ARI)
	Rex Hudler	1996 (May 26 vs. BOS)
	Tony Phillips	1995 (June 14 vs. MIN)
	Chili Davis	1995 (May 10 vs. TEX)
	Chris Turner	1994 (July 5 at BOS)
	Tim Salmon	1994 (May 13 at SEA)
	Dave Winfield	1991 (June 24 at KC)
	Dave Gallagher	1991 (May 19 at BAL)
	Bob Boone	1988 (June 17 at KC)
	Juan Beniquez	1984 (May 29 vs. NYY)
	Rod Carew	1981 (Aug. 21 vs. CLE)
	Rick Burleson	1981 (June 3 at TOR)
	Dickie Thon	1980 (May 28 vs. TEX)
	Brian Downing	1979 (Apr. 15 at OAK)
	Mario Guerrero	1977 (June 14 at MIN)
	Richie Scheinblum	1973 (July 28 at KC)
	Tom Satriano	1968 (Aug. 11 at BAL)
	Lee Thomas	1961 (Sept. 5 at KC)

INDIVIDUAL PITCHING

Perfect Game	Mike Witt	1984 (Sept. 30 at TEX)
No-Hitters, Angels (incl. combined)	Reid Detmers	2022 (May 10 vs. TB)
	Taylor Cole, Félix Peña	2019 (July 12 vs. SEA)
	Jered Weaver	2012 (May 2 vs. MIN)
	Ervin Santana	2011 (July 27 at KC)
	Jered Weaver, Jose Arredondo (unofficial)	2008 (June 28 at LAD, 8 IP)
	Mark Langston, Mike Witt	1990 (Apr. 11 vs. SEA)
	Mike Witt	1984 (Sept. 30 at TEX - Perfect Game)
	Nolan Ryan	1975 (June 1 vs. BAL) 1974 (Sept. 28 vs. MIN) 1973 (July 15 at DET) 1973 (May 15 at KC)
	Clyde Wright	1970 (July 3 vs. OAK)
	Bo Belinsky	1962 (May 5 vs. BAL)
No-Hitters, Opponents (incl. combined)	Eric Milton	1999 (Sept. 11 at MIN)
	Kenny Rogers	1994 (July 28 at TEX - Perfect Game)
	Joe Cowley	1986 (Sept. 19 vs. CWS)
	Bert Blyleven	1977 (Sept. 22 vs. CLE)
	Dennis Eckersley	1977 (May 30 at CLE)
	Vida Blue	1975 (Sept. 28 at OAK)
	Glenn Abbott	
	Paul Lindblad	
	Rollie Fingers	
	Earl Wilson	1962 (June 26 at BOS)
One-Hitters, Angels (individual)	19	(last time - Andrew Heaney) 2018 (June 5 vs. KC)
One-Hitters, Opponents (individual)	22	(last time - Mike Leake) 2019 (July 19 at SEA)
Most Earned Runs Allowed	13	Scott Kazmir 2010 (July 10 at OAK)
Most Hits Allowed	15	John Lackey 2008 (July 10 at TEX - 5.2 IP)
	Paul Hartzell	1976 (Sept. 9 at KC - 8.2 IP)
Most Home Runs Allowed	5	Nick Tropeano 2018 (July 26 vs. CWS)
	Willie Fraser	1988 (Aug. 16 at NYY)
Most Base on Balls, 9 Innings	10	Andy Hassler 1974 (Sept. 4 at OAK)
	Nolan Ryan	1974 (Apr. 5 at CWS)
Most Base on Balls, Extra-Innings	11	Rudy May 1973 (Sept. 17 at OAK - 12.2 IP)
Most Base on Balls, Inning (No IBB)	5	(last time - Shohei Ohtani) 2020 (Aug. 2 vs. HOU)
Most Strikeouts, 9 Innings	19	Nolan Ryan 1974 (Aug. 12 vs. BOS)
Most Strikeouts, Extra-Innings	19	Nolan Ryan 1977 (June 8 vs. TOR - 10 IP) 1974 (Aug. 20 vs. DET - 11 IP) 1974 (June 14 vs. BOS - 13 IP) 2019 (Apr. 22 vs. NYY)
Most Strikeouts, Inning	4	Luke Bard 2012 (Sept. 25 vs. SEA, 4th inn.)
	Zack Greinke	2008 (June 21 at PHI, 8th inn.)
	Scott Shields	1999 (Aug. 15 vs. DET, 1st inn. & May 12 at NYY, 3rd inn.)
	Chuck Finley (twice)	1961 (May 18 vs. CWS, 7th inn.)
Most Hit Batsmen	4	Scott Schoeneweis 2001 (June 7 vs. OAK)
	Omar Olivares	1999 (June 13 vs. ARI)
	Steve Sparks	1999 (May 22 at TB)
	Ken McBride	1964 (Apr. 23 vs. CLE)
Striking Out the Side, 9 Pitches	Reid Detmers	2022 (July 31 vs. TEX - 2nd Inn.)
	Garrett Richards	2014 (June 4 at HOU - 2nd inn.)
	Nolan Ryan	1972 (July 9 vs. BOS - 2nd inn.)



CLUB GENERAL

Games Won	11	1964 (June 16-26)
Games Won, Home	12	1967 (July 4-Aug. 4)
Games Won, Road	11	2018 (Mar. 30-Apr. 24) 1988 (July 6-Aug. 2)
Games Won Vs. One Club	14	vs. DET (May 8, 2002-Aug. 23, 2003)
Games Won vs. One Club, Home	11	vs. DET (May 8, 2002-May 5, 2004)
Games Won vs. One Club, Road	9	vs. KC (Aug. 29, 2003-July 3, 2005) vs. KC Athletics (July 25, 1965-May 2, 1965)
Double-Headers Won	5	1964 (July 12-26)
Come-From-Behind Wins	7	1996 (June 9-15)
Games Lost	14	2022 (May 25-June 8)
Games Lost, Home	15	1974 (June 30-July 28)
Games Lost, Road	14	1969 (Apr. 29-June 8)
Games Lost vs. One Club, Home	13	vs. CLE (July 18, 1973-July 13, 1975)
Games Lost vs. One Club, Road	12	vs. CWS (July 23, 1964-Apr. 12, 1966)
Errorless Games	14	4 times; last, 2017 (July 1-21)
Games Making Double Plays	18	1963 (Aug. 13-Sept. 1 - 38 DP)

CLUB BATTING

Hits, Game (No BB/SF/HBP)	7	2009 (June 12 vs. SD - 4th inn.) 2002 (Aug. 31 vs. BAL - 2nd inn.) 1998 (July 29 vs. NYY - 4th inn.) 1988 (Aug. 27 vs. NYY - 2nd inn.) 1979 (May 13 at NYY - 9th inn.)
Hits, Game (Including BB/SF/HBP)	11	1997 (May 12 vs. CWS - 7th inn.)
Consecutive Batters Reaching Base Safely, Game	10	1979 (July 4 vs. OAK - 8th inn.) 1978 (Sept. 14 at TEX - 9th inn.)
Games with a Home Run	28	July 26-Aug. 13, 1982 (30 Total)
Games with a Double	18	July 26-Aug. 24, 1990 (43 Total)
Consecutive Home Runs	3	Tommy La Stella, Mike Trout, Shohei Ohtani 2019 (June 8 vs. SEA) Kole Calhoun, Mike Trout, Albert Pujols 2016 (Sept. 3 at SEA) Mike Trout, Albert Pujols, Raul Ibanez 2014 (Apr. 13 vs. NYM) Juan Rivera, Kendrys Morales, Mike Napoli 2009 (July 27 vs. CLE) Kendrys Morales, Mike Napoli, Brandon Wood 2008 (Sept. 18 at OAK) Vladimir Guerrero, Jose Guillen, Jeff DaVanon 2004 (May 24 at TOR) Troy Glaus, Darin Erstad, Garret Anderson 2001 (July 26 vs. TB) Garret Anderson, Troy Glaus, Scott Spiezio 2000 (June 24 vs. MIN) Mo Vaughn, Tim Salmon, Garret Anderson 2000 (May 28 at KC) Reggie Jackson, Bobby Grich, Brian Downing 1984 (Apr. 24 at BOS) Bobby Bonds, Don Baylor, Ron Jackson 1977 (May 11 vs. BAL) Lee Thomas, Leon Wagner, Bob Rodgers 1962 (Aug. 28 vs. KC) 1975 (Apr. 27-May 11)
Stolen Bases	14	1975 (Apr. 27-May 11)

CLUB PITCHING

Complete Games	7	1972 (Sept. 21-27)
Shutouts	3	1974 (Sept. 28-Oct. 1) 1965 (July 9-11)
Shutout Innings Pitched	32.2	1974 (Sept. 28-Oct. 2)
Games With Save	6	2005 (Sept. 17-23) 1996 (June 10-15)
Innings, No Home Runs	100.2	1974 (July 22-Aug. 6)
Games Allowing a Home Run	22	2019 (June 14-July 7; 35 total)
Games Allowing a Home Run (Starters)	16	1994 (July 5-23; 23 total)

INDIVIDUAL BATTING

Games Played	648	Sandy Alomar	May 16, 1969-May 21, 1973
Games Hitting Safely	28	Garret Anderson	1998 (June 28-July 31)
Games Reaching Base Safely	63	Orlando Cabrera	2006 (Apr. 25-July 6)
Hits (Consecutive PAs - no BB/SF/HBP)	9	Bengie Molina	2001 (Aug. 20-23)
Times on Base Safely	12	Bobby Grich	1984 (Sept. 14-17)
Games with Home Run	7	Mike Trout	2022 (Sept. 4-12)
Games with RBI	12	Garret Anderson	2007 (Aug. 26-Sept. 7)
Games with One-or-More Runs	15	Mike Trout	2012 (July 5-23)
Stolen Bases	30	Mike Trout	2012 (June 5-Aug. 21)



ANGELS RECORDS

CONSECUTIVE

INDIVIDUAL PITCHING

Games Won	14	Chuck Finley	1997-98 (July 1-May 2)
Games Won, Season	12	Jarrod Washburn	2002 (Apr. 19-July 21)
Games Won, Start of Season	9	Jered Weaver (12 starts)	2006 (May 27-Aug. 18)
Games Won, Reliever	10	Darren Oliver	2008-09 (May 6-July 18)
Complete Games Won	7	Jack Sanford	1966 (May 6-Aug. 4)
Games Lost	17	Nolan Ryan	1973 (Aug. 29-Sept. 27)
Games Appeared	7	Andy Hassler	1975-76 (May 4-July 2)
Complete Games	14	Clyde Wright	1969 (Aug. 1-9)
Shutouts	3	Frank Tanana	1977 (Apr. 29-July 3)
		Nolan Ryan	1976-77 (Sept. 29-Apr. 7)
		Rudy May	Apr. 23-May 4, 1973
		Nolan Ryan	Aug. 22-31, 1972
		Jim McGlothlin	May 28-June 7, 1967
		Dean Chance	July 11-19, 1964
Shutout Innings	36.0	Jim McGlothlin	1967
Innings, No Home Runs	105.2	Greg Minton	1988-89 (June 18-June 10)
Strikeouts	8	Cam Bedrosian	2016 (July 28-Aug. 2)
		Nolan Ryan	1973 (Aug. 7 at Milwaukee)
			1972 (July 9 vs. Boston)
Strikeouts, Two Consecutive Games	32	Nolan Ryan	1974 (Aug. 7 vs. CWS - 13 & Aug. 12 vs. BOS - 19)
Strikeouts, Three Consecutive Games	47	Nolan Ryan	1974 (Aug. 12 vs. BOS - 19, Aug. 16 vs. MIL - 9 & Aug. 20 vs. DET - 19)
Saves	25	Francisco Rodriguez	2008 (Apr. 14-June 11)

ROOKIE SEASON

INDIVIDUAL BATTING (QUALIFIED FOR BATTING TITLE)

Highest Average	326	2012 (Mike Trout)
Highest On-Base Percentage	399	2012 (Mike Trout)
Highest Slugging Percentage	564	2012 (Mike Trout)
Highest OPS	963	2012 (Mike Trout)
Most Games	162	1964 (Bobby Knoop)
Most At-Bats	639	1987 (Devon White)
Most Runs	129	2012 (Mike Trout)
Most Hits	182	2012 (Mike Trout)
Most Multi-Hit Games	56	2012 (Mike Trout)
Most Extra-Base Hits	67	1993 (Tim Salmon)
Most Two-Base Hits	35	1993 (Tim Salmon)
Most Three-Base Hits	11	2000 (Adam Kennedy)
Most Home Runs	31	1993 (Tim Salmon)
Most Consecutive Games w/ One-or-More HR	4 (5 total)	1993 (Tim Salmon; Aug. 16-19)
Most Total Bases	315	2012 (Mike Trout)
Most Runs Batted In	100	1986 (Wally Joyner)
Most Game-Winning RBI	14	1986 (Wally Joyner)
Most Stolen Bases	49	2012 (Mike Trout)
Longest Hitting Streak	21	2004 (Robb Quinlan)
Most Sacrifice Hits	16	2001 (David Eckstein)
Most Sacrifice Flies	12	1986 (Wally Joyner)
Most Hit by Pitch	21	2001 (David Eckstein)
Most Base on Balls	82	1993 (Tim Salmon)
Most Strikeouts	139	2012 (Mike Trout)

LONGEST HITTING STREAKS IN ANGELS HISTORY

28 - Garret Anderson (1998)	21 - Darin Erstad (2005)	18 - Shohei Ohtani (2022)
26 - David Fletcher (2021)	Robb Quinlan (2004)	Howie Kendrick (2011)
25 - Rod Carew (1982)	Randy Velarde (1996)	Torii Hunter (2011)
23 - Garret Anderson (2008)	Bobby Grich (1981)	David Eckstein (2004)
Jim Edmonds (1995)	20 - Kendrys Morales (2009)	Chad Curtis (1993)
22 - Sandy Alomar (1970)	Vladimir Guerrero (2006)	Fred Lynn (1982)
	Tim Salmon (2003)	Rod Carew (1980)
	Bobby Grich (1979)	Sandy Alomar (1971)
	19 - Rod Carew (1982)	Buck Rodgers (1964)

ANGELS RECORDS



STARTERS (BASED ON 200-OR-MORE INNINGS PITCHED)

Lowest ERA	2.93	1965 (Marcelino Lopez)
Most Games Won	16	2014 (Matt Shoemaker)
Best Winning Pct.	800 (16-4)	2014 (Matt Shoemaker)
Consecutive Wins to Start Career	9	2006 (Jered Weaver)
Most Games Lost	19	1974 (Frank Tanana)
Fewest Games Lost	10	1987 (Willie Fraser) 1962 (Dean Chance)
Most Games ★	39	1974 (Frank Tanana)
Most Starts	36	1961 (Ken McBride)
Most Complete Games	12	1974 (Frank Tanana)
Most Innings Pitched	268.2	1974 (Frank Tanana)
Most Hits Allowed	262	1974 (Frank Tanana)
Fewest Hits Allowed	185	1965 (Marcelino Lopez)
Most Runs Allowed	113	1961 (Ken McBride)
Fewest Runs Allowed	79	1965 (Marcelino Lopez)
Most Earned Runs	97	1961 (Ken McBride)
Fewest Earned Runs	68	1962 (Dean Chance)
Most Base on Balls	122	1962 (Bo Belinsky)
Fewest Base on Balls	61	1984 (Ron Romanick)
Most Strikeouts	180	1974 (Frank Tanana) 1961 (Ken McBride)
Most Shutouts	4	1974 (Frank Tanana)
Lowest Batting Average Against	.233	1965 (Marcelino Lopez)
No-Hitter	Bo Belinsky	1962 (May 5 vs. BAL)

★ Tanana's total includes four relief appearances.

ROOKIE SEASON

RELIEVERS (BASED ON 40-OR-MORE GAMES)

Lowest ERA	1.31	1964 (Bob Lee)
Most Games Won	11	1979 (Mark Clear)
Most Games	75	2013 (Dane De La Rosa)
Most Saves	32	2011 (Jordan Walden)
Most Innings Pitched	114	1987 (DeWayne Buice)
Most Hits Allowed	89	1982 (Luis Sanchez)
Fewest Hits Allowed	32	2002 (Brendan Donnelly)
Most Runs Allowed	48	1979 (Mark Clear)
Fewest Runs Allowed	13	2002 (Brendan Donnelly) 1969 (Ken Tatum)
Most Earned Runs	44	1979 (Mark Clear)
Fewest Earned Runs	11	2008 (Jose Arredondo)
Most Base on Balls	68	1979 (Mark Clear)
Fewest Base on Balls	7	2016 (Deolis Guerra)
Most Strikeouts	109	1987 (DeWayne Buice)
Most Home Runs Allowed	14	2018 (Noé Ramirez)
Lowest Batting Average Against	.147	1995 (Troy Percival)

BEST ANGELS CAREER EARNED RUN AVERAGES (MIN. 500 IP)

	NAME	ERA	GS	INN	ER
1.	Andy Messersmith	2.78	123	972.1	300
2.	Dean Chance	2.83	168	1236.2	389
3.	Troy Percival	2.99	0	586.2	195
4.	Nolan Ryan	3.07	288	2181.1	743
5.	Frank Tanana	3.08	218	1615.1	553
6.	George Brunet	3.13	157	1047.1	364
7.	Scot Shields	3.18	15	697.0	246
8.	Paul Hartzell	3.27	50	512.1	186
9.	Clyde Wright	3.28	189	1403.1	512
10.	Jim McGlothlin	3.37	110	692.1	259



ANGELS IN THE POSTSEASON





1979 CALIFORNIA ANGELS

Following entry into the American League as an expansion club in 1961, the first postseason berth for the Angels franchise came in 1979. The Angels featured an offense that led the American League in runs scored with 866 and registered a .282 team average, both marks establishing club records.

The magical season, considered by Owner Gene Autry as one of his proudest memories, was led by the MVP season of Don Baylor who recorded a .296 average with 36 home runs, and a league-leading 162 games played, 120 runs scored and 139 RBI. His 28 RBI in April set a league record, while his 34 RBI in July established a club record. Baylor's accomplishments led to his selection as A.L. "Player of the Month" twice in '79.

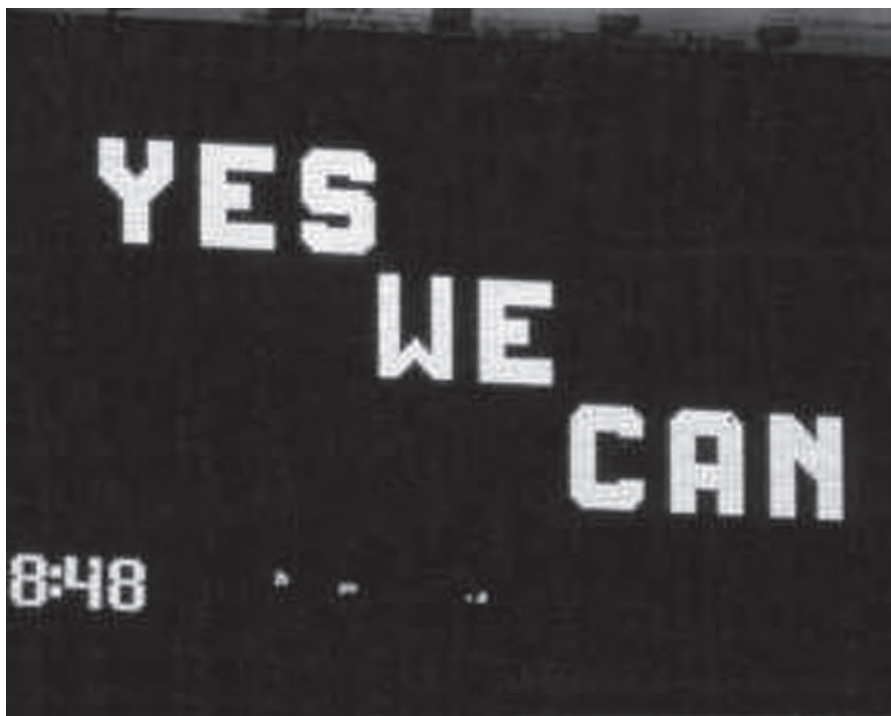
Baylor, Dan Ford (101) and Bobby Grich (101) paced the club in RBI, while Baylor, Ford (100) and Carney Lansford (114) led the club in runs scored. The season would mark the first in an Angels' uniform for future Hall of Famer Rod Carew and the last for another headed to the Hall in Nolan Ryan.

The season featured countless memorable moments, both from an individual and team perspective. During an impressive three-game series prior to the All-Star break, the Angels swept the defending World Champion New York Yankees. Ryan would be denied his fifth no-hitter with the Angels in the ninth inning of a 6-1 win, July 13. Three home runs and a five-run eighth against Cleveland, Aug. 31 aided a 9-8 win that would put the club into first to stay. Frank Tanana was on the mound Sept. 25, collecting a 4-1 division-clinching victory against Kansas City, solidifying the Angels' first trip to the American League Championship Series.

Despite leading in each of the first three games of the ALCS against Baltimore, the Angels were defeated by the Orioles, three games to one. Their performance against a club that finished regular season play with a 102-57 record was more than most expected.

In Game One at Baltimore, pinch-hitter John Lowenstein's three-run homer in the bottom of the 10th was the decisive blow in a 6-3 Baltimore win. California battled back from a 9-1 deficit in Game Two, scoring six runs in the final three innings during a 9-8 loss in Memorial Stadium.

Larry Harlow's dramatic run-scoring double in the bottom of the ninth in Anaheim in Game Three accounted for the only California win as the Orioles, behind Scott McGregor's six-hitter, won Game Four, 8-0.



A slogan often seen and heard during the 1979 campaign.

1979 ALCS - BALTIMORE VS. CALIFORNIA

(BEST-OF-FIVE)

GAME 1 - Wednesday, October 3 at Baltimore (N)

CALIFORNIA	1	0	1	0	0	1	0	0	0	0	—	3	7	1
BALTIMORE	0	0	2	1	0	0	0	0	0	3	—	6	6	0

Ryan, Montague (8), and Downing; Palmer, Stanhouse (10) and Dempsey. WP—Stanhouse. LP—Montague. GWRBI—Lowenstein. HR—Ford, Lowenstein.

Time—3:10 Attendance—52,787

GAME 2 - Thursday, October 4 at Baltimore (D)

CALIFORNIA	1	0	0	0	0	1	1	3	2	—	8	10	1
BALTIMORE	4	4	1	0	0	0	0	0	x	—	9	11	1

Frost, Clear (2), Aase (8) and Downing; Flanagan, Stanhouse (8) and Dempsey. WP—Flanagan. LP—Frost. SV—Stanhouse. GWRBI—Kelly. HR—Ford, Murray.

Time—2:51 Attendance—52,108

GAME 3 - Friday, October 5 at California (N)

BALTIMORE	0	0	0	1	0	1	1	0	0	—	3	8	3
CALIFORNIA	1	0	0	1	0	0	0	0	2	—	4	9	0

D.Martinez, Stanhouse (9) and Skaggs; Tanana, Aase (6) and Downing. WP—Aase. LP—Stanhouse. GWRBI—Harlow. HR—Baylor.

Time—2:59 Attendance—43,199

GAME 4 - Saturday, October 6 at California (D)

BALTIMORE	0	0	2	1	0	0	5	0	0	—	8	12	1
CALIFORNIA	0	0	0	0	0	0	0	0	0	—	0	6	0

McGregor and Dempsey; Knapp, LaRoche (3), Frost (4), Montague (7), Barlow (9) and Downing. WP—McGregor. LP—Knapp. GWRBI—Singleton. HR—Kelly.

Time—2:56 Attendance—43,199

ANGELS 1979 CHAMPIONSHIP SERIES STATISTICS

PLAYER-POSITION	G	AB	R	H	2B	3B	HR	RBI	AVG
Davis, PH	2	2	1	1	1	0	0	0	.500
Carew, 1B	4	17	4	7	3	0	0	1	.412
Ford, RF	4	17	2	5	1	0	2	4	.294
Lansford, 3B	4	17	2	5	0	0	0	3	.294
Miller, CF	4	16	2	4	0	0	0	0	.250
Downing, C	4	15	1	3	0	0	0	1	.200
Baylor, DH-LF	4	16	2	3	0	0	1	2	.188
Grich, 2B	4	13	0	2	1	0	0	2	.154
Harlow, LF-PH	3	8	0	1	1	0	0	1	.125
Anderson, SS	4	11	0	1	0	0	0	0	.091
Thon, PR-SS	1	0	1	0	0	0	0	0	.000
Campaneris, SS	1	0	0	0	0	0	0	0	.000
Rettenmund, PH-DH	2	2	0	0	0	0	0	0	.000
Clark, LF	1	3	0	0	0	0	0	0	.000
Totals	4	137	15	32	7	0	3	14	.234

PITCHER	G	IP	H	R	ER	BB	SO	W	L	ERA
Barlow	1	1	0	0	0	0	0	0	0	0.00
Ryan	1	7	4	3	1	3	8	0	0	1.29
Aase	2	5	4	1	1	2	6	1	0	1.80
Tanana	1	5	6	2	2	2	3	0	0	3.60
Clear	1	5.2	4	3	3	2	3	0	0	4.76
LaRoche	1	1.1	2	1	1	1	1	0	0	6.75
Knapp	1	2.1	5	2	2	1	0	0	1	7.71
Montague	2	4	4	4	4	2	2	0	1	9.00
Frost	2	4.1	8	10	9	5	1	0	1	18.69
Totals	4	35.2	37	26	23	18	24	1	3	5.80

No shutouts or saves.

1982 CALIFORNIA ANGELS

Considered by many as the best team in club history, the 1982 Angels were a solid group of established veterans and stars. In fact, the club boasted four former American League Most Valuable Players in the lineup (Don Baylor, Rod Carew, Reggie Jackson and Fred Lynn).

The '82 version of the Angels featured a punishing offense that saw nine players register at least 100 hits. Victory was especially satisfying for manager Gene Mauch, who last tasted success with the Philadelphia Phillies in 1964. Despite winning 93 games, the race for postseason play with Kansas City came down to the second to final game of the season when the Angels defeated Texas at home, 6-4.

It was the 1982 Angels, led by Baylor, who asked to have uniform No. 26 retired in order to honor Owner Gene Autry as the 26th player on the club. The gesture came on the final day of the season.

Each of California's nine starting position players registered at least 138 games played while five of them played 150-or-more games (Brian Downing - 158, Baylor - 157, Doug DeCinces & Reggie Jackson - 153 and Tim Foli - 150).

Outfielder Reggie Jackson, who ended his five tumultuous years with the Yankees by signing a four-year contract with the Angels, tied for the American League lead in home runs and set an Angels' record with 39. His 101 RBI also led the club.

Mauch's Angels used power and also created the phrase "little ball" as his offense led the A.L. with 114 sacrifice bunts. While Foli (26) and Bob Boone (23) combined for 49 sacrifices, 13 other Angels totaled at least one sacrifice, including Carew and Juan Beniquez, each with 16.

Two crowds of over 64,000 per game watched the Angels jump out to a 2-0 series lead against the Milwaukee Brewers. Baylor's five RBI in Game One led to an 8-3 triumph as left-hander Tommy John tossed a complete-game seven-hitter.

The following night, right-hander Bruce Kison limited Milwaukee to five hits during a 4-2 win in a game played in two hours and six minutes. The Angels had a commanding 2-0 series lead heading to Milwaukee.

With the series seemingly under control, the LCS shifted to County Stadium where the Brewers won Game Three, 5-3, behind a solid outing from Don Sutton. A pair of three-run innings and three California errors resulted in a 9-5 setback in Game Four, setting the stage for a dramatic and decisive Game Five. Cecil Cooper's two-run single in the seventh off Luis Sanchez was the difference in a 4-3 Brewers' series clinching win.

Despite not moving on to the World Series, outfielder Fred Lynn was honored as the series Most Valuable Player with his .611 average (11/18).



L-R: Fred Lynn, Don Baylor, Reggie Jackson, Rod Carew

1982 ALCS RECAP

CALIFORNIA ANGELS VS. MILWAUKEE BREWERS

GAME 1 - Tuesday, October 5 at California (D)

MILWAUKEE	0	2	1	0	0	0	0	0	0	0	—	3	7	2
CALIFORNIA	1	0	4	2	1	0	0	0	0	x	—	8	10	0

Caldwell, Slaton (4), Ladd (7), Bernard (8) and Simmons; John and Boone. WP—John. LP—Caldwell. GWRBI—Baylor. HR—Thomas, Lynn.
 Time—2:31 Attendance—64,406

GAME 2 - Wednesday, October 6 at California (D)

MILWAUKEE	0	0	0	0	2	0	0	0	0	0	—	2	5	0
CALIFORNIA	0	2	1	1	0	0	0	0	0	x	—	4	6	0

Vuckovich and Simmons; Kison and Boone. WP—Kison. LP—Vuckovich. GWRBI—Foli. HR—Re. Jackson, Molitor.
 Time—2:06 Attendance—64,179

GAME 3 - Friday, October 8 at Milwaukee (D)

CALIFORNIA	0	0	0	0	0	0	0	3	0	—	3	8	0
MILWAUKEE	0	0	0	3	0	0	2	0	x	—	5	6	0

Zahn, Witt (4), Hassler (7), and Boone; Sutton, Ladd (8) and Simmons. WP—Sutton. LP—Zahn. SV—Ladd. GWRBI—Cooper. HR—Molitor, Boone.
 Time—2:41 Attendance—51,003

GAME 4 - Saturday, October 9 at Milwaukee (D)

CALIFORNIA	0	0	0	0	0	1	0	4	0	—	5	5	3
MILWAUKEE	0	3	0	3	0	1	0	2	x	—	9	9	2

John, Goltz (4), Sanchez (8), and Boone; Haas, Slaton (8) and Simmons. WP—Haas. LP—John. SV—Slaton. GWRBI—Brouhard. HR—Baylor, Brouhard.
 Time—3:10 Attendance—51,003

GAME 5 - Sunday, October 10 at Milwaukee (D)

CALIFORNIA	1	0	1	1	0	0	0	0	0	—	3	11	1
MILWAUKEE	1	0	0	1	0	0	2	0	x	—	4	6	4

Kison, Sanchez (6), Hassler (7) and Boone; Vuckovich, McClure (7), Ladd (9) and Simmons. WP—McClure. LP—Sanchez. SV—Ladd. GWRBI—Cooper. HR—Oglivie.
 Time—3:01 Attendance—54,968

ANGELS 1982 LEAGUE CHAMPIONSHIP SERIES

PLAYER-POSITION	G	AB	R	H	2B	3B	HR	RBI	AVG
Ro. Jackson, PH	1	1	0	1	0	0	0	0	1.000
Lynn, CF	5	18	5	11	2	0	1	5	.611
DeCinces, 3B	5	19	5	6	2	0	0	0	.316
Baylor, DH	5	17	2	5	1	1	1	10	.294
Boone, C	5	16	3	4	0	0	1	4	.250
Grich, 2B	5	15	1	3	1	0	0	1	.200
Carew, 1B	5	17	2	3	1	0	0	0	.176
Downing, LF	5	19	3	3	1	0	0	0	.158
Foli, SS	5	16	0	2	0	0	0	1	.125
Re. Jackson, RF	5	18	2	2	0	0	1	2	.111
Beniquez, LF	2	0	0	0	0	0	0	0	.000
Clark, RF	2	0	0	0	0	0	0	0	.000
TOTALS	5	157	23	40	8	1	4	23	.255

PITCHER	G	IP	H	R	ER	BB	SO	W	L	ERA
Hassler	2	2.2	0	0	0	0	2	0	0	0.00
Kison	2	14	8	4	3	3	12	1	0	1.93
John	2	12.1	11	9	7	6	6	1	1	5.11
Witt	1	3	2	2	2	2	3	0	0	6.00
Sanchez	2	2.2	4	2	2	1	1	0	1	6.75
Goltz	1	3.2	4	3	3	2	2	0	0	7.36
Zahn	1	3.2	4	3	3	1	2	0	1	7.36
TOTALS	5	42	33	23	20	15	28	2	3	4.29

No shutouts or saves.

1986 CALIFORNIA ANGELS

The 1986 campaign was an exciting season featuring some of the most memorable performances in Club history. A dramatic American League Championship Series also resulted in one of the most memorable postseasons in baseball history.

Boostered by several veterans such as Bob Boone, Rick Burleson, Doug DeCinces, Brian Downing, Bobby Grich and Reggie Jackson, '86 saw the emergence of a young first baseman named Wally Joyner who captivated the baseball world with his solid first-half performance after replacing the legendary Rod Carew.

An eventual runner-up in Rookie of the Year voting behind Jose Canseco, Joyner recorded a .290 average with 22 home runs and 100 RBI. His clutch hitting and spectacular defense made him a favorite among Angels' fans immediately. Fans around the country eventually showed much of the same fondness.

After finishing in second place, one game back, in 1985, the Angels vowed in spring training to make up that one game in '86. Combined with a solid offense, California's starting rotation of Kirk McCaskill (17-10), Mike Witt (18-10), Don Sutton (15-11) and John Candelaria (10-2 in 16 starts) enabled the ballclub to finish with a 92-70 record.

Defense also contributed as the Angels sported two Gold Glove winners in Bob Boone and Gary Pettis, while Dick Schofield played an equally solid shortstop.

On April 26, a game between California and Minnesota was delayed for nine minutes in the Metrodome when strong winds tore a hole in the Metrodome roof, causing suspended lights and speakers to sag toward the field. When the game resumed in the top of the ninth, California struck for a trio of two-run homers and a 7-6 win. On May 14, Jackson homered off Boston's Roger Clemens to move past Mickey Mantle on the all-time list with 537. Wally Joyner broke up Walt Terrell's bid for a no-hitter with two outs in the ninth during a 3-0 loss. For the second time in his career, Jackson hit three home runs in a game, Sept. 18 vs. Kansas City. At the age of 40 years and four months, he joined Stan Musial and Babe Ruth as the only 40-plus players to accomplish the feat.

The excitement of the regular season spilled into the ALCS as the Angels jumped out to a 3-1 series lead over Boston. An incredible come-from-behind win in Game 4 by California after trailing 3-0 in the bottom of the ninth enabled the Angels to find themselves one game away from the World Series.

With the Angels leading 5-2 in the ninth inning of Game 5, the Red Sox staged one of the most improbable comebacks in postseason history, winning 7-6 in 11 innings. After Don Baylor's ninth-inning home run pulled Boston to 5-4, Dave Henderson slammed a two-run homer off reliever Donnie Moore for a 6-5 lead. The Angels were within one strike of victory.

Despite having the score tied in the bottom of the ninth, the Red Sox were able to squeeze out of a bases-loaded, one-out situation and send the game into extra-innings. The Angels were unable to regain their magic in Games 6 & 7 in Boston as the Red Sox advanced to the World Series where they would later experience some of the same heartbreak that befell the Angels.



1986 California Angels

1986 ALCS RECAP

CALIFORNIA ANGELS VS. BOSTON RED SOX

GAME 1 - Tuesday, October 7 at Boston (N)

CALIFORNIA	0	4	1	0	0	0	0	0	3	0	—	8	11	0
BOSTON	0	0	0	0	0	1	0	0	0	0	—	1	5	1

Witt and Boone; Clemens, Sambito (8), Stanley (8) and Gedman. WP—Witt. LP—Clemens. GWRBI—Jones.
 Time—2:52 Attendance—32,993

GAME 2 - Wednesday, October 8 at Boston (D)

CALIFORNIA	0	0	0	1	1	0	0	0	0	0	—	2	11	3
BOSTON	1	1	0	0	1	0	3	3	x	—	—	9	13	2

McCaskill, Lucas (8), Corbett (8) and Boone; Hurst and Gedman. WP—Hurst. LP—McCaskill. GWRBI—Dw. Evans. HR—Joyner, Rice.
 Time—2:47 Attendance—32,786

GAME 3 - Friday, October 10 at California (D)

BOSTON	0	1	0	0	0	0	0	2	0	—	—	3	9	1
CALIFORNIA	0	0	0	0	0	1	3	1	x	—	—	5	8	0

Boyd, Sambito (7), Schiraldi (8) and Gedman; Candelaria, Moore (8) and Boone. WP—Candelaria. LP—Boyd. SV—Moore. GWRBI—Schofield.
 HR—Schofield, Pettis.
 Time—2:48 Attendance—64,206

GAME 4 - Saturday, October 11 at California (D)

BOSTON	0	0	0	0	0	1	0	2	0	0	0	—	3	6	1
CALIFORNIA	0	0	0	0	0	0	0	0	3	0	1	—	4	11	2

Clemens, Schiraldi (9) and Gedman; Sutton, Lucas (7), Finley (8), Corbett (8), Boone and Narron (11). WP—Corbett. LP—Schiraldi. GWRBI—Grich. HR—DeCinces.
 Time—3:50 Attendance—64,223

GAME 5 - Sunday, October 12 at California (D)

BOSTON	0	2	0	0	0	0	0	0	4	0	1	—	7	12	0
CALIFORNIA	0	0	1	0	0	2	2	0	1	0	0	—	6	13	0

Hurst, Stanley (7), Sambito (9), Schiraldi (11) and Gedman; Witt, Lucas (9), Moore (9), Finley (11), Boone and Narron (10). WP—Crawford. LP—Moore. S—Schiraldi. GWRBI—D. Henderson. HR—Gedman, Baylor, D. Henderson, Boone, Grich.
 Time—3:54 Attendance—64,223

GAME 6 - Tuesday, October 14 at Boston (D)

CALIFORNIA	2	0	0	0	0	0	1	1	0	—	—	4	11	1
BOSTON	2	0	5	0	1	0	2	0	x	—	—	10	16	1

McCaskill, Lucas (3), Corbett (4), Finley (7), Boone and Narron (8); Boyd, Stanley (8) and Gedman. WP—Boyd. LP—McCaskill. GWRBI—Barrett.
 HR—Downing.
 Time—3:23 Attendance—32,998

GAME 7 - Wednesday, October 15 at Boston (D)

CALIFORNIA	0	0	0	0	0	0	0	1	0	—	—	1	6	2
BOSTON	0	3	0	4	0	0	1	0	x	—	—	8	8	1

Candelaria, Sutton (4), Moore (8) and Boone; Clemens, Schiraldi (8) and Gedman. WP—Clemens. LP—Candelaria. GWRBI—Gedman. HR—Rice, Dw. Evans.
 Time—2:39 Attendance—33,001

ANGELS 1986 LEAGUE CHAMPIONSHIP SERIES

PLAYER-POSITION	G	AB	R	H	2B	3B	HR	RBI	AVG
Boone, C	7	22	4	10	0	0	1	2	.455
Burleson, PH-DH-2B	4	11	0	3	0	0	0	0	.273
DeCinces, 3B	7	32	2	9	3	0	1	3	.281
Downing, LF	7	27	2	6	0	0	1	7	.222
Grich, 2B-1B	6	24	1	5	0	0	1	3	.208
Hendrick, RF-1B	3	12	0	1	0	0	0	0	.083
Howell, PH	2	1	0	0	0	0	0	0	.000
Re. Jackson, DH	6	26	2	5	2	0	0	2	.192
Jones, RF-PR	6	17	4	3	1	0	0	2	.176
Joyner, 1B	3	11	3	5	2	0	1	2	.455
Narron, C-PH	4	2	1	1	0	0	0	0	.500
Pettis, CF	7	26	4	9	1	0	1	4	.346
Schofield, SS	7	30	4	9	1	0	1	2	.300
White, RF-PR	4	2	2	1	0	0	0	0	.500
Wilfong, 2B-PH	4	13	1	4	1	0	0	2	.308
TOTALS	7	256	30	71	11	0	7	29	.277

PITCHER	G	IP	H	R	ER	BB	SO	W	L	ERA
Candelaria	2	10.2	11	8	1	6	7	1	1	0.84
Corbett	3	6.2	9	4	4	2	2	1	0	5.40
Finley	3	2	1	0	0	0	1	0	0	0.00
Lucas	4	2.1	3	3	3	1	2	0	0	11.57
McCaskill	2	9.1	16	13	8	5	7	0	2	7.71
Moore	3	5	8	4	4	2	0	0	1	7.20
Ruhle	1	.2	2	2	1	0	0	0	0	13.50
Sutton	2	9.2	6	2	2	1	4	0	0	1.86
Witt	2	17.2	13	5	5	2	8	1	0	2.55
TOTALS	7	64	69	41	28	19	31	3	4	3.94

No shutouts. Saves—Moore.

CLUB POSTSEASON



2002 SEASON

The Angels finished the 2002 campaign with a 99-63 record, claiming the American League Wild Card, finishing four games behind Oakland in the Western Division. The Club's 99 wins established a franchise record (surpassed in 2008 with 100). On April 23, the Halos sat at 6-14 (worst start in club history after 20 games), 10.5 games behind Seattle. After that, the Angels were 44 games above .500 (93-49) over their final 142 games.

SEASON NOTES: Angels tallied 43 comeback wins, 12 when trailing after six innings...Club posted three win streaks of eight-or-more games for first time in Club history...Halos finished first in A.L. with a Club-record tying .282 batting average (also 1979)...Angels finished with a 3.69 ERA, ranking second in Junior Circuit (Oakland, 3.68) and first in saves with a Club-record 54...Troy Percival led the way with 40 saves...Relievers posted a 27-16 mark and 2.98 ERA, the best ERA in the A.L. and second in MLB (Atlanta)...Jarrod Washburn set a club record for road wins (13) and the longest single-season win streak (12, Apr. 19-July 21)...Garret Anderson finished with a .306 average (194/638), 93 runs scored, 56 doubles, three triples, 29 home runs, 123 RBI, 30 walks and six stolen bases in 158 games to be named as team MVP, finishing fourth in A.L. MVP voting.

POSTSEASON

ALDS: In their first postseason appearance in 16 years, the Angels defeated the New York Yankees in the Division Series (three games to one) to claim the first postseason series victory in club history. The Angels dropped Game 1 in New York before rolling off three consecutive wins to move to the Championship Series. The offense scored 31 runs in four games and hit .376 (56-for-149), a record for a team in any postseason series.

SERIES NOTES: In Game 1, Troy Glaus became the first Angel to collect two home runs in a postseason game and seventh player in Major League history to accomplish the feat in his first career playoff game...Francisco Rodriguez became the second pitcher in MLB history to win two playoff games before the age of 21 (also Fernando Valenzuela in 1981)...Rodriguez also became the first pitcher in MLB history to win two postseason games without owning a regular season victory...In Game 4, the club set a Division Series single-inning record with eight runs on a Major League postseason record 10 hits (also set by Philadelphia A's in Game 4 of 1929 World Series) during the fifth frame.


ALCS: The Angels defeated the Minnesota Twins (four games to one) to claim their first ever pennant and earn a spot in the Fall Classic. The franchise, established in 1961, had been tied with the Senators/Rangers franchise for longest tenure by an expansion team without reaching the World Series. It marked the first time in the history of the best-of-seven format that a team won four straight games after losing the opener in a Championship Series.

SERIES NOTES: Francisco Rodriguez became the first pitcher in Major League history to win his first three games in postseason play...In Game 5, the Angels scored 10 runs on 10 hits in the 7th inning establishing or tying several postseason records during the frame, including post-season marks for runs in an inning, singles in an inning and plate appearances in an inning...Adam Kennedy was named Most Valuable Player of the ALCS, the second Angel to be named ALCS MVP (also Fred Lynn in 1982 ALCS, the only MVP in ALCS history from the losing team)...Kennedy became the third player in history to hit three home runs in an LCS contest in Game 5, the sixth time in postseason history that a player homered three times in a contest...The Angels' bullpen combined to allow four runs in 14.1 innings in the series, fanning 18 batters...Halo pitchers did not allow a home run in the series.

WORLD SERIES: The All-California Series matched the Angels with the San Francisco Giants in the 99th edition of the Fall Classic. 42 years of waiting for a World Series crown came to a close for Angels fans in Game 7 when Darin Erstad caught Kenny Lofton's fly ball with two on and two out in the top of the ninth inning to preserve the Angels 4-1 series clinching victory in front of 44,598 raucous fans. Game 7 win was keyed by Garret Anderson's three-run double in the third inning. John Lackey received the win, becoming just the second rookie pitcher to win Game 7 of the World Series (also accomplished by Babe Adams with Pittsburgh in 1909).

SERIES NOTES: At 20 years, 286 days, Francisco Rodriguez became the youngest pitcher ever to win a World Series contest in Game 2...The win was his fifth of postseason, tying Randy Johnson (2001) for the most ever in a single postseason...In Game 6, Angels' 6-5 comeback win was biggest ever by a team facing Series elimination...It marked second time in 2002 postseason the Club overcoming a five-run deficit to win (also trailed 6-1 in Game 3 of ALDS to NYY and won 9-6), the first team ever to rally from two five-run deficits in a single postseason...With his three-run homer in the seventh inning of Game 6, Scott Spiezio tied Cleveland's Sandy Alomar Jr. (1997) for most RBI (19) in a single postseason...Angels' manager Mike Scioscia became the 28th individual to play for and manage a World Series Championship team...Angels became the first team since 1912 Boston Red Sox to win World Series with no players with previous World Series experience...Halo third baseman Troy Glaus was named MVP of the Fall Classic after hitting .385 (10/26) with seven runs, three doubles, three home runs and eight RBI in seven games - sixth player to hit a pair of home runs in his first World Series game.

DID YOU KNOW? The Angels finished with an 8-1 record at home during postseason play in 2002.



A jubilant Troy Percival and Bengie Molina commence celebration of the Angels' first world title.

ANGELS IN THE POSTSEASON

2002



2002 ALDS RECAP

ANAHEIM ANGELS VS. NEW YORK YANKEES

OCT. 1-5, 2002



GAME 1 - Tuesday, October 1 at Bronx (N)

ANAHEIM	0	0	1	0	2	1	0	1	0	—	5	12	0
NEW YORK	1	0	0	2	1	0	0	4	X	—	8	8	1

E: Posada. DP: Anaheim 4; New York 2. LOB: Anaheim 8; New York 0. HR: Jeter (off Washburn), Giambi (off Washburn), White (off Washburn), Glaus 2 (off Clemens, off Mendoza), Williams (off Donnelly). SB: Erstad, Eckstein; Soriano. S: Erstad. GDP: Anderson, Fullmer; Williams, Soriano, Posada, Giambi.

WP - Karsay, LP - Weber, S - Rivera. T—3:27 A—56,710

GAME 2 - Wednesday, October 2 at Bronx (N)

ANAHEIM	1	2	1	0	0	0	0	3	1	—	8	17	1
NEW YORK	0	0	1	2	0	2	0	0	1	—	6	12	1

E: Gil; Jeter. DP: New York 1. LOB: Anaheim 8; New York 11. HR: Salmon (off Pettitte), Spiezio (off Pettitte), Jeter (off Applier), Soriano (off Rodriguez), Anderson (off Hernandez), Glaus (off Hernandez). SB: Figgins. SF: Kennedy. HB: by Applier (Mondesi), by Percival (Soriano).

WP - Rodriguez, LP - Hernandez, S - Percival. T—4:11A—56,695

GAME 3 - Friday, October 4 at Anaheim (N)

NEW YORK	3	0	3	0	0	0	0	0	0	—	6	6	0
ANAHEIM	0	1	2	1	0	1	1	3	X	—	9	12	0

LOB: New York 6; Anaheim 8. HR: Kennedy (off Mussina), Salmon (off Karsay), SB: Kennedy. S: B Molina, Eckstein. SF: Posada, Ventura; Kennedy. HB: by Mussina (Glaus), by Weaver (Eckstein); by Ortiz (Mondesi). WP: Ortiz.

WP - Rodriguez, LP - Stanton, S - Percival. T—3:52 A—45,072

GAME 4 - Saturday, October 5 at Anaheim (D)

NEW YORK	0	1	0	0	1	1	1	0	1	—	5	12	2
ANAHEIM	0	0	1	0	8	0	0	0	X	—	9	15	1

E: Soriano, Wells; Glaus. DP: New York 2; Anaheim 2. LOB: New York 11; Anaheim 6. HR: Wooten (off Wells), Posada (off Donnelly). S: B Molina. SF: Jeter. GDP: Williams, Ventura; Erstad 2. HB: by Washburn (Giambi). WP: Rodriguez.

WP - Washburn, LP - Wells. T—3:37 A—45,067

ANGELS 2002 DIVISION SERIES

PLAYER	AVG	G	AB	R	H	TB	2B	3B	HR	RBI	SH	SF	HP	BB	IBB	SO	SB	CS	DP	E	GI
Anderson, G	.389	4	18	5	7	12	2	0	1	4	0	0	0	1	0	3	0	0	1	0	0
Eckstein, D	.278	4	18	2	5	5	0	0	0	1	1	0	1	0	0	0	1	0	0	0	0
Erstad, D	.421	4	19	4	8	10	2	0	0	2	1	0	0	0	0	1	1	0	2	0	0
Figgins, C	.000	1	0	1	0	0	0	0	0	0	0	0	0	0	0	0	1	0	0	0	0
Fullmer, B	.286	3	7	1	2	3	1	0	0	0	0	0	0	1	1	1	0	0	1	0	0
Gil, B	.800	2	5	1	4	4	0	0	0	1	0	0	0	0	0	0	0	0	0	1	0
Glaus, T	.313	4	16	4	5	14	0	0	3	3	0	0	1	1	1	3	0	0	0	1	0
Kennedy, A	.500	4	8	4	4	8	1	0	1	3	0	2	0	1	0	2	1	0	0	0	0
Molina, B	.267	4	15	0	4	6	2	0	0	2	2	0	0	0	0	1	0	0	1	0	0
Molina, J	.000	0	0	0	0	0	0	0	0	0	0	0	0	0	0	0	0	0	0	0	0
Ochoa, A	.000	3	0	0	0	0	0	0	0	0	0	0	0	0	0	0	0	0	0	0	0
Palmeiro, O	.000	0	0	0	0	0	0	0	0	0	0	0	0	0	0	0	0	0	0	0	0
Salmon, T	.263	4	19	3	5	12	1	0	2	7	0	0	0	1	0	5	0	0	0	0	0
Spiezio, S	.400	4	15	2	6	10	1	0	1	6	0	0	0	2	0	1	0	0	0	0	0
Wooten, S	.667	3	9	4	6	9	0	0	1	2	0	0	0	0	0	1	0	0	0	0	0
TOTALS	.376	4	149	31	56	93	10	0	9	31	4	2	2	7	2	18	4	0	5	2	

PITCHER	W	L	ERA	G	GS	CG	GF	SHO	SV	IP	H	R	ER	HR	HB	BB	IBB	SO	WP	BK	OPP	AVG
Applier, K	0	0	5.40	1	1	0	0	0	0	5.0	5	3	3	1	1	3	0	3	0	0	.250	
Donnelly, B	0	0	13.50	3	0	0	1	0	0	2.0	3	3	3	2	0	1	0	2	0	0	.333	
Lackey, J	0	0	0.00	1	0	0	0	0	0	3.0	3	0	0	0	0	1	0	3	0	0	.250	
Ortiz, R	0	0	20.25	1	1	0	0	0	0	2.2	3	6	6	0	1	4	0	1	1	0	.333	
Percival, T	0	0	5.40	3	0	0	3	0	2	3.1	6	2	2	0	1	0	4	0	0	0	.375	
Rodriguez, F	2	0	3.18	3	0	0	0	0	0	5.2	2	2	2	1	0	2	0	8	1	0	.105	
Schoeneweis, S	0	0	27.00	3	0	0	0	0	0	0.1	2	1	1	0	0	0	0	0	0	0	.667	
Shields, S	0	0	---	0	0	0	0	0	0	0.0	0	0	0	0	0	0	0	0	0	0	.000	
Washburn, J	1	0	3.75	2	2	0	0	0	0	12.0	12	6	5	3	1	3	0	4	0	0	.286	
Weber, B	0	1	18.00	2	0	0	0	0	0	1.0	2	2	2	0	0	2	0	0	0	0	.400	
TOTALS	3	1	6.17	4	4	0	4	0	2	35.0	38	25	24	7	4	16	0	25	2	0	.281	

CLUB POSTSEASON

ANGELS IN THE POSTSEASON 2002



2002 WORLD SERIES RECAP SAN FRANCISCO GIANTS VS. ANAHEIM ANGELS OCT. 19-27, 2002



GAME 1 - Saturday, October 19 at Anaheim (N)

SAN FRANCISCO	0	2	0	0	0	2	0	0	0	—	4	6	0
ANAHEIM	0	1	0	0	0	2	0	0	0	—	3	9	0

LOB: San Francisco 5; Anaheim 8. HR: Bonds (off Washburn), Sanders (off Washburn), Snow (off Washburn); Glaus 2 (off Schmidt). SB: Fullmer. SH: Lofton.

WP - Schmidt, LP - Washburn, S - Nen. T—3:44 A—44,603

GAME 2 - Sunday, October 20 at Anaheim (N)

SAN FRANCISCO	0	4	1	0	4	0	0	0	1	—	10	12	1
ANAHEIM	5	2	0	0	1	1	0	2	X	—	11	16	1

E: Lofton; Anderson. DP: San Francisco 1; Anaheim 1. LOB: San Francisco 4; Anaheim 5. HR: Kent (off Appier), Sanders (off Appier), Bell (off Appier), Salmon 2 (off Ortiz, Fe Rodriguez), Bonds (off Percival). SB: Sanders; Fullmer, Spiezio. SF: Spiezio. GDP: B Molina. PB: Santiago.

WP - Fr Rodriguez, LP - Fe Rodriguez, S - Percival. T—3:57 A—44,584

GAME 3 - Tuesday, October 22 at San Francisco (N)

ANAHEIM	0	0	4	4	0	1	0	1	0	—	10	16	0
SAN FRANCISCO	1	0	0	0	3	0	0	0	0	—	4	6	2

E: Bell, Santiago. DP: Anaheim 1; San Francisco 1. LOB: Anaheim 15; San Francisco 7. HR: Aurilia (off Ra Ortiz), Bonds (off Ra Ortiz). SB: Erstad, Salmon; Lofton. S: Hernandez. GDP: Spiezio; Bell. HB: by Fultz (Kennedy).

WP - RaOrtiz, LP - Hernandez. T—3:37 A—42,707

GAME 4 - Wednesday, October 23 at San Francisco (N)

ANAHEIM	0	1	2	0	0	0	0	0	0	—	3	10	1
SAN FRANCISCO	0	0	0	0	3	0	0	1	X	—	4	12	1

E: Salmon; Bell. DP: Anaheim 3; San Francisco 3. LOB: Anaheim 5; San Francisco 8. HR: Glaus (off Rueter). SB: Goodwin. CS: Bell. SF: Eckstein; Kent. PB: B Molina.

WP - Worrell, LP - Fr Rodriguez, S - Nen. T—3:02 A—42,703

GAME 5 - Thursday, October 24 at San Francisco (N)

ANAHEIM	0	0	0	0	3	1	0	0	0	—	4	10	2
SAN FRANCISCO	3	3	0	0	0	2	4	4	X	—	16	16	0

E: Erstad, Glaus. LOB: Anaheim 9; San Francisco 8. HR: Kent 2 (off Weber, off Shields), Aurilia (off Shields). SB: Eckstein. S: Schmidt, Shinjo. SF: Erstad; Santiago, Sanders. HB: by Weber (Bell). WP: Schmidt.

WP - Zerbe, LP - Washburn. T—3:53 A—42,713

GAME 6 - Saturday, October 26 at Anaheim (N)

SAN FRANCISCO	0	0	0	0	3	1	1	0	0	—	5	8	1
ANAHEIM	0	0	0	0	0	0	3	3	X	—	6	10	1

E: Bonds; B Molina. DP: San Francisco 1; Anaheim 1. LOB: San Francisco 6; Anaheim 6. HR: Dunston (off Appier), Bonds (off Fr Rodriguez), Spiezio (off Fe Rodriguez), Erstad (off Worrell). SB: Lofton 2. S: J Molina. GDP: Santiago; Anderson. WP: Fr Rodriguez.

WP - Donnelly, LP - Worrell, S - Percival. T—3:48 A—44,506

GAME 7 - Sunday, October 27 at Anaheim (N)

SAN FRANCISCO	0	1	0	0	0	0	0	0	0	—	1	6	0
ANAHEIM	0	1	3	0	0	0	0	0	X	—	4	5	0

DP: San Francisco 1. LOB: San Francisco 9; Anaheim 6. S: Erstad. SF: Sanders. HB: by Hernandez (Salmon).

WP - Lackey, LP - Hernandez, S - Percival. T—3:16 A—44,598



CLUB POSTSEASON



ANGELS 2002 WORLD SERIES

PLAYER	AVG	G	AB	R	H	TB	2B	3B	HR	RBI	SH	SF	HP	BB	IBB	SO	SB	CS	GIDP	E
Anderson, G	.281	7	32	3	9	10	1	0	0	6	0	0	0	0	0	3	0	0	1	1
Eckstein, D	.310	7	29	6	9	9	0	0	0	3	0	1	0	3	0	2	1	0	0	0
Erstad, D	.300	7	30	6	9	15	3	0	1	3	1	1	0	1	0	4	1	0	0	1
Figgins, C	.000	2	0	1	0	0	0	0	0	0	0	0	0	0	0	0	0	0	0	0
Fullmer, B	.267	5	15	3	4	4	0	0	0	1	0	0	0	2	0	2	2	0	1	0
Gil, B	.800	3	5	1	4	5	1	0	0	0	0	0	0	0	0	1	0	0	0	0
Glaus, T	.385	7	26	7	10	22	3	0	3	8	0	0	0	4	1	6	0	0	1	1
Kennedy, A	.280	7	25	1	7	9	2	0	0	2	0	0	1	0	0	7	0	0	0	0
Molina, B	.286	7	21	2	6	8	2	0	0	2	0	0	0	3	2	1	0	0	2	1
Molina, J	.000	3	0	0	0	0	0	0	0	0	1	0	0	0	0	0	0	0	0	0
Ochoa, A	.000	5	1	0	0	0	0	0	0	0	0	0	0	0	0	0	0	0	0	0
Palmeiro, O	.250	4	4	1	1	2	1	0	0	0	0	0	0	0	0	2	0	0	0	0
Salmon, T	.346	7	26	7	9	16	1	0	2	5	0	0	1	4	1	7	1	0	0	1
Spiezio, S	.261	7	23	3	6	12	1	1	1	8	0	1	0	6	1	1	1	0	1	0
Wooten, S	.500	3	2	0	1	1	0	0	0	0	0	0	0	0	0	0	0	0	0	0
Lackey, J	.500	3	2	0	1	1	0	0	0	0	0	0	0	0	0	0	0	0	0	0
Ortiz, R	.000	1	3	0	0	0	0	0	0	0	0	0	0	0	0	2	0	0	0	0
Washburn, J	.000	2	1	0	0	0	0	0	0	0	0	0	0	0	0	0	0	0	0	0
PITCHERS	.167	7	6	0	1	1	0	0	0	0	0	0	0	0	0	2	0	0	0	0
TOTALS	.310	7	245	41	76	114	15	1	7	38	2	3	2	23	5	38	6	0	6	5

PITCHER	W	L	ERA	G	GS	CG	GF	SHO	SV	IP	H	R	ER	HR	HB	BB	IBB	SO	WP	BK	OPP	AVG
Appler, K	0	0	11.37	2	2	0	0	0	0	6.1	9	8	8	4	0	5	1	4	0	0	.333	
Donnelly, B	1	0	0.00	5	0	0	0	0	0	7.2	1	0	0	0	0	4	0	6	0	0	.042	
Lackey, J	1	0	4.38	3	2	0	0	0	0	12.1	15	6	6	0	0	5	4	7	0	0	.319	
Ortiz, R	1	0	7.20	1	1	0	0	0	0	5	5	4	4	2	0	4	1	3	0	0	.263	
Percival, T	0	0	3.00	3	0	0	3	0	3	3	2	1	1	1	0	1	0	3	0	0	.182	
Rodriguez, F	1	1	2.08	4	0	0	1	0	0	8.2	6	3	2	1	0	1	0	13	1	0	.194	
Schoeneweis, S	0	0	0.00	2	0	0	1	0	0	2	1	0	0	0	0	1	0	2	0	0	.167	
Shields, S	0	0	5.40	1	0	0	1	0	0	1.2	5	5	1	2	0	0	0	1	0	0	.455	
Washburn, J	0	2	9.31	2	2	0	0	0	0	9.2	12	10	10	3	0	7	2	6	0	0	.324	
Weber, B	0	0	13.50	4	0	0	1	0	0	4.2	10	7	7	1	1	2	1	5	0	0	.455	
TOTALS	4	3	5.75	7	7	0	7	0	3	61	66	44	39	14	1	30	9	50	1	0	.281	



ANGELS IN THE POSTSEASON

2002

ANGELS 2002 CUMULATIVE POSTSEASON STATISTICS

PLAYER	AVG	G	AB	R	H	TB	2B	3B	HR	RBI	SH	SF	HP	BB	IBB	SO	SB	CS	GIDP	E	SLG	PINCH HIT				
																						OBP	AB	H	HR	RBI
Anderson, G	.300	16	70	11	21	31	4	0	2	13	0	0	0	2	0	6	0	1	2	1	.443	.319	0	0	0	0
Eckstein, D	.294	16	68	9	20	20	0	0	0	6	1	1	2	3	0	4	2	0	0	1	.294	.338	0	0	0	0
Erstad, D	.352	16	71	14	25	36	5	0	2	7	2	1	0	1	0	8	3	0	2	1	.507	.356	0	0	0	0
Figgins, C	1.000	6	1	4	1	1	0	0	0	0	0	0	0	0	0	0	1	0	0	0	1.000	1.000	0	0	0	0
Fullmer, B	.294	12	34	6	10	16	3	0	1	5	0	0	0	3	1	5	2	0	3	0	.471	.351	1	0	0	0
Gil, B	.667	6	12	2	8	9	1	0	0	1	1	0	0	0	0	2	0	0	0	2	.750	.667	2	2	0	0
Glaus, T	.344	16	61	15	21	47	3	1	7	13	0	0	1	7	2	14	0	0	1	2	.770	.420	0	0	0	0
Kennedy, A	.340	15	47	10	16	31	3	0	4	10	1	2	1	1	0	11	2	0	0	0	.660	.353	3	1	0	0
Molina, B	.260	16	50	2	13	19	4	1	0	6	2	0	1	4	2	4	0	0	3	1	.380	.327	0	0	0	0
Molina, J	.000	6	1	0	0	0	0	0	0	0	0	1	0	0	0	0	0	0	0	0	.000	.000	0	0	0	0
Ochoa, A	.000	12	5	2	0	0	0	0	0	0	0	0	0	0	0	3	0	0	0	0	.000	.000	1	0	0	0
Palmeiro, O	.167	6	6	1	1	2	1	0	0	0	0	0	0	0	0	3	0	0	0	0	.333	.167	5	1	0	0
Salmon, T	.288	16	59	10	17	31	2	0	4	12	0	0	1	8	1	13	1	0	1	1	.525	.382	0	0	0	0
Wooten, S	.474	9	19	5	9	12	0	0	1	3	0	0	0	0	0	4	0	0	0	0	.632	.474	4	0	0	0
Lackey, J	.500	5	2	0	1	1	0	0	0	0	0	0	0	0	0	0	0	0	0	0	.500	.500	0	0	0	0
Ortiz, R	.000	3	3	0	0	0	0	0	0	0	0	0	0	0	0	2	0	0	0	0	.000	.000	0	0	0	0
Washburn, J	.000	5	1	0	0	0	0	0	0	0	0	0	0	0	0	0	0	0	0	0	.000	.000	0	0	0	0
ANGELS	.320	16	565	101	181	289	30	3	24	95	8	5	6	39	8	82	13	1	13	9	.512	.367	16	4	0	0
OPPONENTS	.266	16	530	81	141	226	20	1	21	77	6	9	6	53	9	113	7	2	14	13	.426	.334	18	0	0	1
DH	.360	7	50	12	18	27	3	0	2	8	0	0	0	3	1	9	3	0	2	0	.540	.396	3	0	0	0

PITCHER	W	L	ERA	G	GS	CG	GF	SHO	SV	IP	H	R	ER	HR	HB	BB	IBB	SO	WP	BK	AVG
Appier, K	0	1	6.23	5	5	0	0	0	0	21.2	24	15	15	5	1	12	1	10	2	0	.289
Donnelly, B	1	0	4.15	11	0	0	1	0	0	13	7	6	6	2	1	5	0	13	1	0	.152
Lackey, J	2	0	2.42	5	3	0	0	0	0	22.1	21	6	6	0	0	6	4	17	0	0	.256
Ortiz, R	2	0	9.00	3	3	0	0	0	0	13	18	13	13	2	1	9	1	7	1	0	.353
Percival, T	0	0	2.79	9	0	0	9	0	7	9.2	8	3	3	1	1	1	0	10	0	0	.216
Rodriguez, F	5	1	1.93	11	0	0	1	0	0	18.2	10	5	4	2	0	5	0	28	3	0	.156
Schoeneweis, S	0	0	3.00	6	0	0	1	0	0	3	3	1	1	0	0	1	0	2	0	0	.273
Shields, S	0	0	5.40	1	0	0	1	0	0	1.2	5	5	1	2	0	0	0	1	0	0	.455
Washburn, J	1	2	5.02	5	5	0	0	0	0	28.2	30	17	16	6	1	10	2	17	0	0	.278
Weber, B	0	1	10.80	9	0	0	3	0	0	8.1	15	10	10	1	1	4	1	8	0	0	.405
ANGELS	11	5	4.82	16	16	0	16	0	7	140	141	81	75	21	6	53	9	113	7	0	.266
OPPONENTS	5	11	6.35	16	16	0	16	0	4	136	181	101	96	24	6	39	8	82	4	0	.320



CLUB POSTSEASON

2004 SEASON

The Angels clinched the American League West title with a 5-4 victory, October 2 at Oakland, despite numerous injuries to key players throughout the season (14 players went on disabled list). The division crown marked the organization's first in 18 seasons (1986), the Club's fourth division crown (1979, 1982 & 1986) and fifth trip to postseason (2002 Wild Card entrant). The clincher came 22 years to the day that Angels won the West in 1982.

SEASON NOTES: The final season series against the A's marked first time since 1980 two teams entered such week-end tied for division title and playing each other to close regular season (Philadelphia at Montreal; 2-1 Phillies)...Angels finished with a home attendance Club record of 3,375,677, second highest mark in A.L. and third highest in MLB...Club finished in a virtual tie for first place in the American League in batting average (.2824) with Boston (.2819)...The marked tied Club-record (.282) also set in 2002 and 1979...Angels ranked first in A.L. for fewest strikeouts (942) for the third straight season (838 in 2003 & 805 in 2002)...Club led league with 143 stolen bases, marking the second time in Club history (220 in 1975)...Vladimir Guerrero set or tied Angels' season records in average by a right-handed hitter (.337), runs scored (124, led league), hits by right-hander (206) and total bases (366-tied Club record and led league)...He would become the second player in Club history bestowed with A.L. MVP honors (Baylor, 1979)...Halos finished with a 4.28 ERA, ranking fourth in A.L. (4.28 in 2003, 6th)...Bartolo Colon posted 18 wins, most by a first-year Angel since Bill Singer with 20 in 1973...The bullpen finished 25-16 with a 3.47 ERA (590.1 IP – 189 ER) with 50 saves (3rd in A.L.) in 67 chances (75%)...The bullpen ERA led Junior Circuit for the third straight season...Angels ranked first in A.L. in strikeouts with a club-record 1,164, led by Kelvim Escobar (191)...Angels ranked tied for second in league with a .985 fielding percentage...Halos committed just 90 errors in 162 games...Darin Erstad earned Gold Glove honors at first base.

POSTSEASON

2004 DIVISION SERIES

After a postseason absence in 2003, the Angels returned to the playoffs in the 2004 Division Series to face the A.L. Wild Card entrant Boston Red Sox... In Game 1 at Angel Stadium, the Angels fell to Boston, 9-3, after a seven-run fourth inning put the Sox up 8-0...Five of the runs in the inning were unearned, after the Angels led the Major Leagues by allowing just 36 unearned runs during the season...Troy Glaus and Darin Erstad homered off Curt Schilling to account for two of the three Angel runs...In Game 2, the Angels took a 3-1 lead against Pedro Martinez, courtesy of a two-run Vladimir Guerrero single in the fifth, into the sixth inning before the Red Sox posted seven unanswered runs over the final four frames...The torrid Red Sox offense put Boston up 6-1 after six innings in Game 3 at Fenway Park...A dramatic grand slam from Guerrero in the seventh frame tied the game at 6-6 but a 10th inning, walk-off home run off the bat of David Ortiz sealed the Angels' fate as Boston was on their way to the ALCS and eventual World Series title...The game would mark the Angel farewells to Troy Percival, David Eckstein, Troy Glaus and Ramon Ortiz.

SERIES NOTES: 2004 was the Angels' second Division Series appearance (2002 vs. New York) and second postseason matchup against Boston (lost in '86 ALCS, 4-3)...Angels were swept for the first time in postseason play...Halos' DS roster featured 10 players making their postseason debuts: Alfredo Amezaga, Jeff DaVanon, Kelvim Escobar, Kevin Gregg, Vladimir Guerrero, Casey Kotchman, Dallas McPherson, Josh Paul, Curtis Pride and Adam Riggs.



Guerrero's grand slam in Game 3

ANGELS IN THE POSTSEASON 2004

2004 ALDS RECAP BOSTON RED SOX VS. ANAHEIM ANGELS OCT. 5-8, 2004



GAME 1 - Tuesday, October 5 at Anaheim (D)

BOSTON	1	0	0	7	0	0	0	1	0	—	9	11	1
ANAHEIM	0	0	0	1	0	0	2	0	0	—	3	9	1

E: Figgins, Schilling. LOB: Boston 9; Anaheim 9. HR: Millar (off Washburn), Ramirez (off Shields), Glaus (off Schilling), Erstad (off Schilling) SB: Damon, Figgins. WP: Gregg, WP: Schilling, LP - Washburn. T: 3:04 A: 44,608.

GAME 2 - Wednesday, October 6 at Anaheim (N)

BOSTON	0	1	0	0	0	2	1	0	4	—	8	12	0
ANAHEIM	0	1	0	0	2	0	0	0	0	—	3	7	0

DP: Boston 2; Anaheim 1. GDP: Nixon. LOB: Boston 10; Anaheim 5. HR: Varitek (off Colon). SB: Damon. CS: DaVanon. PO: Bellhorn. SF: Ramirez. HB: by Martinez (Erstad); by Rodriguez (Varitek). WP: Rodriguez 2, Donnelly. WP - Martinez, LP - Rodriguez. T: 3:48. A: 45,118.

GAME 3 - Friday, October 8 at Boston (D)

ANAHEIM	0	0	0	1	0	0	5	0	0	0	—	6	8	2
BOSTON	0	0	2	3	1	0	0	0	0	2	—	8	12	0

E: Figgins, Eckstein. DP: Anaheim 1. GDP: Varitek. LOB: Anaheim 10; Boston 12. HR: Glaus (off Arroyo), Guerrero (off Timlin), Ortiz (off Washburn). SB: Kennedy. S: Damon. SF: Ramirez. SH: Amezaga. HB: by Arroyo (Figgins). WP - Lowe, LP - Rodriguez. T: 4:11. A: 35,547.

ANGELS 2004 DIVISION SERIES

PLAYER	AVG	G	AB	R	H	TB	2B	3B	HR	RBI	SH	SF	HP	BB	IBB	SO	SB	CS	GIDP	E
Amezaga, A	.000	2	2	0	0	0	0	0	0	0	1	0	0	0	0	2	0	0	0	0
Anderson, G	.154	3	13	1	2	2	0	0	0	0	0	0	0	0	0	3	0	0	0	0
DaVanon, J	.200	3	10	1	2	2	0	0	0	0	0	0	2	0	1	0	1	0	0	0
Eckstein, D	.333	3	12	2	4	4	0	0	0	0	0	0	0	0	0	1	0	0	0	1
Erstad, D	.500	3	10	2	5	9	1	0	1	2	0	0	1	3	0	1	0	0	0	0
Figgins, C	.143	3	14	0	2	2	0	0	0	0	0	1	0	0	5	1	0	0	0	2
Glaus, T	.364	3	11	3	4	12	2	0	2	3	0	0	0	2	0	4	0	0	0	0
Guerrero, V	.167	3	12	1	2	5	0	0	1	6	0	0	0	2	1	4	0	0	0	0
Kotchman, C	.000	2	1	0	0	0	0	0	0	0	0	0	0	0	0	0	0	0	0	0
McPherson, D	.111	3	9	0	1	1	0	0	0	1	0	0	0	0	0	4	0	0	0	0
Molina, B	.167	3	6	0	1	1	0	0	0	0	0	0	0	0	2	0	0	0	0	0
Molina, J	.333	2	3	2	1	1	0	0	0	0	0	0	0	2	0	0	0	0	0	0
Pride, C	.000	2	2	0	0	0	0	0	0	0	0	0	0	0	0	1	0	0	0	0
Riggs, A	.000	2	1	0	0	0	0	0	0	0	0	0	0	0	0	0	0	0	0	0
TOTALS	.226	3	106	12	24	39	3	0	4	12	1	0	2	11	1	28	1	1	0	3

PITCHER	W	L	ERA	G	GS	CG	GF	SHO	SV	IP	H	R	ER	HR	HB	BB	IBB	SO	WP	BK	AVG
Colon, B	0	0	4.50	1	1	0	0	0	0	6	7	3	3	1	0	3	0	3	0	0	.304
Donnelly, B	0	0	10.80	2	0	0	1	0	0	3.1	3	4	4	0	0	2	2	5	1	0	.231
Escobar, K	0	0	8.10	1	1	0	0	0	0	3.1	5	5	3	0	0	5	1	4	0	0	.333
Gregg, K	0	0	0.00	1	0	0	0	0	0	2	3	0	0	0	0	1	0	0	1	0	.333
Ortiz, R	0	0	4.50	1	0	0	1	0	0	2	2	1	1	0	0	1	1	0	0	0	.250
Rodriguez, F	0	2	3.86	1	0	0	0	0	0	4.2	4	2	2	0	1	3	1	5	2	0	.235
Shields, S	0	0	6.00	2	0	0	0	0	0	3	5	2	2	1	0	2	1	3	0	0	.357
Washburn, J	0	1	10.80	2	1	0	1	0	0	3.1	6	8	4	2	0	3	0	3	0	0	.353
TOTALS	0	3	5.86	3	3	0	3	0	0	27.2	35	25	18	4	1	20	6	23	4	0	.302

CLUB POSTSEASON



2005 SEASON

The Angels clinched second straight A.L. West title with a 4-3 victory Sept. 27 at Oakland, marking the Club's fifth Western Division crown and sixth overall trip to the postseason (2002 Wild Card entrant). The Halos finished with a 95-67 record, seven games ahead of Oakland in the West. The 95 wins marked the second most in Club history (99 in 2002) while the seven-game division lead was the biggest game differential during a division title.

SEASON NOTES: The Club was in first place 171 of 183 days of the season...Halos went 22-9 to finish regular season (14-2 over final 16 games)...44 of 95 wins were in comeback fashion, including 16 when trailing after six innings (most in MLB)...Halos led MLB batting .296 with RISP and .279 with RISP and two outs...The Club also led MLB with 161 stolen bases...Garret Anderson set or extended the Angels' all-time records in hits (1,929), total bases (3,062), extra-base hits (565), doubles (403) and RBI (1,043)...Chone Figgins set the club record for base hits by a switch-hitter (186) and led MLB with 62 stolen bases...Despite missed time with a shoulder separation, Vlad Guerrero finished third in A.L. in average (.317), tied for 10th in home runs (32) and tied for ninth in RBI (108)...Figgins and Bartolo Colón shared team MVP honors...Angels finished with a 3.68 ERA, ranking third in A.L., and ranked first in strikeouts (1,126)...Francisco Rodriguez led the bullpen with 45 saves (T1st in A.L.), converting his last 18 opportunities...Scot Shields set a club record with 78 appearances...Seven Angel pitchers finished with a record above .500, led by Colón's 21-8 mark, the most wins in the A.L. and paving the way to his first Cy Young Award...Three Angels ranked in the top 10 in ERA in the A.L., including Jarrod Washburn (4th, 3.20), Lackey (6th, 3.44) and Colón (8th, 3.48)...Halos tied for first in league with Club-record-tying .986 fielding percentage...Orlando Cabrera tied the Club mark for fielding percentage by shortstop (.988, also David Eckstein in 2004), which also tied for MLB lead in 2005...Angels finished with a home attendance club record of 3,404,686, the second highest mark in the A.L. and third highest in MLB.



POSTSEASON

2005 DIVISION SERIES RECAP

The first round of the Division Series matched the Angels against the New York Yankees, a team they had defeated in the 2002 DS. The Halos' win on the last day of the regular season was crucial as it gave the Club home field advantage over New York for the series.

Game 1 matched Mike Mussina vs. Bartolo Colón at Angel Stadium. A first inning, bases-clearing double by Robinson Cano proved to be too much for the Angels to overcome as it lifted the Yankees to a 4-2 win and a 1-0 series lead. It marked the fifth consecutive postseason series the Angels dropped Game 1.


In Game 2, the Halos defeated the Yankees 5-3 rallying from 2-0 deficit. Bengie Molina's solo HR in the 8th inning marked his second postseason HR in as many games. His two-out RBI single in the sixth frame tied the score at 2-2 and Orlando Cabrera's two-run single in the eighth inning proved to be the game-winner.

As the series shifted to the Bronx for Game 3, a three-run home run by Garret Anderson off Randy Johnson in the first inning sparked the Halos' offense to 11 runs on 19 hits (19 hits established a franchise playoff best). Anderson finished with four hits and five RBI and Bengie Molina homered for the third straight game.

The Halos would have to wait out a day of rain before Game 4. John Lackey, pitching on three days rest for Jarrod Washburn (scratched due to throat infection), limited the Yankees to one run on two hits in 5.2 innings of work. New York rallied from a 2-0 deficit, scoring one run in the sixth inning and two runs in the seventh frame for a 4-3 win. Both clubs totaled just four hits in the game. The series was tied at 2-2 with Game 5 being played the next night, over 3,000 miles across country in Anaheim.

The deciding game of the series was a rematch of Game 1 starters in Mussina and Colón. Colón would leave after just 1+ IP due to a strained right shoulder. The season came down to 22 year-old Ervin Santana, who was summoned from the bullpen. After an early 2-0 lead taken by New York in the top of the second inning, the Halos put up three runs in the bottom half of the frame with Adam Kennedy's two-run triple serving as the key blow. Santana would settle in and work 5.1 innings, allowing just three runs. A solo HR by Derek Jeter in the 7th inning brought the score to 5-3 but Francisco Rodriguez closed the door with the tying runs on base in the 9th. For the second time in four seasons, the Angels bounced the Yankees from the first round of the playoffs.

Santana became the sixth rookie winning pitcher in a winner-take-all postseason game and third to do it in last 20 years, along with John Lackey (2002 World Series vs. Giants) and Jaret Wright (1997 ALDS vs. Yankees).





2005 LEAGUE CHAMPIONSHIP SERIES RECAP

The Angels matched up with the Chicago White Sox in the American League Championship Series with hopes of advancing to the World Series for the second time in four seasons. A well-rested Chicago team awaited the Angels, who were playing three games in three cities (New York, Anaheim & Chicago) in consecutive days – the first time it occurred in Major League postseason history. The Angels would also be without Bartolo Colón for the remainder of the postseason.

In Game 1, Paul Byrd gave the club 6+ innings, allowing just two earned runs in lifting the club to a 3-2 win. Garret Anderson opened the scoring with a solo home run in the second inning and the Angels received RBI from Vladimir Guerrero and Orlando Cabrera in the third frame. Neither team would score a run after the fourth inning as Scot Shields and Francisco Rodriguez combined on three scoreless frames to close out the victory.

Game 2 was shrouded with controversy as an apparent third strike call by umpire Doug Eddings to end the 9th inning resulted in A.J. Pierzynski reaching first base amidst mass confusion on the field. Pinch-runner Pablo Ozuna promptly stole second base and scored the game-winning run on Joe Crede's double. Mark Buehrle went the distance for Chicago to earn the win as the Halos were held to one run on five hits. The series was tied at 1-1 and shifting to Anaheim.

In Game 3, another strong pitching performance did in the Angels as Jon Garland tossed a complete game en route to a 5-2 White Sox win. Paul Konerko's three-run home run in the first inning was all the offense needed on this night as the Angels were limited to two runs (two-run HR by Cabrera) on four hits.

More of the same for the Halos in Game 4 as the offense posted just two runs on six hits off Freddy Garcia, the third straight White Sox starter to hurl a complete game. Konerko struck again in the first inning with another three-run shot off Ervin Santana as the Sox cruised to an 8-2 victory.

Game 5 saw the Angels take their first lead since Game 1, a 3-2 cushion entering the seventh inning. The White Sox seemed destined for the World Series as they scored four unanswered runs from the seventh frame on and Jose Contreras silenced the Angel bats, tossing the fourth straight complete game for Chicago. The Angels managed just 11 runs in the five-game series, the fewest by an ALCS team since Boston in 1990. For the second straight season, the Angels were eliminated from the playoffs by the eventual World Champion.



2005 ALCS RECAP

CHICAGO WHITE SOX VS. LOS ANGELES ANGELS OCT. 11-16, 2005



LEAGUE
CHAMPIONSHIP
SERIES
05



LEAGUE
CHAMPIONSHIP
SERIES
05

GAME 1 - Tuesday, October 11 at Chicago (N)

LOS ANGELES	0	1	2	0	0	0	0	0	0	0	0	0	—	3	7	1
CHICAGO	0	0	1	1	0	0	0	0	0	0	0	0	—	2	7	0

E: Figgins. LOB: CWS 6, LAA 4. HR: Anderson (off Contreras), Crede (off Byrd). SB: Figgins, Erstad. CS: Podsednik, Pierzynski. SH: Figgins.

HB: Rowand (Byrd).

WP - Byrd, LP - Contreras, S - Rodriguez. T: 2:47 A: 40,659.

GAME 2 - Wednesday, October 12 at Chicago (N)

LOS ANGELES	0	0	0	0	1	0	0	0	0	0	0	0	—	1	5	3
CHICAGO	1	0	0	0	0	0	0	0	0	0	1	0	—	2	7	1

E: Washburn, Guerrero, Paul, Uribe. DP: CWS 2; LAA 1. GDP: Kennedy, Guerrero. LOB: CWS 4, LAA 7. HR: Quinlan (off Buehrle). SB: Ozuna.

SH: Iguchi, Kennedy. HB: Iguchi (Washburn), B. Molina (Buehrle).

WP - Buehrle, LP - Escobar. T: 2:34 A: 41,013.

GAME 3 - Friday, October 14 at Anaheim (N)

CHICAGO	3	0	1	0	1	0	0	0	0	0	0	0	—	5	11	0
LOS ANGELES	0	0	0	0	0	2	0	0	0	0	0	0	—	2	4	0

DP: CWS 1, LAA 2. GDP: Guerrero, Rowand. LOB: CWS 6, LAA 1. HR: Konerko (off Lackey), Cabrera (off Garland). SH: Iguchi.

WP - Garland, LP - Lackey. T: 2:42 A: 44,725.

GAME 4 - Saturday, October 15 at Anaheim (N)

CHICAGO	3	0	1	1	1	0	0	2	0	0	0	0	—	8	8	1
LOS ANGELES	0	1	0	1	0	0	0	0	0	0	0	0	—	2	6	1

E: Garcia, Cabrera. DP: LAA 1. GDP: Uribe. LOB: CWS 5, LAA. HR: Konerko (off Santana), Pierzynski (off Santana). SB: Podsednik 2, Dye. CS: Crede. HB: Iguchi (Santana).

WP - Garcia, LP - Santana. T: 2:46 A: 44,857.

GAME 5 - Sunday, October 16 at Anaheim (N)

CHICAGO	0	1	0	0	1	0	1	1	2	0	0	0	—	6	8	1
LOS ANGELES	0	0	1	0	2	0	0	0	0	0	0	0	—	3	5	2

E: Kennedy, Contreras, Escobar. DP: LAA 1. LOB: CWS 9, LAA 4. HR: Crede (off Escobar). SB: Podsednik. CS: Iguchi SF: Crede, Rowand, Anderson. SH: Figgins, Pierzynski. HB: Iguchi (Byrd). PB: Pierzynski.

WP - Contreras, LP - Escobar. T: 3:11 A: 44,712.

CLUB POSTSEASON

ANGELS IN THE POSTSEASON 2005

ANGELS 2005 LEAGUE CHAMPIONSHIP SERIES

PLAYER	AVG	G	AB	R	H	TB	2B	3B	HR	RBI	SH	SF	HP	BB	IBB	SO	SB	CS	GIDP	E
Anderson, G	.176	5	17	2	3	6	0	0	1	2	0	1	0	1	0	5	0	0	0	0
Cabrera, O	.200	5	20	1	4	8	1	0	1	3	0	0	0	0	0	2	0	0	0	1
DaVanon, J	.000	3	1	0	0	0	0	0	0	0	0	0	0	0	0	0	0	0	0	0
Erstad, D	.235	5	17	1	4	5	1	0	0	0	0	0	0	1	0	2	1	0	0	0
Figgins, C	.118	5	17	1	2	3	1	0	0	1	2	0	0	1	0	3	1	0	0	1
Finley, S	.222	3	9	1	2	2	0	0	0	0	0	0	0	0	0	2	0	0	1	0
Guerrero, V	.050	5	20	0	1	1	0	0	0	1	0	0	0	0	0	1	0	0	0	2
Izturis, M	.000	1	0	0	0	0	0	0	0	0	0	0	0	0	0	0	0	0	0	0
Kennedy, A	.286	5	14	3	4	4	0	0	0	1	1	0	0	0	0	1	0	0	1	1
Kotchman, C	.286	2	7	0	2	3	1	0	0	1	0	0	0	1	0	1	0	0	0	0
Molina, B	.118	5	17	0	2	2	0	0	0	1	0	0	1	0	0	2	0	0	0	0
Molina, J	.333	1	3	0	1	1	0	0	0	0	0	0	0	0	0	0	0	0	0	0
Paul, J	.000	1	0	0	0	0	0	0	0	0	0	0	0	0	0	0	0	0	0	1
Quinlan, R	.333	1	3	1	1	4	0	0	1	1	0	0	0	0	0	2	0	0	0	0
Rivera, J	.111	3	9	1	1	2	1	0	0	0	0	0	0	0	0	1	0	0	0	0
TOTALS	.175	5	154	11	27	41	5	0	3	11	3	1	1	4	0	22	2	0	4	7

PITCHER	W	L	ERA	G	GS	CG	GF	SHO	SV	IP	H	R	ER	HR	HB	BB	IBB	SO	WP	BK	OPP	AVG
																					AVG	
Byrd, P	1	0	3.38	2	2	0	0	0	0	10.2	10	4	4	1	2	2	0	2	0	0	0	.256
Donnelly, B	0	0	0.00	3	0	0	1	0	0	3.1	2	0	0	0	0	1	0	5	0	0	0	.182
Escobar, K	0	2	2.08	2	0	0	1	0	0	4.1	4	3	1	1	0	2	0	10	0	0	0	.222
Gregg, K	0	0	0.00	1	0	0	0	0	0	2.0	1	0	0	0	0	1	0	3	0	0	0	.143
Lackey, J	0	1	9.00	1	1	0	0	0	0	5.0	8	5	5	1	0	1	0	3	0	0	0	.381
Rodriguez, F	0	0	0.00	2	0	0	2	0	1	2.1	2	2	0	0	0	3	0	3	0	0	0	.250
Santana, E	0	1	10.38	1	1	0	0	0	0	4.1	3	6	5	2	1	3	0	2	0	0	0	.188
Shields, S	0	0	0.00	4	0	0	0	0	0	6.0	4	0	0	0	0	1	1	5	0	0	0	.200
Washburn, J	0	0	0.00	1	1	0	0	0	0	4.2	4	1	0	0	1	1	0	1	0	0	0	.235
Yan, E	0	0	9.00	1	0	0	1	0	0	2.0	3	2	2	0	0	1	0	2	0	0	0	.375
TOTALS	1	4	3.43	5	5	0	5	0	1	44.2	41	23	17	5	4	16	1	36	0	0	.248	

ANGELS 2005 CUMULATIVE POSTSEASON STATISTICS

PLAYER	AVG	G	AB	R	H	TB	2B	3B	HR	RBI	SH	SF	HP	BB	IBB	SO	SB	CS	GIDP	E
Anderson, G	.222	10	36	4	8	19	0	1	3	9	0	2	0	1	0	5	0	0	0	0
Cabrera, O	.220	10	41	4	9	15	3	0	1	6	0	0	0	0	0	3	0	0	0	2
DaVanon, J	.000	4	1	1	0	0	0	0	0	0	0	0	0	0	0	0	0	0	0	0
Erstad, D	.270	10	37	2	10	13	3	0	0	3	0	0	0	1	0	8	1	0	1	0
Figgins, C	.132	10	38	3	5	9	2	1	0	3	2	0	0	2	0	11	1	1	1	1
Finley, S	.150	8	20	3	3	4	1	0	0	1	4	0	0	1	0	6	0	0	1	0
Guerrero, V	.184	10	38	5	7	7	0	0	0	1	0	0	0	1	2	1	3	1	1	2
Izturis, M	.000	1	0	0	0	0	0	0	0	0	0	0	0	0	0	0	0	0	0	0
Kennedy, A	.258	10	31	3	8	10	0	1	0	3	2	0	0	0	0	4	0	2	1	1
Kotchman, C	.222	4	9	0	2	3	1	0	0	1	0	0	0	1	0	1	0	0	0	0
Molina, B	.286	10	35	5	10	19	0	0	3	6	0	0	2	0	0	2	0	0	0	0
Molina, J	.500	2	4	1	2	2	0	0	0	1	0	0	0	0	0	0	0	0	0	0
Paul, J	.000	2	0	0	0	0	0	0	0	0	0	0	0	0	0	0	0	0	0	1
Quinlan, R	.400	3	5	1	2	5	0	0	1	1	0	0	0	0	0	2	0	0	0	0
Rivera, J	.269	8	26	4	7	12	2	0	1	1	0	0	0	1	0	3	0	0	0	0
TOTALS	.227	10	321	36	73	118	12	3	9	36	8	2	3	9	1	48	3	4	6	8

PITCHER	W	L	ERA	G	GS	CG	GF	SHO	SV	IP	H	R	ER	HR	HB	BB	IBB	SO	WP	BK	OPP	AVG
																					AVG	
Byrd, P	1	0	5.02	3	3	0	0	0	0	14.1	17	8	8	2	2	4	0	4	0	0	0	.298
Colon, B	0	1	4.50	2	2	0	0	0	0	8	10	4	4	0	1	2	0	7	0	0	0	.313
Donnelly, B	0	0	2.45	4	0	0	1	0	0	3.2	4	2	1	0	0	2	0	5	0	0	0	.286
Escobar, K	1	2	1.59	6	0	0	2	0	0	11.1	6	4	2	2	0	7	0	15	2	0	0	.150
Gregg, K	0	0	0.00	1	0	0	0	0	0	2	1	0	0	0	0	1	0	3	0	0	0	.143
Lackey, J	0	1	4.41	3	3	0	0	0	0	16.1	15	8	8	1	0	10	0	12	2	0	0	.250
Rodriguez, F	0	0	1.59	5	0	0	5	0	3	5.2	7	3	1	1	0	3	0	5	0	0	0	.318
Santana, E	1	1	7.45	2	1	0	0	0	0	9.2	8	9	8	3	2	5	0	4	0	0	0	.229
Shields, S	1	1	1.64	8	0	0	1	0	0	11	8	2	2	0	0	4	1	10	0	0	0	.205
Washburn, J	0	0	0.00	1	1	0	0	0	0	4.2	4	1	0	0	1	1	0	1	0	0	0	.235
Yan, E	0	0	9.00	1	0	0	1	0	0	2	3	2	2	0	0	1	0	2	0	0	0	.375
TOTALS	4	6	3.65	10	10	0	10	0	3	88.2	83	43	36	9	6	40	1	68	4	0	.251	

CLUB POSTSEASON

ANGELS IN THE POSTSEASON

2007

ANGELS 2007 DIVISION SERIES

PLAYER	AVG	G	AB	R	H	TB	2B	3B	HR	RBI	SH	SF	HP	BB	IBB	SO	SB	CS	GIDP	E
Anderson, G	.222	3	9	0	2	3	1	0	0	0	0	0	0	1	0	2	0	0	0	0
Aybar, E	.000	1	1	0	0	0	0	0	0	0	0	0	0	0	0	0	0	0	0	0
Cabrera, O	.250	3	12	0	3	4	1	0	0	1	0	0	0	1	0	1	0	0	0	0
Figgins, C	.231	3	13	1	3	5	2	0	0	1	0	0	0	0	0	4	0	0	0	0
Guerrero, V	.200	3	10	0	2	2	0	0	0	0	0	0	1	1	0	0	0	0	0	0
Haynes, N	.000	1	1	0	0	0	0	0	0	0	0	0	0	0	0	1	0	0	0	0
Izturis, M	.333	3	12	1	4	6	2	0	0	0	0	0	0	0	0	2	2	0	0	0
Kendrick, H	.200	3	10	0	2	2	0	0	0	1	0	1	0	0	0	1	2	0	1	0
Kotchman, C	.000	2	5	1	0	0	0	0	0	0	0	0	0	2	0	1	0	0	0	0
Mathis, J	.000	2	3	0	0	0	0	0	0	1	0	0	0	0	0	0	0	0	0	0
Morales, K	.111	3	9	1	1	1	0	0	0	0	0	0	0	0	0	2	0	0	0	0
Napoli, M	.167	3	6	0	1	1	0	0	0	0	0	0	0	0	0	3	0	0	0	0
Quinlan, R	.000	1	0	0	0	0	0	0	0	0	0	0	0	0	0	0	0	0	0	0
Rivera, J	.333	2	3	0	1	1	0	0	0	0	0	0	0	1	0	1	0	0	0	0
Willits, R	.000	3	4	0	0	0	0	0	0	0	0	0	0	1	0	2	1	0	0	0
TOTALS	.192	3	99	4	19	25	6	0	0	4	0	1	1	7	0	20	5	0	1	0

PITCHER	W	L	ERA	G	GS	CG	GF	SHO	SV	IP	H	R	ER	HR	HB	BB	IBB	SO	WP	BK	OPP	AVG
Escobar, K	0	0	5.40	1	1	0	0	0	0	5	4	3	3	0	0	5	1	5	0	0	.222	
Lackey, J	0	1	6.00	1	1	0	0	0	0	6	9	4	4	2	0	2	0	4	1	0	.391	
Moseley, D	0	0	0.00	1	0	0	1	0	0	1	1	0	0	0	0	0	0	1	0	0	.333	
Oliver, D	0	0	27.00	1	0	0	0	0	0	0.2	2	2	2	0	0	0	0	0	0	0	.400	
Rodriguez, F	0	0	54.00	1	0	0	1	0	0	0.1	1	2	2	1	0	1	1	1	0	0	.500	
Santana, E	0	0	0.00	1	0	0	1	0	0	2	0	0	0	0	0	0	0	2	0	0	.000	
Shields, S	0	0	2.25	2	0	0	0	0	0	4	0	1	1	0	0	4	0	4	0	0	.000	
Speier, J	0	1	27.00	2	0	0	0	0	0	1.2	4	5	5	0	0	1	0	0	0	0	.500	
Weaver, J	0	1	3.60	1	1	0	0	0	0	5	4	2	2	2	0	3	0	5	0	0	.222	
TOTALS	0	3	6.66	3	3	0	3	0	0	25.2	25	19	19	5	0	16	2	22	1	0	.269	

ANGELS RETIRED UNIFORM NUMBERS

No.	Individual	Year
26	Gene Autry	1982
29	Rod Carew	1986
30	Nolan Ryan	1992
50	Jimmie Reese	1995
11	Jim Fregosi	1998

Note: The Angels and Major League Baseball retired number 42 on Jackie Robinson's behalf in 1997.

ANGELS A.L. WEST DIVISION CLINCHING DATES

Year	No.	Date	Details
1979	158	Sept. 25	Angels defeat Kansas City, 4-1, at Anaheim Stadium (Tanana over Chamberlain).
1982	161	Oct. 2	Angels defeat Texas, 6-4, at Anaheim Stadium (Goltz over Hough).
1986	153	Sept. 26	Angels defeat Texas, 8-3, at Anaheim Stadium (Candelaria over Mohorcic).
2004	161	Oct. 2	Angels defeat Oakland, 5-4 at Network Associates Coliseum (Donnelly over Rincon).
2005	157	Sept. 27	Angels defeat Oakland, 4-3 at McAfee Coliseum (Santana over Kennedy).
2007	156	Sept. 23	Angels defeat Seattle, 7-4 at Angel Stadium (Lackey over Jeff Weaver).
2008	145	Sept. 10	Angels defeat New York Yankees, 4-2 at Angel Stadium (Moseley over Pettitte).
2009	156	Sept. 28	Angels defeat Texas, 11-0 at Angel Stadium (Santana over Hunter).
2014	152	Sept. 17	Angels defeat Seattle, 5-0 at Angel Stadium (Wilson over Paxton).



2008 DIVISION SERIES RECAP

For the third time in five seasons and fourth time in eight total playoff appearances (1986, 2004, 2007 & 2008), the Angels faced off against the Boston Red Sox (A.L. wild card entrant). The Halos entered the series with home-field advantage throughout the playoffs with the Majors' best record (100-62). The Angels also entered the 2008 postseason having dropped their last seven overall playoff games and last nine postseason affairs against Boston.

In Game 1 at Angel Stadium, the Angels offense sputtered at the hands of Red Sox starter Jon Lester (7 IP, 6 H, 1 R, 0 ER, 1 BB, 7 SO) in the 4-1 setback. John Lackey (6.2 IP, 4 H, 2 R, 2 ER, 1 HR, 3 BB, 5 SO) suffered the loss despite a solid outing. The Angels held a 1-0 lead through five innings, courtesy of a Torii Hunter RBI single, before Jason Bay put the Red Sox up for good with a two-run shot off Lackey in the top of the sixth. The Angels' 2 thru 5 hitters were 8-for-15 (.533) but the team went 1-for-7 with runners in scoring position, stranding nine baserunners.

In Game 2 at Angel Stadium, the Angels clawed back from an early four-run deficit to knot the game at 5-5 in the eighth inning. The momentum quickly evaporated as J.D. Drew's two-run home run off Francisco Rodriguez in the ninth proved to be the game-winner, giving the Red Sox a commanding 2-0 series lead. The loss was the ninth consecutive playoff setback for the Angels and 11th straight playoff loss to Boston. Chone Figgins' triple to lead off the eighth inning was the Angels' first extra-base hit of the series (first 19 hits were singles). The Angels were 3-for-14 with RISP while stranding 11 runners. Hunter logged RBI singles in the first and fifth innings and drove in three of the Angels' six runs over the first two games.

In Game 3 at Fenway Park, the Halos beat the Red Sox in the playoffs for the first time since Oct. 11, 1986 (Game 4 of ALCS), snapping an 11-game skid to Boston. The 5-4, 12-inning win (5 hr., 19 min.) marked the longest postseason game in club history. Erick Aybar's 12th-inning RBI single scoring Mike Napoli was the game-winner. Napoli connected for two home runs marking the fifth time an Angel logged a multi-HR playoff game. Napoli became just the sixth MLB catcher with a multi-HR game in the playoffs. Jered Weaver (2 IP, 1 H, 1 BB, 3 SO) earned the victory in the first relief appearance of his career.

Game 4 at Fenway Park would end in a fashion all too familiar to the Angels - a walk-off, series-clinching win for the Red Sox. A clutch two-out, two-run single by Hunter in the bottom of the eighth inning tied the game a 2-2. In the top of the ninth, the Halos looked poised to take the lead after a leadoff double from pinch-hitter Kendrys Morales. However, the scoring threat was foiled after a botched suicide squeeze ended the rally. In the ninth, Jed Lowrie's two-out RBI single plated Jason Bay from second base with the winning run. For the third time in five seasons, the Angels were eliminated from the first round of playoffs by the Red Sox.



2008 ALDS RECAP

LOS ANGELES ANGELS VS. BOSTON RED SOX

OCT. 1-6, 2008



GAME 1 - Wednesday, October 1, 2008 at Anaheim (N)

BOSTON	0	0	0	0	0	2	0	0	2	—	4	8	1
LOS ANGELES	0	0	1	0	0	0	0	0	0	—	1	9	1

LOB: BOS 9, LAA 9. HR: Bay (off Lackey) E: Lowrie, Matthews SB: Ellsbury (2) HBP: Lowrie (by Lackey)
WP - Lester, LP - Lackey T: 3:14. A: 44,996.

GAME 2 - Friday, October 3, 2008 at Anaheim (N)

BOSTON	4	0	0	1	0	0	0	0	2	—	7	14	0
LOS ANGELES	1	0	0	1	1	0	1	1	0	—	5	11	2

LOB: BOS 10, LAA 11. HR: Bay (off Santana), Drew (Off F. Rodriguez) E: Aybar, Hunter SB: Ellsbury. SF: Teixeira. GIDP: Varitek.
WP - Papelbon, LP - F. Rodriguez T: 3:51. A: 45,354.

GAME 3 - Sunday, October 5, 2008 at Boston (N)

LOS ANGELES	1	0	2	0	1	0	0	0	0	0	1	—	5	16	0
BOSTON	0	3	0	0	1	0	0	0	0	0	0	—	4	7	0

LOB: LAA 16, BOS 8. HR: Napoli (2 off Beckett) SB: Figgins, Guerrero, Crisp. CS: Ellsbury SH: Kendrick HBP: Pedroia (by Saunders), Napoli (by Delcarmen) GIDP: Varitek. Outfield Assist: Bay.
WP - Weaver, LP - Lopez T: 5:19. A: 39,067.

GAME 4 - Monday, October 6, 2008 at Boston (N)

LOS ANGELES	0	0	0	0	0	0	0	2	0	—	2	6	1
BOSTON	0	0	0	0	2	0	0	0	1	—	3	9	0

LOB: LAA 7, BOS 6. E: Figgins. CS: Willits. SH: Kendrick. GIDP: Kotsay, Ellsbury. PB: Varitek
WP - Delcarmen, LP - Shields T: 2:50. A: 38,785.

ANGELS IN THE POSTSEASON

2008

ANGELS 2008 DIVISION SERIES

PLAYER	AVG	G	AB	R	H	TB	2B	3B	HR	RBI	SH	SF	HP	BB	IBB	SO	SB	CS	GDP	E
Anderson, G	.158	4	19	1	3	3	0	0	0	0	0	0	0	1	0	4	0	0	0	0
Aybar, E	.111	4	18	0	2	2	0	0	0	1	0	0	0	0	0	2	0	0	0	1
Figgins, C	.333	4	21	2	7	10	1	1	0	1	0	0	0	0	0	6	1	0	0	1
Guerrero, V	.467	4	15	2	7	8	1	0	0	0	0	0	0	4	0	1	1	0	0	0
Hunter, T	.389	4	18	0	7	7	0	0	0	5	0	0	0	1	0	3	0	0	0	1
Kendrick, H	.118	4	17	0	2	2	0	0	0	0	2	0	0	0	0	7	0	0	0	0
Mathis, J	.500	1	2	0	1	0	0	0	0	0	0	0	0	0	0	1	0	0	0	0
Matthews, G	.000	3	5	0	0	0	0	0	0	0	0	0	0	0	0	2	0	0	0	1
Morales, K	.500	4	4	0	2	3	1	0	0	0	0	0	0	0	0	0	0	0	0	0
Napoli, M	.250	4	12	3	3	9	0	0	2	4	0	0	1	2	0	3	0	0	0	0
Rivera, J	.125	3	8	1	1	1	0	0	0	1	0	0	0	3	0	2	0	0	0	0
Teixeira, M	.467	4	15	4	7	7	0	0	0	1	0	1	0	4	0	3	0	0	0	0
Willits, R	---	3	0	0	0	0	0	0	0	0	0	0	0	0	0	0	0	1	0	0
TOTALS	.273	4	154	13	42	53	3	1	2	13	2	1	1	15	0	34	2	1	0	4

PITCHER	W	L	ERA	G	GS	CG	GF	SHO	SV	IP	H	R	ER	HR	HB	BB	IBB	SO	WP	BK	OPP AVG
Arredondo, J	0	0	0.00	3	0	0	1	0	0	3.2	2	0	0	0	0	0	0	4	0	0	.154
Lackey, J	0	1	2.63	2	2	0	0	0	0	13.2	11	4	4	1	1	4	0	6	0	0	.212
Oliver, D	0	0	0.00	2	0	0	0	0	0	1.1	0	0	0	0	0	1	0	1	0	0	.000
Rodriguez, F	0	1	7.71	2	0	0	1	0	0	2.1	5	2	2	1	0	2	0	2	0	0	.455
Santana, E	0	0	8.44	1	1	0	0	0	0	5.1	8	5	5	1	0	0	0	3	0	0	.308
Saunders, J	0	0	7.71	1	1	0	0	0	0	4.2	5	4	4	0	1	4	0	2	0	0	.278
Shields, S	0	1	4.76	4	0	0	1	0	0	5.2	6	3	3	0	0	1	0	7	0	0	.273
Weaver, J	1	0	0.00	1	0	0	1	0	0	2	1	0	0	0	0	1	0	3	0	0	.143
TOTALS	1	3	4.19	4	4	0	4	0	0	38.2	38	18	18	3	2	15	0	28	0	0	.250

ANGELS MEMORIAL UNIFORM MARKINGS

- 1965 - Black armband on left sleeve honoring passing of teammate **Dick Wantz**.
- 1974 - Black ribbon attached to left sleeve during Spring Training honoring passing of teammate **Bruce Heinbechner**.
- 1978 - Black armband on left sleeve honoring passing of teammate **Lyman Bostock**.
- 1992 - Initials "DJ" on left sleeve honoring passing of coach **Deron Johnson**.
- 1994-95 - Black armband with "REESE 50" in white on right sleeve and circular black patch with "REESE 50" in white on left sleeve (worn during second half of 1994 and spring of 1995) in honor of the late coach **Jimmie Reese**.
- 1999 - Caricature of **Gene Autry** with "26" in circular patch on right sleeve honoring the late owner.
- 2009 - Black encircled patch with white #34 in honor of the late **Nick Adenhardt** (above the heart).
- 2009 - Diamond-shaped patch with "PRESTON" inscribed in honor of the late **Preston Gomez** (on right sleeve).
- 2013 - Black encircled patch with red "LEW" inscribed in honor of the late **Dr. Lewis Yocum** (above the heart).
- 2013 - White encircled patch outlined in red with "STAN MUSIAL" signature in middle with number "6" for passing of Cardinals' legend Stan Musial (above heart on BP tops; Angels played Cards that series).
- 2014 - White encircled patch with red "FREGOSI 11" inscribed in honor the late player and manager **Jim Fregosi** (above the heart).
- 2016 - Black encircled patch with white "DEAN CHANCE LA" inscribed in honoring passing of former player **Dean Chance**.
- 2017 - White encircled patch with red "BAYLOR 25" in honor of the late **Don Baylor** (above the heart).
- 2019 - White encircled patch with red "SKAGGS 45" in honor of the late **Tyler Skaggs** (above the heart).

ANGELS IN THE POSTSEASON

2009

ANGELS 2009 DIVISION SERIES

PLAYER	AVG	G	AB	R	H	TB	2B	3B	HR	RBI	SH	SF	HP	BB	IBB	SO	SB	CS	GIDP	E
Abreu, B	.556	3	9	4	5	7	2	0	0	1	0	0	0	4	0	0	1	0	0	0
Aybar, E	.364	3	11	2	4	7	1	1	0	2	0	0	0	0	0	1	0	0	0	0
Figgins, C	.000	3	12	1	0	0	0	0	0	0	1	0	0	1	0	6	0	0	0	0
Guerrero, V	.400	3	10	2	4	4	0	0	0	2	0	0	0	2	0	1	0	0	0	0
Hunter, T	.200	3	10	2	2	6	1	0	1	3	0	0	1	2	1	1	0	0	0	0
Izturis, M	.143	2	7	1	1	1	0	0	0	1	0	0	0	0	0	2	1	0	0	0
Kendrick, H	.200	2	5	1	1	1	0	0	0	0	0	0	0	0	0	2	1	0	0	0
Mathis, J	.333	2	3	0	1	1	0	0	0	0	1	0	0	0	0	2	0	0	0	1
Mathews, G	.000	1	1	0	0	0	0	0	0	0	0	0	0	0	0	0	0	0	0	0
Morales, K	.200	3	10	1	2	5	0	0	1	3	0	1	0	1	0	0	0	0	0	0
Napoli, M	.250	2	4	1	1	2	1	0	0	0	0	0	2	0	0	1	0	0	0	0
Rivera, J	.273	3	11	1	3	4	1	0	0	2	0	0	0	0	0	2	1	0	2	0
Willits, R	.000	1	0	0	0	0	0	0	0	0	0	0	0	0	0	0	0	0	0	0
Wood, B	.000	0	0	0	0	0	0	0	0	0	0	0	0	0	0	0	0	0	0	0
Totals	.258	3	93	16	24	38	6	1	2	14	2	1	3	10	1	18	3	1	2	1

OPP

PITCHER	R/L	W	L	ERA	G	GS	CG	GF	SHO	SV	IP	H	R	ER	HR	HB	BB	IBB	SO	WP	BK	AVG
Bulger, J	R	0	0	0.00	1	0	0	0	0	0	1	0	0	0	0	0	1	0	1	0	0	.000
Fuentes, B	L	0	0	0.00	2	0	0	2	0	2	1.2	0	0	0	0	0	1	0	0	0	0	.000
Jepsen, K	R	0	0	6.75	2	0	0	0	0	0	1.1	3	1	1	0	0	0	0	1	0	0	.429
Kazmir, S	L	0	0	7.50	1	1	0	0	0	0	6	5	5	5	1	0	3	0	1	0	0	.217
Lackey, J	R	1	0	0.00	1	1	0	0	0	0	7.1	4	0	0	0	0	1	0	4	1	0	.160
Oliver, D	L	1	0	0.00	3	0	0	1	0	0	2.1	1	0	0	0	0	0	0	2	0	0	.125
Weaver, J	R	1	0	1.23	1	1	0	0	0	0	7.1	2	1	1	0	0	2	0	7	0	0	.083
Totals		3	0	2.33	3	3	0	3	1	2	27	15	7	7	1	0	8	0	16	1	0	.158

2009 LEAGUE CHAMPIONSHIP SERIES RECAP

Following a three-game sweep of Boston in the Division Series, the Halos were headed to the ALCS for the sixth time in club history. It marked the third playoff matchup with the New York Yankees, the Angels winning both previous DS in 2002 & 2005. The Angels and Yankees were the two statistical leaders in several offensive categories during the 2009 campaign.

MISCUES LEAD TO 0-2: After setting a club record for fewest errors (85) committed during 2009 season, the Angels committed five errors leading to three unearned runs through the first two games in New York. While leading the Majors batting .297 with RISP during the regular season, the Halos hit .222 (4/18), stranding 21 runners after two games. The 2009 ALCS marked the fifth time Angels fell behind 0-2 in a playoff series.

ANOTHER GAME 3 COMEBACK: After spotting the Yankees a 3-0 lead through four innings, a solo HR by Howie Kendrick in the fifth inning put the Angels on the board. Vladimir Guerrero followed the next inning with a game-tying, two-run home run. The game would go to the bottom of the 11th inning where another "nobody on with two outs" rally took place. Kendrick lined a single up the middle and Jeff Mathis followed with a game-winning RBI double to get the Angels back in the series. The comeback win snapped the Halos' six-game LCS losing streak and marked the third walk-off hit in Club playoff history (also Game 3 of '79 ALCS & Game 4 of '86 LCS).

CLASSIC GAME 5: Following a shutdown performance by CC Sabathia in a 10-1 Game 4 loss (8 IP, 1 ER), the Angels were facing elimination down 3-1 in the series. The Angels put up a four-run first inning in Game 5. Starter John Lackey was lifted after 6.2 IP and that's when the trouble started - a six-run Yankee 7th inning put them up 6-4 after 6 1/2 frames. However, the Halos immediately responded in the bottom half of the seventh with a leadoff hit by Jeff Mathis (his 6th consecutive hit, an Angels' playoff club record) and key RBI singles by Vladimir Guerrero and Kendry Morales. Brian Fuentes worked through a dicey 9th inning (1 IP, 2 BB, 1 HB) to preserve the one-run save and send the series back to the Bronx. The win was the Halos' eighth all-time in the postseason vs. New York - all of which have been of the comeback variety.

YANKEES TAKE THE PENNANT: In Game 6 at New York, a strong pitching performance by Andy Pettitte (6.1 IP, 1 ER, 6 SO), timely hitting by the Yankees and another game of Angels miscues sent New York to the World Series for the 40th time. The Halos scratched across the game's first run with an RBI single from Bobby Abreu with two outs in the third. Starter Joe Saunders got out of jams in the first and second innings before the Yankees tagged him for three runs in the fourth, sparked by Johnny Damon's two-run single. No scoring took place during innings 5-7 before the Halos pulled within 3-2 on Guerrero's two-out RBI single in the eighth, his last at-bat of the postseason (his RBI off Mariano Rivera was the first postseason earned run off the Yankees' closer since Game 2 of the 2000 World Series). A comeback was not meant to be as New York capitalized on two crucial Angel errors in the bottom of the eighth (Kendrick fielding, Kazmir throwing) to push the lead to 5-2, it took only three outs for Rivera to get in the ninth to close out the series. The Angels fell to 1-5 in six League Championship Series.

CLUB POSTSEASON

ANGELS IN THE POSTSEASON

2009

ANGELS 2009 CUMULATIVE STATISTICS

PLAYER	AVG	G	AB	R	H	TB	2B	3B	HR	RBI	SF	HP	BB	IBB	SO	SB	CS	DP	E	SLG	OBP	PINCH HIT		
																						AB	H	HR
Abreu, B	.265	9	34	6	9	13	4	0	0	3	0	0	8	3	8	0	1	0	1	.382	.405	0	0	0
Aybar, E	.290	9	31	4	9	13	2	1	0	3	2	0	0	1	0	2	3	0	2	0.419	.313	0	0	0
Figgins, C	.086	9	35	3	3	3	0	0	0	1	3	0	1	4	0	9	0	0	0	1.086	.200	0	0	0
Guerrero, V	.378	9	37	5	14	20	3	0	1	7	0	0	0	3	6	0	0	0	0	.541	.425	0	0	0
Hunter, T	.273	9	33	4	9	14	2	0	1	5	0	0	1	7	1	5	1	2	1	1.424	.415	0	0	0
Izturis, M	.118	6	17	2	2	3	1	0	0	2	0	1	0	1	1	3	1	0	0	1.176	.158	1	0	0
Kendrick, H	.263	6	19	4	5	10	0	1	1	1	0	0	0	1	0	3	1	0	0	1.526	.300	0	0	0
Mathis, J	.533	7	15	2	8	13	5	0	0	1	1	0	0	0	4	0	0	0	1	.867	.533	0	0	0
Matthews, G	.000	4	5	1	0	0	0	0	0	0	0	0	1	0	3	0	0	0	0	.000	.167	4	0	0
Morales, K	.176	9	34	2	6	12	0	0	2	7	0	1	1	2	0	6	0	1	0	.353	.237	0	0	0
Napoli, M	.154	7	13	1	2	3	1	0	0	0	0	0	2	0	0	4	0	0	0	.231	.267	1	0	0
Quinlan, R	.000	0	0	0	0	0	0	0	0	0	0	0	0	0	0	0	0	0	0	.000	.000	0	0	0
Rivera, J	.222	9	36	1	8	10	2	0	0	2	0	0	0	0	3	1	0	4	1	.278	.222	0	0	0
Willits, R	.000	4	0	0	0	0	0	0	0	0	0	0	0	0	0	0	0	0	0	.000	.000	0	0	0
Wilson, R	.000	0	0	0	0	0	0	0	0	0	0	0	0	0	0	0	0	0	0	.000	.000	0	0	0
LAA	.243	9	309	35	75	114	20	2	5	32	6	2	5	28	5	56	7	2	9	3.369	.314	6	0	0
OPPONENTS	.243	9	317	40	77	121	11	3	9	37	4	2	3	46	5	63	3	3	7	3.382	.342	8	1	0
DH	.378	6	37	6	14	20	3	0	1	7	0	0	0	3	0	6	1	0	0	0.541	.425	0	0	0

PITCHER	R/L	W	L	ERA	G	GS	CG	GF	SHO	SV	IP	H	R	ER	HR	HB	BB	IBB	SO	WP	BK	OPP	AVG
																							AVG
Bulger, J	R	0	0	2.70	4	0	0	0	0	0	3.1	1	1	1	1	1	4	0	5	1	0	.091	
Fuentes, B	L	0	0	1.93	5	0	0	3	0	3	4.2	1	1	1	1	1	4	2	3	0	0	.067	
Jepsen, K	R	1	0	3.60	5	0	0	0	0	0	5.0	8	2	2	1	0	2	0	3	0	0	.364	
Kazmir, S	L	0	1	7.59	3	2	0	0	0	0	10.2	11	10	9	1	0	8	0	4	1	0	.268	
Lackey, J	R	1	1	2.29	3	3	0	0	0	0	19.2	19	7	5	0	0	7	0	14	1	0	.253	
Oliver, D	L	1	0	3.12	8	0	0	1	0	0	8.2	7	3	3	0	0	4	2	8	0	0	.226	
Palmer, J	R	0	0	13.50	2	0	0	2	0	0	2.2	5	4	4	1	0	1	0	2	0	0	.385	
Santana, E	R	1	1	1.59	4	0	0	2	0	0	5.2	5	3	1	0	1	4	1	5	0	0	.250	
Saunders, J	L	0	1	4.35	2	2	0	0	0	0	10.1	13	5	5	1	0	6	0	5	0	0	.317	
Weaver, J	R	1	0	2.63	4	2	0	1	0	0	13.2	7	4	4	3	0	6	0	14	0	0	.146	
LAA		5	4	3.74	9	9	0	9	1	3	84.1	77	40	35	9	3	46	5	63	3	0	.243	
OPPONENTS		4	5	3.76	9	9	0	9	0	2	83.2	75	35	35	5	5	28	5	56	2	0	.243	



This red seat in Section 135 was dedicated in 2012 during the Angels' 10-year World Series Anniversary. It represents the location where Scott Spiezio's 3-run HR landed in Game 6 of the 2002 Fall Classic. The HR sparked the Angels in overcoming a 5-run deficit en route to the crucial comeback win.

CLUB POSTSEASON



2014 DIVISION SERIES RECAP

The Angels would be paired up with one of baseball's hottest teams down the stretch, the Kansas City Royals, in the 2014 Division Series. The Halos clinched home field advantage throughout the playoffs by way of posting the best record in baseball at 98-64 (and of course an A.L. victory in the All-Star Game).

Game 1 at Angel Stadium called for a pitching matchup of Angels' Jered Weaver and former teammate Jason Vargas. Both hurlers posted quality starts but neither would fare in a decision as the game would go 11 frames. With the score tied at 2-2 in the 11th, Mike Moustakas' solo home run off Fernando Salas sealed the 3-2 win for Kansas City. Both teams collected just four hits in the game; two of the Angels' hits were solo shots from David Freese and Chris Iannetta.

Game 2 at Angel Stadium had a similar feel to the first contest as it went 11 innings as well. Matt Shoemaker, out since Sept. 15 with an oblique strain, took the ball for his first career postseason start (ND, 6 IP, 5 H, 1 R, 0 ER, 6 SO). With the Royals leading 1-0 in the 6th, Albert Pujols knotted the score with an RBI single, his 16th career game-tying or go-ahead hit in the playoffs. The score remained the same until a two-run home run off the bat of Eric Hosmer in the 11th (off Kevin Jepsen) put the Royals up 3-1. They would tack on another run in the 11th frame for the final score of 4-1. The Angels trailed 0-2 with the best of five series shifting to Kansas City.

Game 3 at Kauffman Stadium pitted C.J. Wilson vs. James Shields. The Halos struck first with a solo home run off the bat of Mike Trout in the first inning. The lead was short-lived as the Royals responded with three runs in the bottom half of the inning to chase Wilson from the game after recording just two outs. KC plated two more runs in the third inning to go up 5-1 before an Albert Pujols solo shot brought the score to 5-2 in the fourth. Yet again, the Royals answered in the bottom of the frame with two more runs and there was no looking back for Kansas City. The Angels were defeated 8-3 and swept out of the playoffs. It marked the third time the Halos were swept in a playoff series. The Club was limited to just six runs on 18 hits in the three games of the series after leading the Majors in runs (773) during the regular season. Halo pitchers limited the Royals to a .198 clip (21/106) in the three games.

2014 ALDS RECAP

KANSAS CITY ROYALS VS. LOS ANGELES ANGELS

OCT. 2-5, 2014

GAME 1 - Thursday, October 2, 2014 at Anaheim (N)

KANSAS CITY	0	0	1	0	1	0	0	0	0	0	1	—	3	4	0
LOS ANGELES	0	0	1	0	1	0	0	0	0	0	0	—	2	4	0

LOB: KC 3, LAA 8. HR: Moustakas (off Salas), Iannetta (off Vargas), Freese (off Vargas). SAC: Aybar (2). SF: Infante. SB: Gore. HBP: Beckham (by Collins). GIDP: Butler. WP: Davis.

WP - Duffy, LP - Salas, S - Holland. T: 4:05. A: 45,321.

GAME 2 - Friday, October 3, 2014 at Anaheim (N)

KANSAS CITY	0	1	0	0	0	0	0	0	0	0	3	—	4	8	1
LOS ANGELES	0	0	0	0	0	1	0	0	0	0	0	—	1	6	2

LOB: KC 7, LAA 4. HR: Hosmer (off Jepsen). SAC: Escobar. SB: Gordon (2). CS: Trout. GIDP: Freese, Hamilton. E: Infante, Calhoun, Iannetta.

WP - Finnegan, LP - Jepsen, S - Holland. T: 3:48. A: 45,361.

GAME 3 - Sunday, October 5, 2014 at Kansas City (N)

LOS ANGELES	1	0	0	1	0	0	0	1	0	—	3	8	0
KANSAS CITY	3	0	2	2	0	1	0	0	x	—	8	9	0

LOB: KC 6, LAA 8. HR: Trout (off Shields), Pujols (off Shields), Hosmer (off Santiago), Moustakas (off Morin). SF: Cain. SB: Aybar, Butler. HBP: Freese (by Shields). WP: Morin, Shields.

WP - Shields, LP - Wilson. T: 3:38. A: 40,657.



ANGELS IN THE POSTSEASON 2014

ANGELS 2014 DIVISION SERIES

PLAYER	AVG	G	AB	R	H	TB	2B	3B	HR	RBI	SH	SF	HP	BB	IBB	SO	SB	CS	GIDPE	SLG	OBP	PINCH HIT				
																						AB	H	HR	RBI	
Aybar, E	.455	3	11	0	5	6	1	0	0	2	0	0	0	0	0	1	1	0	0	0	.545	.455	0	0	0	0
Beckham, G	.000	2	1	0	0	0	0	0	0	0	0	0	1	0	0	1	0	0	0	0	.000	.500	0	0	0	0
Calhoun, K	.333	3	15	1	5	5	0	0	0	0	0	0	0	0	0	1	0	0	0	0	.667	.333	0	0	0	0
Conger, H	.000	1	1	0	0	0	0	0	0	0	0	0	0	0	0	1	0	0	0	0	.000	.000	1	0	0	0
Cowgill, C	---	1	0	0	0	0	0	0	0	0	0	0	0	0	0	0	0	0	0	0	---	---	0	0	0	0
Cron, C.J.	.111	3	9	0	1	2	1	0	0	0	0	0	2	0	4	0	0	0	0	0	.222	.273	0	0	0	0
Freese, D	.125	3	8	1	1	4	0	0	1	1	0	0	1	2	0	4	0	0	1	0	.500	.364	0	0	0	0
Hamilton, J	.000	3	13	0	0	0	0	0	0	1	0	0	0	0	0	2	0	0	1	0	.000	.000	0	0	0	0
Iannetta, C	.100	3	10	1	1	4	0	0	1	1	0	0	0	1	0	2	0	0	0	1	.400	.182	0	0	0	0
Kendrick, H	.154	3	13	1	2	3	1	0	0	0	0	0	0	0	0	5	0	0	0	0	.231	.185	0	0	0	0
Navarro, E	.000	1	1	0	0	0	0	0	0	0	0	0	0	0	1	0	0	0	0	0	.000	.000	1	0	0	0
Pujols, A	.167	3	12	1	2	5	0	0	1	2	0	0	0	1	0	1	0	0	0	0	.417	.231	0	0	0	0
Trout, M	.083	3	12	1	1	4	0	0	1	1	0	0	0	3	0	2	0	1	0	0	.333	.267	0	0	0	0
LAA	.170	3	106	6	18	33	3	0	4	6	2	0	2	9	0	25	1	1	2	1	.311	.248	2	0	0	0
OPPONENTS	.198	3	106	15	21	35	4	0	4	15	1	2	0	12	2	26	5	0	1	1	.349	.275	1	0	0	0
DH	.100	3	10	1	1	2	1	0	0	0	0	0	0	2	0	5	0	0	0	0	.200	.250	0	0	0	0

PITCHER	R/L	W	L	ERA	G	GS	CG	GF	SHO	SV	IP	H	R	ER	HR	HB	BB	IBB	SO	WP	BK	AVG	
																							OPP
Grilli, J	R	0	0	0.00	2	0	0	0	0	0	2	0	0	0	0	0	0	0	0	2	0	0	.000
Jepsen, K	R	0	1	13.50	3	0	0	0	0	0	2	4	4	3	1	0	4	1	2	0	0	0	.400
Morin, M	R	0	0	18.00	1	0	0	0	0	0	1	3	2	2	1	0	0	0	1	1	0	0	.600
Pestano, V	R	0	0	0.00	2	0	0	1	0	0	1	1	0	0	0	0	0	0	1	0	0	0	.250
Rasmus, C	R	0	0	0.00	1	0	0	1	0	0	2.2	0	0	0	0	0	1	0	2	0	0	0	.000
Salas, F	R	0	1	6.75	2	0	0	1	0	0	1.1	1	1	1	1	0	0	0	1	0	0	0	.200
Shoemaker, M	R	0	0	1.50	1	1	0	0	0	0	6	5	1	1	0	0	0	0	6	0	0	0	.227
Smith, J	R	0	0	0.00	2	0	0	0	0	0	2	0	0	0	0	0	0	0	2	0	0	0	.000
Street, H	R	0	0	0.00	2	0	0	0	0	0	3	0	0	0	0	0	2	1	3	0	0	0	.000
Weaver, J	R	0	0	2.57	1	1	0	0	0	0	7	3	2	2	0	0	2	0	6	0	0	0	.143
Wilson, C.J.	L	0	1	40.50	1	1	0	0	0	0	0.2	3	3	3	0	0	1	0	1	0	0	0	.600
LAA	0	3	4.20	3	3	0	0	0	0	0	30	21	15	14	4	0	12	2	26	1	0	.198	
OPPONENTS	3	0	1.74	3	3	0	0	0	2	0	31	18	6	6	4	2	9	0	35	2	0	.170	



CLUB POSTSEASON



ANGELS IN THE POSTSEASON

ANGELS ALL-TIME GAME-BY-GAME

Pitchers in CAPS represent complete game

Bold = home game

GM	DATE	OPP	W-L	SCORE	WINNER	LOSER	RECORD	ATTN	CUMULATIVE
(1979 ALCS vs. BALTIMORE)									
1	10/3/79	BAL	L	3-6 (10)	Stanhouse	Montague	0-1	52,787	52,787
2	10/4/79	BAL	L	8-9	Flannigan	Frost	0-2	52,108	104,895
3	10/5/79	BAL	W	4-3	Aase	Stanhouse	1-2	43,199	148,094
4	10/6/79	BAL	L	0-8	MCGREGOR	Knapp	1-3	43,199	191,293
(1982 ALCS vs. MILWAUKEE)									
5	10/5/82	MIL	W	8-3	JOHN	Caldwell	1-0	64,406	255,699
6	10/6/82	MIL	W	4-2	KISON	VUCKOVICH	2-0	64,179	319,878
7	10/8/82	MIL	L	3-5	Sutton	Zahn	2-1	50,134	370,012
8	10/9/82	MIL	L	5-9	Haas	John	2-2	51,003	421,015
9	10/10/82	MIL	L	3-4	McClure	Sanchez	2-3	54,968	475,983
(1986 ALCS vs. BOSTON)									
10	10/7/86	BOS	W	8-1	WITT	Clemens	1-0	32,993	508,976
11	10/8/86	BOS	L	2-9	HURST	McCaskill	1-1	32,786	541,762
12	10/10/86	BOS	W	5-3	Candelaria	Boyd	2-1	64,206	605,968
13	10/11/86	BOS	W	4-3 (11)	Corbett	Schiraldi	3-1	64,223	670,191
14	10/12/86	BOS	L	6-7 (11)	Crawford	Moore	3-2	64,223	734,414
15	10/14/86	BOS	L	4-10	Boyd	McCaskill	3-3	32,998	767,412
16	10/15/86	BOS	L	1-8	Clemens	Candelaria	3-4	33,001	800,413
(2002 ALDS vs. NEW YORK)									
17	10/1/02	NYN	L	5-8	Karsay	Weber	0-1	56,710	857,123
18	10/2/02	NYN	W	8-6	Rodriguez	Hernandez	1-1	56,695	913,818
19	10/4/02	NYN	W	9-6	Rodriguez	Stanton	2-1	45,072	958,890
20	10/5/02	NYN	W	9-5	Washburn	Wells	3-1	45,067	1,003,957
(2002 ALCS vs. MINNESOTA)									
21	10/8/02	MIN	L	1-2	Mays	Appier	0-1	55,562	1,059,519
22	10/9/02	MIN	W	6-3	Reed	Ortiz	1-1	55,990	1,115,509
23	10/11/02	MIN	W	2-1	Rodriguez	Romero	2-1	44,234	1,159,743
24	10/12/02	MIN	W	7-1	Lackey	Rodme	3-1	44,830	1,204,573
25	10/13/02	MIN	W	13-5	Rodriguez	Santana	4-1	44,835	1,249,408
(2002 WORLD SERIES VS. SAN FRANCISCO)									
26	10/19/02	SF	L	3-4	Schmidt	Washburn	0-1	44,603	1,294,011
27	10/20/02	SF	W	11-10	Rodriguez	Rodriguez	1-1	44,584	1,338,595
28	10/22/02	SF	W	10-4	Ortiz	Hernandez	2-1	42,707	1,381,302
29	10/23/02	SF	L	3-4	Worrell	Rodriguez	2-2	42,703	1,424,005
30	10/24/02	SF	L	4-16	Zerbe	Washburn	2-3	42,713	1,466,718
31	10/26/02	SF	W	6-5	Donnelly	Worrell	3-3	44,506	1,511,224
32	10/27/02	SF	W	4-1	Lackey	Hernandez	4-3	44,598	1,555,822
(2004 ALDS vs. BOSTON)									
33	10/5/04	BOS	L	3-9	Schilling	Washburn	0-1	44,608	1,600,430
34	10/6/04	BOS	L	3-8	Martinez	Rodriguez	0-2	45,118	1,645,548
35	10/8/04	BOS	L	6-8 (10)	Lowe	Rodriguez	0-3	35,547	1,681,095
(2005 ALDS vs. NEW YORK)									
36	10/4/05	NYN	L	2-4	Mussina	Colon	0-1	45,142	1,726,237
37	10/5/05	NYN	W	5-3	Escobar	Wang	1-1	45,150	1,771,387
38	10/7/05	NYN	W	11-7	Shields	Small	2-1	56,277	1,827,664
39	10/9/05	NYN	L	2-3	Leiter	Shields	2-2	56,226	1,883,890
40	10/10/05	NYN	W	5-3	Santana	Mussina	3-2	45,133	1,929,023
(2005 ALCS vs. CHICAGO)									
41	10/11/05	CWS	W	3-2	Byrd	Contreras	1-0	40,659	1,969,682
42	10/12/05	CWS	L	2-1	BUEHRLE	Escobar	1-1	41,013	2,010,695
43	10/14/05	CWS	L	2-5	GARLAND	Lackey	1-2	44,725	2,055,420
44	10/15/05	CWS	L	2-8	GARCIA	Santana	1-3	44,857	2,100,277
45	10/16/05	CWS	L	3-6	CONTRERAS	Escobar	1-4	44,712	2,144,989
(2007 ALDS vs. BOSTON)									
46	10/3/07	BOS	L	0-4	BECKETT	Lackey	0-1	37,597	2,182,586
47	10/5/07	BOS	L	3-6	Papelbon	Speier	0-2	37,706	2,220,292
48	10/7/07	BOS	L	1-9	Schilling	Weaver	0-3	45,262	2,265,554
(2008 ALDS vs. BOSTON)									
49	10/1/08	BOS	L	1-4	Lester	Lackey	0-1	44,996	2,310,550
50	10/3/08	BOS	L	5-7	Papelbon	Rodriguez	0-2	45,354	2,355,904
51	10/5/08	BOS	W	5-4 (12)	Weaver	Lopez	1-2	39,067	2,394,971
52	10/6/08	BOS	L	2-3	Delcarmen	Shields	1-3	38,885	2,433,756
(2009 ALDS vs. BOSTON)									
53	10/8/09	BOS	W	5-0	Lackey	Lester	1-0	45,070	2,478,826
54	10/9/09	BOS	W	4-1	Weaver	Beckett	2-0	45,223	2,524,049
55	10/11/09	BOS	W	7-6	Oliver	Papelbon	3-0	38,704	2,562,753
(2009 ALCS vs. NEW YORK)									
56	10/16/09	NYN	L	1-4	Sabathia	Lackey	0-1	49,588	2,612,341
57	10/17/09	NYN	L	3-4 (13)	Robertson	Santana	0-2	49,922	2,662,263
58	10/19/09	NYN	W	5-4 (11)	Santana	Aceves	1-2	44,911	2,568,960
59	10/20/09	NYN	L	1-10	Sabathia	Kazmir	1-3	45,160	2,614,120
60	10/22/09	NYN	W	7-6	Jepsen	Hughes	2-3	45,114	2,659,234
61	10/25/09	NYN	L	2-5	Pettitte	Saunders	2-4	50,173	2,712,436
(2014 ALDS vs. KANSAS CITY)									
62	10/2/14	KC	L	2-3 (11)	Duffy	Salas	0-1	45,321	2,704,555
63	10/3/14	KC	L	1-4 (11)	Finnegan	Jepsen	0-2	45,361	2,749,916
64	10/5/14	KC	L	3-8	Shields	Wilson	0-3	40,657	2,753,093

(27-37 in 64 all-time postseason games)

CLUB POSTSEASON

ANGELS IN THE POSTSEASON

ANGELS ALL-TIME HIGHS & LOWS

TEAM BATTING

Runs, Game, Angels	13	- Gm. 5, 2002 LCS (MIN)
Runs, Game, Opponents	16	- Gm. 5, 2002 WS (SF)
Runs, Inning, Angels	10	- Gm. 5, 2002 LCS (MIN)
Runs, Inning, Opponents	7	- Twice; last, Gm. 3, 2007 DS (BOS)
Hits, Game, Angels	19	- Gm. 3, 2005 DS (NYY)
Hits, Game, Opponents	16	- Gm. 5, 2002 WS (SF)
Extra-Base Hits, Game, Angels	7	- Gm. 3, 2005 DS (NYY)
Extra-Base Hits, Game, Opponents	7	- Gm. 5, 2002 WS (SF)
Home Runs, Game, Angels	4	- Twice; last, Gm. 3, 2002 WS (SF)
Home Runs, Game, Opponents	4	- 3 times; last, Gm. 3, 2009 LCS (NYY)
Singles, Game, Angels	15	- Gm. 5, 2002 LCS (MIN)
Singles, Game, Opponents	14	- Gm. 6, 1986 LCS (BOS)
Doubles, Game, Angels	5	- Gm. 3, 2002 DS (NYY)
Doubles, Game, Opponents	4	- 5 times; last, Gm. 4, 2009 LCS (NYY)
Triples, Game, Angels	2	- Gm. 3, 2005 DS (NYY)
Triples, Game, Opponents	1	- Several times
Left on Base, Angels	16	- Gm. 2, 2009 LCS (NYY) & Gm. 3, 2008 DS (BOS)
Left on Base, Opponents	12	- Gm. 2, 2009 LCS (NYY)
Stolen Bases, Game, Angels	5	- Gm. 2, 2007 DS (BOS)
Stolen Bases, Game, Opponents	3	- Gm. 2, 2014 DS (KC) & Gm. 4, 2005 LCS (CWS)

TEAM FIELDING

Double Plays, Game, Angels	4	- Gm. 1, 2002 DS (NYY)
Double Plays, Game, Opponents	3	- Twice; last, Gm. 4, 2002 WS (SF)
Errors, Game, Angels	3	- 4 times; last, Gm. 1, 2009 LCS (BOS)
Errors, Game, Opponents	4	- Gm. 5, 1982 LCS (MIL)

TEAM PITCHING

Strikeouts, Game, Angels	13	- Twice; last, Gm. 3, 2009 LCS (NYY)
Strikeouts, Game, Opponents	12	- Gm. 3, 2008 DS (BOS)
Base on Balls, Game, Angels	9	- 3 times; last, Gm. 6, 2009 LCS (NYY)
Base on Balls, Game, Opponents	8	- Gm. 3, 2002 WS (SF)

INDIVIDUAL HITTING

At-Bats, Game	7	- Guerrero, Gm. 2, 2009 LCS (NYY) & Figgins, Gm. 3, 2008 DS (BOS)
Runs, Game	3	- Several players
Hits, Game	4	- 3 times; last, Anderson, Gm. 3, 2005 DS (NYY)
Doubles, Game	2	- Several players
Triples, Game	1	- Several players
Home Runs, Game	3	- Kennedy, Gm. 5, 2002 LCS (CWS)
Grand Slams	1	- Guerrero, Gm. 3, 2004 DS (BOS) & Baylor, Gm. 4, 1982 LCS (MIL)
RBI, Game	5	- 3 times; last, Anderson, Gm. 3, 2005 DS (NYY)
Base on Balls, Game	4	- Abreu, Gm. 1, 2009 DS (BOS)
Sac Bunts, Game	2	- R. Jones, Gm. 4, 1986 LCS (BOS)
Strikeouts, Game	4	- Aybar, Gm. 1, 2014 DS (KC)
		- Kendrick, Gm. 2, 2008 DS (BOS)

INDIVIDUAL PITCHING

Innings Pitched	9	- 3 times (3 CG); last, Gm. 1, 1986 LCS (BOS)
Strikeouts, Game	8	- Ryan, Gm. 1, 1979 LCS (BAL) & Kison, Gm. 2, 1982 LCS (MIL)
Base on Balls, Game	5	- 6 times; last, Saunders, Gm. 6, 2009 LCS (NYY)
Earned Runs Allowed, Game	6	- Twice; last, Washburn, Gm. 5, 2002 WS (SF)
Hits Allowed, Game	10	- Twice; last, Ortiz, Gm. 2, 2002 LCS (MIN)
Home Runs Allowed, Game	3	- 4 times; last, Weaver, Gm. 3, 2009 LCS (NYY)

TEAM MISCELLANEOUS

Longest Game, Innings	13	- Gm. 2, 2009 LCS (NYY)
Largest Margin, Victory	8	- Gm. 5, 2002 LCS (MIN)
Largest Margin, Loss	12	- Gm. 5, 2002 WS (SF)
Largest Crowd, Home	64,406	- Gm. 1, 1982 LCS (MIL)
Largest Crowd, Home (since '98 renovation)	45,361	- Gm. 2, 2014 DS (KC)
Smallest Crowd, Home	43,199	- Gm. 3 & 4, 1979 LCS
Largest Crowd, Road	56,710	- Gm. 1, 2002 DS (NYY)
Smallest Crowd, Road	32,786	- Gm. 2, 1986 LCS (BOS)

CLUB POSTSEASON



ANGELS IN THE POSTSEASON

ANGELS CAREER LEADERS

BATTING (MINIMUM OF 25 AT-BATS)

BATTING AVERAGE

.368 (14/38)	Bob Boone	1982, 1986
.347 (25/72)	Troy Glaus	2002, 2004
.346 (9/26)	Gary Pettis	1986
.339 (40/118)	Darin Erstad	2002, 2004, 2005
.327 (18/55)	Scott Spiezio	2002
.314 (16/51)	Torii Hunter	2008-09
.308 (24/78)	Adam Kennedy	2002, 2005
.300 (24/80)	David Eckstein	2002, 2004

AT-BATS

147	Garret Anderson	2002, 2004-05, 2007-08
122	Chone Figgins	2002, 2004-05, 2007-09
118	Darin Erstad	2002, 2004, 2005
112	Vladimir Guerrero	2004-05, 2007-09
91	Bengie Molina	2002, 2004, 2005
80	David Eckstein	2002, 2004
72	Troy Glaus	2002, 2004

HITS

40	Darin Erstad	2002, 2004, 2005
36	Garret Anderson	2002, 2004-05, 2007-08
32	Vladimir Guerrero	2004-05, 2007-09
25	Troy Glaus	2002, 2004
24	Bengie Molina	2002, 2004, 2005
24	Adam Kennedy	2002, 2005
24	David Eckstein	2002, 2004
21	Chone Figgins	2002, 2004-05, 2007-09
18	Scott Spiezio	2002

PITCHING (MINIMUM OF 10 IP)

WINS

5	Francisco Rodriguez	2002, 2004-05, 2007-08
3	John Lackey	2002, 2004-05, 2007-09
2	Jered Weaver	2007-09, 2014
2	Ervin Santana	2005, 2007-09
2	Ramon Ortiz	2002, 2004
1	13 players tied	

LOSSES

4	Francisco Rodriguez	2002, 2004-05, 2007-08
4	John Lackey	2002, 2004-05, 2007-09
3	Jarrod Washburn	2002, 2004
2	Ervin Santana	2005, 2007-09
2	Scot Shields	2002, 2004-05, 2007-08
2	Kelvim Escobar	2004, 2005, 2007
2	Kirk McCaskill	1986

INNINGS PITCHED

78.0	John Lackey	2002, 2004-05, 2007-09
36.2	Jarrod Washburn	2002, 2004, 2005
31.2	Francisco Rodriguez	2002, 2004-05, 2007-08
27.2	Jered Weaver	2007-09, 2014
25.1	Scot Shields	2002, 2004-05, 2007-08
23.0	Ervin Santana	2005, 2007-09
21.2	Kevin Appier	2002
20.2	Jered Weaver	2007-09
20.2	Mike Witt	1982, 1986

HOME RUNS

9	Troy Glaus	2002, 2004
5	Garret Anderson	2002, 2004-05, 2007-08
4	Adam Kennedy	2002, 2005
4	Tim Salmon	2002
3	Bengie Molina	2002, 2004, 2005
3	Darin Erstad	2002, 2004, 2005
3	Scott Spiezio	2002

RUNS

18	Darin Erstad	2002, 2004, 2005
18	Troy Glaus	2002, 2004
17	Garret Anderson	2002, 2004-05, 2007-08
13	Adam Kennedy	2002, 2005
13	Vladimir Guerrero	2004-05, 2007-09
13	Chone Figgins	2002, 2004-05, 2007-09

DOUBLES

9	Darin Erstad	2002, 2004, 2005
6	Garret Anderson	2002, 2004-05, 2007-08
5	Jeff Mathis	2007-09
5	Chone Figgins	2002, 2004-05, 2007-09
5	Troy Glaus	2002, 2004
5	Doug DeCinces	1982, 1986

RUNS BATTED IN

22	Garret Anderson	2002, 2004-05, 2007-08
19	Scott Spiezio	2002
16	Troy Glaus	2002, 2004
14	Vladimir Guerrero	2004-05, 2007-09
13	Adam Kennedy	2002, 2005

GAMES

21	Francisco Rodriguez	2002, 2004-05, 2007-08
17	Scot Shields	2002, 2004-05, 2007-08
17	Brendan Donnelly	2002, 2004, 2005
14	John Lackey	2002, 2004-05, 2007-08
9	Troy Percival	2002, 2004
9	Ben Weber	2002

ERA

0.84 (10.2 IP/1 ER)	John Candelaria	1986
1.93 (14 IP/3 ER)	Bruce Kison	1982
2.60 (27.2 IP/8 ER)	Jered Weaver	2007-09, 2014
3.05 (20.2 IP/7 ER)	Mike Witt	1982, 1986
3.12 (78 IP/27 ER)	John Lackey	2002, 2004-05, 2007-09
3.13 (31.2 IP/11 ER)	F. Rodriguez	2002, 2004-05, 2007-08
3.20 (25.1 IP/9 ER)	Scot Shields	2002, 2004-05, 2007-08

STRIKEOUTS

53	John Lackey	2002, 2004-05, 2007-09
41	Francisco Rodriguez	2002, 2004-05, 2007-08
28	Jered Weaver	2007-09, 2014
25	Scot Shields	2002, 2004-05, 2007-08
24	Kelvim Escobar	2004, 2005, 2007
23	Brendan Donnelly	2002, 2004, 2005

SAVES

7	Troy Percival	2002, 2004
3	Brian Fuentes	2009
3	Francisco Rodriguez	2002, 2004-05, 2007-08
1	Donnie Moore	1986



CLUB HISTORY





In the winter of 1960, Gene Autry attended the American League expansion meeting in St. Louis seeking radio rights for his Golden West Broadcasting firm. On Dec. 6, 1960 he returned as Owner and Chairman of the Board of the expansion Los Angeles Angels.

Following is a chronological look at the beginning of the Los Angeles Angels:

1960

- Dec. 6** — At St. Louis, MO, the expansion Los Angeles Angels is awarded to Gene Autry, Robert O. Reynolds, Paul A. O'Bryan and associates.
- Dec. 8** — Fred Haney is named General Manager.
- Dec. 12** — Bill Rigney is named Field Manager.
- Dec. 14** — Haney and Rigney selected 28 players from the American League player pool at a meeting in Boston... Total cost: \$2,150,000 including two minor league draft picks...First player drafted is pitcher Eli Grba.
- Dec. 16** — Palm Springs, CA announced as Spring Training site.

1961

- Jan. 14** — Leonard K. Firestone becomes part owner and Vice President of the Angels.
- Jan. 24** — Angels announce signing of first two players - outfielders Bob Cerv and Albie Pearson.
- Feb. 6** — Angels hold first public tryout camp at Sawtelle Hospital...Over 300 prospects attend tryout...Six players are signed.
- Feb. 24** — Angels open spring training camp in Palm Springs.
- Mar. 11** — Angels defeat Chicago Cubs in first exhibition game, 8-3, before an overflow crowd at the Polo Grounds in Palm Springs...Club also wins second game on Mar. 12, 12-5.
- Apr. 11** — Behind the strong pitching of Eli Grba and power of Ted Kluszewski, the Angels rolled to a 7-2 victory in their first American League regular season game. Grba went the distance, allowing one earned run on six hits. Kluszewski hit a pair of home runs and collected five RBI. The Angels scored all seven runs in the first two frames, three in the first inning on back-to-back home runs by Kluszewski and Bob Cerv.

The Angels finished the 1961 season with a 70-91 record. The club's .435 winning percentage established and still stands as the best of any expansion team in Major League history.

The Angels played at Wrigley Field in Los Angeles in 1961, then moved to Chavez Ravine (now Dodger Stadium) in 1962 and remained there through the 1965 season. In 1966, the franchise moved south to Anaheim and played 32 seasons at Anaheim Stadium. The club opened the 1997 season as the Anaheim Angels and began play at Edison Field in 1998. Prior to the 2004 season the stadium name was changed to Angel Stadium of Anaheim. On Jan. 3, 2005 the official name of the franchise was changed to the Los Angeles Angels of Anaheim.

ANGELS ORIGINAL PLAYER DRAFT

The Angels drafted a total of 28 players from the existing American League clubs on Dec. 14, 1960. Owners of the new Los Angeles and Washington clubs as well as their recently appointed front offices and field bosses — General Manager Fred Haney and Manager Bill Rigney of the Angels and General Manager Ed Doherty and Manager Mickey Vernon of the Senators — attended the session held in the league offices.

A price of \$75,000 was set on the players to be picked and both of the new clubs were required to select 28. The players were picked by categories, starting with pitchers, then catchers, infielders and outfielders. A toss of the coin determined which club had first choice in each group, and then they alternated. Haney won the toss for three positions — all but for outfielders. Besides the 28 regular selections by both clubs, Los Angeles bought two players from the special minor league pool at \$25,000 apiece and Washington grabbed three. Thus, the Angels paid \$2,150,000 for their 30 players and the Senators shelled out \$2,175,000 for their 31 players in the unprecedented distribution.

Following is the order in which the Angels players were selected:

NOTE: Following the selections, Wilson notified the Angels and Cleveland that he intended to retire from the game. As a result, his selection was canceled several weeks later and the Indians sent pitcher Ted Bowsfield to the Angels as a replacement.

- | | |
|------------------------------|---|
| 1. Eli Grba, p, NY | 17. Jim Fregosi, inf, BOS |
| 2. Jerry Casale, p, BOS | 18. Bob Cerv, of, NY |
| 3. Duke Maas, p, NY | 19. Ken Hunt, of, NY |
| 4. Tex Clevenger, p, MIN | 20. Jim McAnany, of, CHI |
| 5. Bob Sprout, p, DET | 21. Earl Averill, c, CHI |
| 6. Audrey Gatewood, p, DET | 22. Faye Throneberry, of, MIN |
| 7. Ken McBride, p, CHI | 23. Ted Kluszewski, inf, CHI |
| 8. Ned Garver, p, KC | 24. Don Ross, inf, BAL |
| 9. Ron Moeller, p, BAL | 25. Julio Becquer, inf, MIN |
| 10. Bob Davis, p, KC | 26. Dean Chance, p, BAL |
| 11. Ed Sadowski, c, BOS | 27. Fred Newman, p, BOS |
| 12. Bob Rodgers, c, DET | 28. Bob Wilson, c, CLE |
| 13. Ed Yost, inf, DET | 29. Steve Bilko, 1b, DET from Denver |
| 14. Ken Aspromonte, inf, CLE | 30. Albie Pearson, of, BAL from Rochester |
| 15. Ken Hamlin, inf, KC | |
| 16. Gene Leek, inf, CLE | |



CLUB HISTORY

LA ANGELS INAUGURAL GAME

APR. 11, 1961

	1	2	3	4	5	6	7	8	9	R	H	E	LOB
LOS ANGELES	3	4	0	0	0	0	0	0	0	7	6	3	3
BALTIMORE	0	1	1	0	0	0	0	0	0	2	6	0	8

E: Los Angeles - Brickell 2, Aspromonte DP: Los Angeles - 1 Baltimore - 1

2B: B. Robinson HR: Kluszewski 2, Cerv

S: Rice, Grba GDP: B. Robinson, Brickell

LOS ANGELES	WLS	IP	H	R	ER	HR	BB	SO	HB	WP	BK
Grba	W	9	6	2	1	0	4	5	0	1	0

BALTIMORE	WLS	IP	H	R	ER	HR	BB	SO	HB	WP	BK
Pappas	L	1.2	3	6	6	2	4	1	0	0	0
Papa	—	.1	1	1	1	1	0	1	0	0	0
Stock	—	2	1	0	0	0	0	1	1	0	0
Hoefl	—	3	1	0	0	0	0	3	0	0	0
Wilhelm	—	2	0	0	0	0	0	0	0	0	0

HB: Hunt (by Stock)

TIME: 2:33

PB: Triandos
ATTENDANCE: 37,352

UMPIRES: Stevens, Rice, Napp, Schwartz

LOS ANGELES	AB	R	H	BI	BALTIMORE	AB	R	H	BI
Yost, 3b	4	0	0	0	Brandt, cf	5	1	2	0
Aspromonte, 2b	4	1	1	0	Snyder, rf	3	0	1	0
Pearson, rf	3	2	1	1	B. Robinson, 3b	4	0	1	0
Kluszewski, 1b	4	2	2	5	Gentile, 1b	4	1	1	0
Becquer, 1b	0	0	0	0	Triandos, c	4	0	0	0
Cerv, lf	4	1	1	1	Hansen, ss	4	0	0	0
Johnson, lf	0	0	0	0	Stephens, lf	2	0	1	0
Hunt, cf	2	0	0	0	Breeding, 2b	4	0	0	0
Brickell, ss	4	0	1	0	Pappas, p	0	0	0	0
Rice, c	2	0	0	0	Papa, p	0	0	0	0
Grba, p	3	1	0	0	Phillely, ph	1	0	0	0
TOTALS	30	7	6	7	Stock, p	0	0	0	0
					E. Robinson, ph	1	0	0	0
					Hoefl, p	0	0	0	0
					Essegian, ph	1	0	0	0
					Wilhelm, p	0	0	0	0
					Zupo, ph	0	0	0	0
					TOTALS	33	2	6	0

1961 LOS ANGELES ANGELS' FIRSTS

TEAM

GAME - Apr. 11 at Baltimore (7-2 win)
PLATE UMPIRE - Johnny Stevens, Apr. 11 at Baltimore
GAME TIME - 2:33, Apr. 11 at Baltimore
WIN - Apr. 11 at Baltimore (7-2)
HOME GAME - Apr. 27 vs. Minnesota (4-2 loss)
HOME WIN - Apr. 28 vs. Minnesota (6-5; 12 inn.)
LOSS - Apr. 15 at Boston (3-0)
SERIES WIN - Apr. 27-29 vs. Minnesota (2-1)
ROAD SERIES WIN - June 5-7 at Baltimore (3-1)
SERIES SWEEP - July 3-4 vs. Kansas City (3-0)
ROAD SERIES SWEEP - July 5-6 at Minnesota (2-0)
HOMESTAND WIN - Apr. 27 - May 10 (8-6)
EXTRA INNING GAME - Apr. 23 at Detroit (3-5; 12 inn.)
EXTRA INNING WIN - Apr. 28 vs. Minnesota (6-5; 12 inn.)
COMPLETE GAME - Eli Grba, Apr. 11 at Baltimore (7-2 win)
COMPLETE GAME (against) - Ike Delock, Apr. 15 at Boston (3-0 win)
SHUTOUT - May 23 vs. Cleveland (9-0; Ken McBride, 3-hitter)
SHUTOUT (against) - Apr. 15 at Boston (3-0; Ike Delock, 4-hitter)
LAST AT-BAT WIN - Apr. 28 vs. Minnesota (6-5; 2-runs in 12th)
DOUBLEHEADER - Apr. 20 at New York (lost 7-5 & 4-2)
HOME DOUBLEHEADER - Apr. 30 vs. Kansas City (split; 6-4 & 2-3)
DOUBLEHEADER SWEEP - May 19 vs. Chicago (won 4-3 & 5-3)
EJECTION - Ed Yost, Apr. 15 at Boston (8th inn. by plate umpire Jim Honochick)

BATTERS

BATTER - Ed Yost, Apr. 11 at Baltimore (pop-out to shortstop)
FIRST PITCH - Strike by Milt Pappas to Ed Yost, Apr. 11 at Baltimore
BASERUNNER - Albie Pearson, Apr. 11 at Baltimore (1st inn., walk)
HIT - Ted Kluszewski, Apr. 11 at Baltimore (1st inn., 2-run HR)
RUN - Albie Pearson, Apr. 11 at Baltimore (1st inn., scored on 2-run HR)
RBI - Ted Kluszewski, Apr. 11 at Baltimore (1st inn., 2-run HR)
EXTRA BASE HIT - Ted Kluszewski, Apr. 11 at Baltimore (1st inn., scored on 2-run HR)
SINGLE - Albie Pearson, Apr. 11 at Baltimore (2nd inn. to center)
BUNT SINGLE - Albie Pearson, Apr. 15 at Boston (6th inn.)
DOUBLE - Ken Hunt, Apr. 17 at Boston (3rd inn.)
TRIPLE - Ken Hunt, Apr. 20 at New York (8th inn., 2nd game)
HOME RUN - Ted Kluszewski, Apr. 11 at Baltimore (1st inn., 2-run, Milt Pappas)
SOLO HOME RUN - Bob Cerv, Apr. 11 at Baltimore (1st inn., Milt Pappas)
TWO-RUN HOME RUN - Ted Kluszewski, Apr. 11 at Baltimore (1st inn., Milt Pappas)
THREE-RUN HOME RUN - Ted Kluszewski, Apr. 11 at Baltimore (2nd inn., John Papa)
GRAND SLAM HOME RUN - Lee Thomas, June 6 at Baltimore (2nd inn., Milt Pappas)
GRAND SLAM HOME RUN AT HOME - George Thomas, Sept. 9 vs. Chicago (5th inn., Frank Baumann)
PINCH-HIT HOME RUN - Albie Pearson, Apr. 17 at Boston (9th inn., Mike Fomieleles)

HOME RUN BY A PITCHER - Jerry Casale, May 9 vs. Boston (2nd inn., Ike Delock)
TWO-HOME RUN GAME - Ted Kluszewski, Apr. 11 at Baltimore (Milt Pappas), John Papa
THREE-HOME RUN GAME - Lee Thomas, Sept. 5 at Kansas City (Lew Krausse, Ed Rakow, Bill Fischer)
BACK-TO-BACK HOME RUNS - Ted Kluszewski & Bob Cerv, Apr. 11 at Baltimore (1st inn., Milt Pappas)
PINCH-HITTER - Faye Throneberry, Apr. 15 at Boston (7th inn., groundout to 2B)
PINCH-HIT - Steve Bilko, Apr. 17 at Boston (7th inn., double)
STOLEN BASE - Ken Hunt, Apr. 20 at New York (2nd game)
WALK - Albie Pearson, Apr. 11 at Baltimore (1st inn.)
STRIKEOUT - Ken Aspromonte, Apr. 11 at Baltimore (1st inn.)
SACRIFICE - Del Rice, Apr. 11 at Baltimore (6th inn., 1-3)
SACRIFICE FLY - Earl Averill, Apr. 30 vs. Kansas City (2nd game)
HIT BY PITCH - Kent Hunt, Apr. 11 at Baltimore (3rd inn., Wes Stock)
GROUNDOUT INTO DOUBLE PLAY - Fritz Brickell, Apr. 11 at Baltimore (3rd inn., 5-4-3)
PUTDOWN - Fritz Brickell, Apr. 11 at Baltimore (force out - Aspromonte to Brickell; batter - Russ Snyder; runner - Jackie Brandt)
ASSIST - Ken Aspromonte, Apr. 11 at Baltimore (force out - Aspromonte to Brickell; batter - Snyder; runner - Jackie Brandt)
ERROR - Fritz Brickell, Apr. 11 at Baltimore (2nd inn. ground ball hit by Marv Breeding)

PITCHERS

PITCHER - Eli Grba, Apr. 11 at Baltimore (7-2 win)
FIRST PITCH - Strike by Eli Grba to Jackie Brandt, Apr. 11 at Baltimore
WINNING PITCHER - Eli Grba, Apr. 11 at Baltimore (7-2 score)
LOSING PITCHER - Jerry Casale, Apr. 15 at Boston (3-0 score)
SAVE - Tom Morgan, Apr. 30 vs. Kansas City, 1st game (1 IP)
HIT - Jackie Brandt, Apr. 11 at Baltimore (1st inn., single to left; Eli Grba)
DOUBLE - Brooks Robinson, Apr. 11 at Baltimore (5th inn. to center; Eli Grba)
TRIPLE - Carl Yastrzemski, Apr. 15 at Boston (3rd inn.; Jerry Casale)
HOME RUN - Gary Geiger, Apr. 17 at Boston (7th inn., Tom Morgan)
RUN - Jim Gentile, Apr. 11 at Baltimore (2nd inn., scored on error)
WALK - Gene Stephens, Apr. 11 at Baltimore (2nd inn. Eli Grba)
STRIKEOUT - Jackie Brandt, Apr. 11 at Baltimore (5th inn.; Eli Grba)
HIT BATTER - Jerry Adair, May 2 vs. Baltimore (5th inn., Ted Bowsfield)
WILD PITCH - Eli Grba, Apr. 11 at Baltimore (6th inn.)

CLUB HISTORY



CLUB HISTORY

YEAR BY YEAR RECORD/STANDINGS

Year	Pos.	W	L	Pct.	GA/GB	Manager	Home	Away
1961	8	70	91	.435	-38 1/2	Bill Rigney	46-36	24-55-1
1962	3	86	76	.531	-10	Bill Rigney	40-41	46-35
1963	9	70	91	.435	-34	Bill Rigney	39-42	31-49
1964	5	82	80	.506	-17	Bill Rigney	45-36	37-44
1965	7	75	87	.463	-27	Bill Rigney	46-34	29-53
1966	6	80	82	.494	-18	Bill Rigney	42-39	38-43
1967	8	84	77	.522	-7 1/2	Bill Rigney	53-30	31-47
1968	8	67	95	.414	-36	Bill Rigney	32-49	35-46
1969	3	71	91	.438	-26	Bill Rigney (11-28) Lefty Phillips (60-63)	43-38	28-53-1
1970	3	86	76	.531	-12	Lefty Phillips	43-38	43-38
1971	4	76	86	.469	-25 1/2	Lefty Phillips	35-46	41-40
1972★	5	75	80	.484	-18	Del Rice	44-46	31-44
1973	4	79	83	.488	-15	Bob Winkles	43-38	36-45
1974	6	68	94	.420	-22	Bob Winkles (30-44) +Dick Williams (36-48)	36-45	32-49-1
1975	6	72	89	.447	-25 1/2	Dick Williams	35-46	37-43
1976	T4	76	86	.469	-14	Dick Williams (39-57) Norm Sherry (37-29)	38-43	38-43
1977	5	74	88	.457	-28	Norm Sherry (39-42) Dave Garcia (35-46)	39-42	35-46
1978	T2	87	75	.537	-5	Dave Garcia (25-20) Jim Fregosi (62-55)	50-31	37-44
1979	1	88	74	.543	+3	Jim Fregosi	49-32	39-42
1980	6	65	95	.406	-32	Jim Fregosi	30-51	35-44
1981★	5	51	59	.464	-13 1/2	Jim Fregosi (22-25) Gene Mauch (29-34)	26-28	25-31
1982	1	93	69	.574	+3	Gene Mauch	52-29	41-40
1983	T5	70	92	.432	-29	John McNamara	35-46	35-46
1984	T2	81	81	.500	-3	John McNamara	37-44	44-37
1985	2	90	72	.549	-1	Gene Mauch	49-30	41-42
1986	1	92	70	.568	+5	Gene Mauch	50-32	42-38
1987	T6	75	87	.463	-10	Gene Mauch	38-43	37-44
1988	4	75	87	.463	-29	++Cookie Rojas (75-79)	35-46	40-41
1989	3	91	71	.562	-8	Doug Rader	52-29	39-42
1990	4	80	82	.494	-23	Doug Rader	42-39	38-43
1991	7	81	81	.500	-14	Doug Rader (61-63) Buck Rodgers (20-18)	40-41	41-40
1992	T5	72	90	.444	-24	+++Buck Rodgers (33-40)	41-40	31-50
1993	T5	71	91	.438	-23	Buck Rodgers	44-37	27-54
1994★	4	47	68	.409	-5 1/2	Buck Rodgers (16-23) +++Marcel Lachemann (30-44)	23-40	24-28
1995★	2	78	67	.538	-1	Marcel Lachemann	39-33	39-34
1996	4	70	91	.435	-19 1/2	++++Marcel Lachemann (52-59)	43-38	27-53
1997	2	84	78	.519	-6	Terry Collins	46-36	38-42
1998	2	85	77	.525	-3	+++++Terry Collins (79-75)	42-39	43-38
1999	4	70	92	.432	-25	+++++Terry Collins (51-82)	37-44	33-48
2000	3	82	80	.506	-9 1/2	Mike Scioscia	46-35	36-45
2001	3	75	87	.463	-41	Mike Scioscia	39-42	36-45
2002y\$	2	99	63	.611	-4	Mike Scioscia	54-27	45-36
2003	3	77	85	.475	-19	Mike Scioscia	45-37	32-48
2004	1	92	70	.569	+1	Mike Scioscia	45-36	47-34
2005	1	95	67	.586	+7	Mike Scioscia	49-32	46-35
2006	2	89	73	.549	-4	Mike Scioscia	45-36	44-37
2007	1	94	68	.580	+6	Mike Scioscia	54-27	40-41
2008	1	100	62	.617	+21	Mike Scioscia	50-31	50-31
2009	1	97	65	.599	+10	Mike Scioscia	49-32	48-33
2010	3	80	82	.494	-10	Mike Scioscia	43-38	37-44
2011	2	86	76	.531	-10	Mike Scioscia	45-36	41-40
2012	3	89	73	.549	-5	Mike Scioscia	46-35	43-38
2013	3	78	84	.481	-18	Mike Scioscia	39-42	39-42
2014	1	98	64	.605	+10	Mike Scioscia	52-29	46-35
2015	3	85	77	.525	-3	Mike Scioscia	49-32	36-45
2016	4	74	88	.457	-21	Mike Scioscia	40-41	34-47
2017	2	80	82	.494	-21	Mike Scioscia	43-38	38-43
2018	4	80	82	.494	-23	Mike Scioscia	42-39	37-44
2019	4	72	90	.444	-35	Brad Ausmus	38-43	34-47
2020★	4	26	34	.433	-10	Joe Maddon	16-15	10-19
2021	4	77	85	.475	-18	Joe Maddon	40-42	37-43
2022	3	73	89	.451	-33	Joe Maddon (27-29) Phil Nevin (46-60)	15-14 25-27	12-15 21-33
Totals*		4885	4927	.498		19 Managers	2608-2313	2277-2614-3

*Tied three times in club history (6/8/61 @ Boston in 11 inn.; 9/12/69 @ Seattle in 10 inn.; 4/7/74 @ Chicago White Sox in 10 inn.)

\$ World Series Champions
BOLD A.L. West Division Champions

y Wild Card Entrant

- ++ Totals do not include 2-2 under interim manager Whitey Herzog.
- +++ Totals do not include 0-8 under interim manager Moose Stubing.
- ++++ Totals do not include 36-49 under interim manager John Wathan or 3-1 under interim manager Marcel Lachemann.
- +++++ Totals do not include 1-1 under interim manager Bobby Knoop.
- +++++ Totals do not include 10-18 under interim manager John McNamara or 8-14 under interim manager Joe Maddon.
- +++++ Totals do not include 6-2 under interim manager Joe Maddon.
- +++++ Totals do not include 19-10 under interim manager Joe Maddon.

★ Shortened seasons; due to work stoppages: Apr. 1-13, 1972, June 12-July 30, 1981, Aug. 12, 1994-remainder of season, Apr. 2-24, 1995...2020 season (60 games) began July 24, 2020 following suspension of operations due to COVID-19 pandemic.

CLUB HISTORY

ALL-TIME ROSTER

Includes every player who has been in at least one Major League game with the Angels since 1961

BLUE: Indicates current players in organization RED: Indicates Angels Hall of Famer BATTING KEY: * - Right, * - Left, * - Switch

^ - Interim manager

MANAGERS (22)

AUSMUS, Brad (19)
COLLINS, Terry (79-99)
FREGOSI, Jim (78-81)
GARCIA, Dave (77-78)
HERZOG, Whitey (74)*
KNOOP, Bobby (94)*
LACHEMANN, Marcel (92*, 94-96)
MADDON, Joe (96*, 98*, 99*, 20-22)
MAUCH, Gene (81-82, 85-87)
McNAMARA, John (83-84, 96*)
NEVIN, Phil (22)*
PHILLIPS, Lefty (69-71)
RADER, Doug (89-91)
RICE, Del (72)
RIGNEY, Bill (61-69)
RODGERS, Buck (91-94)
ROJAS, Cookie (88)
SCIOSCIA, Mike (00-18)
SHERRY, Norm (76-77)
STUBING, Moose (88)*
WATHAN, John (92-93)*
WILLIAMS, Dick (74-76)
WINKLES, Bob (73-74)

COACHES (94)

ADAIR, Jerry (75)
BAILEY, Andrew (19)
BAYLOR, Don (14-15)
BLACK, Bud (00-06)
BOWA, Larry (97-99)
BRIDGES, Rocky (62-63, 68-71)
BURLISON, Rick (95-96)
BUTCHER, Mike (06-15)
BUTTERFIELD, Brian (20-21)
CALLAWAY, Mickey (20)
CAREW, Rod (92-99)
CHIT, Tom (21-22)
CLEAR, Bob (76-87)
COLEMAN, Joe (87-90, 96-99)
COUCHE, Mike (96)
CRANDALL, Del (77)
DARSICINA, Gary (14-16)
DOWN, Rick (87-88)
EBEL, Dino (06-18)
ELLIOTT, Bob (61)
EPHARD, Jim (12-13)
ETCHEBARREN, Andy (77)
FELICIANO, Jesús (19-20)
GALLEGO, Mike (19-22)
GARCIA, Dave (77)
GARKO, Ryan (20-21)
GIL, Benji (22-)
GOMEZ, Preston (81-84)
GRIFFIN, Alfredo (00-18)
GRISSON, Marv (61-66, 69, 77-78)
HANSEN, Dave (14-17)
HAUSELMAN, Bill (22-)
HATCHER, Mickey (00-12)
HEFFNER, Don (67-68)
HENDRICK, George (98-99)
HERMAN, Billy (67)
HERNANDEZ, Chuck (92-96)
HERZOG, Whitey (74-75)
HINES, Bruce (91, 21)
HINSKE, Eric (18)
HOSCHET, Vern (76)
JOHNSON, Deron (79-80, 89-92)
KNOOP, Bobby (79-96)
KOENIG, Fred (70-71)
KRESS, Red (61)
LACHEMANN, Bill (95-96)
LACHEMANN, Marcel (84-92, 97-98)
LEMON, Bob (67-68)
LOWREY, Peanuts (72)
MACHA, Ken (92-94)
MADDON, Joe (94-05)
MALLEE, John (20-22)
MARTIN, Matt (19)
MASHORE, Damon (22-)
McDERMOTT, Mickey (68)
McNAMARA, John (78)
MERCADO, Orlando (03-10)

MOLINA, Jose (19-21)
MONTGOMERY, Ray (22-)
MORGAN, Tom (72-74, 81-83)
MUFFETT, Billy (74-77)
NAVY, Charles (16-18)
NEVIN, Phil (22)
OLIVERAS, Max (94)
PAEPKE, Jack (61-66)
PARKER, Dave (97)
PARKER, Salty (64-66, 73-74)
PAUL, John (18-19)
PICCIOLLO, Rob (11-13)
POLE, Dick (99)
RADINSKY, Scott (16-18)
RAMOS, Bobby (00-02)
REBERGER, Frank (91)
REED, Jerry (19-22)
REES, Jimmie (72-94)
REISER, Peter (70-71)
RESINGER, Grover (75-76)
RICE, Del (62-66)
ROARKE, Mike (67-69)
ROBINSON, Frank (77)*
RODRIGUEZ, Eddie (96)
ROENIGKE, Ron (00-10, 16-17)
ROSEBORO, John (72-74)
SHERRY, Larry (79-80)
SHERRY, Norm (70-71, 76)
SKINNER, Bob (78)
SOLIZ, Steve (11-18)
SORRENTO, Paul (15-22)
STUBING, Moose (85-90)
WATHAN, John (92-93)
WHITE, Doug (19)
WISE, Matt (20-)
WOOTEN, Shawn (19)
WINKLES, Bob (72)

ASPRONONTE, Ken, 2B (61#)
AVERILL, Earl, OF/C (61-62)
AYBAR, Erick, INF (06-15)
AZCUE, Joe, C (69-70, 72#)
-B-
BAHNSEN, Stan, RHP (82)
BAILES, Scott, LHP (90-92)
BAILEY, Andrew, RHP (16-17)
BALAZ, Ed, C/INF (66)*
BALAZ, John, OF/DH (74-75#)
BANDY, Jett, C (15-16#)
BANNISTER, Floyd, LHP (91)*
BARBER, Steve, LHP (72-73)
BARD, Luke, RHP (18-21)
BARLOW, Mike, INF (77-79#)
BARNES, Jacob, RHP (20)
BARNES, Larry, INF (01)*
BARR, Jim, RHP (79-80)
BARRACLOUGH, Kyle, RHP (22-21)
BARRAGE, Franklin, INF (20-21)
BARRIA, Jaime, RHP (18-)
BAGGHMAN, Justin, INF (98, 00#)



Don Baylor

BAYLOR, Don, OF/DH (77-82)*
BEASLEY, Chris, RHP (91)
BECKHAM, Gordon, INF (14#)
BEQUER, Julio, INF (61)*
BEDROSIAN, Cam, RHP (14-20)
BELCHER, Tim, RHP (99-00)
BELLINSKY, Bo, LHP (62-64)
BELL, Trevor, RHP (09-12)
BELLINGER, Clay, INF/OF (02#)
BEMBOM, Anthony, C (19-21)*
BENQUETT, Juan, OF/DH (81-85)
BENNETT, Dennis, LHP (68-85)
BENNETT, Erik, RHP (95)
BERGMAN, Dusty, LHP (04)
BERN, Ken, OF (71-73#)
BICHETTE, Dante, OF (88-90#)
BIELECKI, Mike, RHP (95)
BILKO, Steve, INF (61-62#)
BLANTON, Joe, RHP (13)
BLASH, Jabari, OF (18#)
BLATERIC, Steve, RHP (75)
BLUYEVEN, Bert, RHP (89-92)
BOCHTE, Bruce, C (74-77)*
BOESCH, Brennan, OF (14)*
BOLICK, Frank, INF (98-)
BONDS, Bobby, OF/DH (76-77#)
BOONE, Bob, C (82-88#)
BOOTECH, Chris, RHP (03, 05-08)
BORBON, Pedro, RHP (69)
BORDERS, Pat, C (95#)
BORLAND, Toby, RHP (01)
BOSHERS, Buddy, LHP (13)
BOSKIE, Shawn, RHP (95-96)
BOSLEY, Thad, OF (77, 88#)
BOSTOCK, Lyman, OF (78)*
BOTTENFIELD, Kent, RHP (00)
BOTTING, Ralph, LHP (79-80)
BOTZ, Bob, RHP (62)
BOUR, Justin, INF (19)*
BOURISIOS, Peter, OF (10-13, 19#)
BOVEE, Mike, RHP (97)
BOWSFIELD, Ted, LHP (61-62)
BRADLEY, Archie, RHP (22-)
BRADLEY, Tom, RHP (69-70)
BRADY, Brian, OF (89)*
BRANVAN, Russell, INF/DH (11)*

BRASIER, Ryan, RHP (13)
BRETT, Ken, LHP (77-78)
BREWER, Jim, LHP (75-76)
BRICEÑO, José, C (18, 20#)
BRICKELL, Fritz, INF (61#)
BRIDGES, Rocky, INF (61#)
BRIDWELL, Parker, RHP (17-18)
BRIGGS, Dan, INF (75-77)*
BROOKS, Bobby, OF (73#)
BROOKS, Hubie, OF/DH (92#)
BROWN, Curt, RHP (83)
BROWN, Matt, INF (07-08#)
BROWN, Mike, OF (83-85, 88#)
BROWN, Randy, C (69-70#)
BROWN, Steve, RHP (83-84)
BRUNANSKY, Tom, OF (81#)
BRUNET, George, LHP (64-69)
BRYDEN, T.R., RHP (86)
BUCHTER, Ryan, LHP (20)
BUCK, John, C (14#)
BUCKNER, Bill, INF/DH (87-88)*
BUCKNER, Billy, RHP (13)
BUDE, Ryan, C (07-10#)
BUICE, DeWayne, RHP (87-88)
BULGER, Jason, RHP (06-11)
BUNDY, Dylan, RHP (20-21)
BURDETTE, Lew, RHP (66-67)
BURGESS, Tom, INF/OF (62)*
BURGMAYER, Tom, LHP (68)
BURKE, Jamie, INF/C (01#)
BURKE, Leo, OF (61-62)
BURLESON, Rick, INF (81-86#)
BURNETT, Sean, LHP (13-14)
BUSS, Nick, OF (16#)
BUTCHER, Mike, RHP (92-95)
BUTERA, Drew, C (15, 21#)
BUTTREY, Ty, RHP (18-20)
BYRD, Paul, RHP (05)

-C-

CABRERA, Orlando, INF (05-07)
CADRETT, Greg, LHP (97-98)
CAHILL, Trevor, RHP (19)
CALHOUN, Kole, OF (12-19#)
CALLASPO, Alberto, INF (10-13+)
CALLAWAY, Mickey, RHP (02-03)
CAMPANA, Tony, OF (14)*
CAMPANERIS, Bert, INF (79-81)*
CANDELARIA, John, RHP (85-87)
CANNING, John, RHP (77-78)
CANNIERA, Griffin, RHP (19-)
CARDENAL, Jose, OF (65-67#)
CARDENAL, Leo, INF (72-73)
CAREW, Rod, INF (97-85)*
CARPENTER, David, RHP (12, 14)
CARRASCO, Hector, RHP (06-07)
CASSELL, Jerry, RHP (61)
CASVEVAH, Bobby, RHP (10-12)
CASTRO, Jason, C (20)
CAUSEY, Wayne, INF (68)*
CAUSEY, Bob, OF (61#)
CHACIN, Jhoulys, RHP (16#)
CHADWICK, Ray, RHP (86)
CHALK, Dave, INF (73-78#)
CHANCE, Bob, INF (69)*



Dean Chance

CHANCE, Dean, RHP (61-66)
CHATWOOD, Tyler, RHP (11)
CHAVEZ, Anthony, RHP (97)
CHAVEZ, Jesse, RHP (17, 22)

CHOI, Ji-Man, INF (16)*
CHRISTENSEN, Bruce, INF (71)*
CHRISTENSEN, Jason, LHP (05)
CIMINO, Pete, RHP (67-68)
CINOLLI, Gino, OF (65#)
CISCHKE, Steve, RHP (21)
CLARK, Bob, OF (79-83#)
CLARK, Rick, RHP (67-69, 71-72)
CLARK, Terry, RHP (88-89)
CLAUDIO, Alan, LHP (21)
CLEAR, Mark, RHP (79-80, 90)
CLEMENCE, Edward, OF (00#)
CLEMENS, Pat, LHP (85)
CLEVENGER, Tex, RHP (61)
CLUBURN, Stan, C (80#)
CLUBURN, Stewart, RHP (84-85, 88)
CLINTON, Lou, OF (64-65#)
COACHMAN, Pete, INF (90#)
COATES, Alex, RHP (65-67)
COBB, Alex, RHP (21)
COELLO, Robert, RHP (09#)
COLANGELO, Mike, OF (13#)
COLETTA, Chris, OF (19#)
COLE, Taylor, RHP (18-19)
COLLINS, Dave, OF/DH (75-76)+



Bartolo Colon

COLON, Bartolo, RHP (04-07)
CONGER, Hank, C (10-14)
CONIGLIARO, Tony, OF (71#)
CONSOLO, Billy, INF (62#)
COOK, Dennis, LHP (02)
COOK, Mike, RHP (86-88)
COOPER, Brian, RHP (99-01)
CORBETT, Douglas, RHP (82-86)
CORBETT, Sherm, RHP (89-90)
CORREIA, Rod, INF (93-95)
COTTER, Chuck, INF (68-69#)
COUGHRIN, Marian, INF (62)*
COUSINS, Scott, OF (13)*
COWAN, Billy, INF/OF (69-72)
COWART, Kaleb, INF/RHP (15-19+)
COWENS, Al, OF (80#)
COWGILL, Collin, OF (13-15#)
COX, Terry, RHP (70)
COZART, Zack, INF (18-19#)
CRIM, Chuck, RHP (92-93)
CRISWELL, Cooper, RHP (21-22)
CROM, Chris, INF/DH (17-18)
CROM, C.J., INF/DH (14-17#)
CROZ, Todd, RHP (80)
CUELLAR, Mike, LHP (77)
CUMBERLAND, John, LHP (74)
CUNNINGHAM, Todd, OF (16+)
CURTIS, Chad, OF (92-94)
CURTIS, John, LHP (82-84)
CURTISS, John, RHP (19)

-D-

D'ACQUISTO, John, RHP (81)
DADE, Paul, OF/DH (75-76#)
DALESANDRO, Mark, C (94-95#)
DARWIN, Bob, RHP (62)
DAVALILLO, Jeff, OF (68-69)*
DAVANON, Jeff, OF (99, 01-05+)
DAVANON, Jerry, INF (73#)
DAVIDSON, Daniel, LHP (09)
DAVIDSON, Tucker, LHP (22-)
DAVIS, Alvin, INF/DH (92)*
DAVIS, Bob, C (81#)
DAVIS, Chili, OF/DH (89-90, 93-96+)

CLUB HISTORY

DAVIS, Doug, INF/C (#88)
 DAVIS, Mark, OF (#91)
 DAVIS, Tommy, INF/DH (#76)
 DAVIS, Willie, OF/DH (#79)
 DECCINES, Doug, INF (#82-87)
 DECKER, Steve, C (#99)
 DEES, Charlie, INF (#63-65)
 DEJESUS, David, OF (#15)
 DE LA ROSA, Dane, RHP (#13-14)
 DELGADO, Wilson, INF (#03)
 DEL POZO, Miquel, LHP (#19)
 DeLUCIA, Rich, RHP (#97-98)
 DESPAIGNE, Odrisamer, RHP (#18)
DETMERS, Reid, LHP (#21-)
 DIAZ, Jonathan, LHP (#21-22)
 DIAZ, Jairo, RHP (#14)
 DICKSON, Jason, RHP (#96-00)
 DIMICHELE, Frank, LHP (#88)
 DISARICINA, Gary, INF (#89-01)
 DOBSON, Chuck, RHP (#74-75)
 DOHERTY, John, RHP (#74-75)
 DONNELLY, Brendan, RHP (#02-06)
 DONOHUE, Jim, RHP (#61-62)
 DONOHUE, Tom, C (#79-80)
 DONSON, John, RHP (#94)
 DORSETT, Brian, C (#88)
 DORSEY, Jim, RHP (#80)

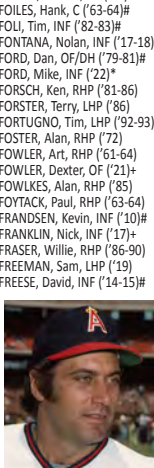


Brian Downing

DOWNING, Brian, C/OF (#78-90)
 DOWNS, Scott, LHP (#11-13)
 DOYLE, Denny, INF (#74-75)
 DOYLE, Paul, LHP (#70, 72)
 DRAGO, Dick, RHP (#77-78)
 DRAKE, Oliver, RHP (#88)
 DUCEY, Rob, OF/DH (#92)
 DUFFY, Matt, INF (#22)
 DUGGAR, Steven, INF (#22)
 DUKES, Tom, RHP (#72)
 DULIBA, Bob, RHP (#63-64)
 DUNN, Scott, RHP (#04)
 DUNN, Scott, RHP (#04)
 DUNNING, Steve, RHP (#76)
 DUREN, Ryne, RHP (#61-62)
 DURRINGTON, Trent, INF (#90, 03)

-E-
 EASLER, Mike, OF (#76)
 EASLEY, Damon, INF (#92-96)
 EATON, Adam, OF (#21)
 ECKSTEIN, David, INF (#01-04)
 EDDY, Steve, RHP (#79)
 EDENFIELD, Ken, RHP (#95-96)
 EDMONDS, Jim, OF (#93-99)
 EENHORN, Robert, INF (#96-97)
 EGAN, Dick, RHP (#66)
 EGAN, Tom, C (#65-70, 74-75)
 EGGE, Cody, LHP (#16)
 EICHORN, Mark, RHP (#90-92; 96)
 ELLIS, Robert, RHP (#96)
 ELLIS, Sammy, RHP (#68)
 ENCARNACION, Angelo, C (#97)
 ENRIGHT, Barry, RHP (#12-13)
 EPPARD, Jim, INF/OF (#87-89)
 EPSTEIN, Mike, INF (#73-74)
 ERSTAD, Darin, INF/OF (#96-06)
 ESCOBAR, Kelvim, RHP (#04-09)
 ESCOBAR, Yunel, INF (#16-17)
 ESPINOSA, Danny, INF (#17)
 ETCHEBARRREN, Andy, C (#75-77)
 ETHERTON, Seth, RHP (#00)
 EVANS, Terry, OF (#07-10)

-F-
 FABREGAS, Jorge, C (#94-97, 01-02)
 FAIRLY, Ron, INF/DH (#78)
 FARRELL, John, RHP (#93-94)
 FASANO, Sal, C (#02)
 FEATHERSTON, Taylor (#15)
 FELIX, Junior, OF (#91-92)
 FERGUSSON, Jose, C (#81-83)
 FERNANDEZ, Joe, INF (#01)
 FERNANDEZ, Jose, INF (#18)
 FERRIS, Bob, RHP (#78-80)
 FETTERS, Mike, RHP (#89-91; 98)
 FIELD, Tommy, INF (#13)
 FIELDER, Cecil, INF/DH (#98)
 FIGGINS, Chone, INF/OF (#02-09)
 FIGUEROA, Ed, RHP (#74-75)
 FIMPLE, Jack, C (#87)
FINLEY, Chuck, LHP (#86-99)
 FINLEY, Steve, OF (#05)
 FISHER, Todd, RHP (#86)
 FISHER, Eddie, RHP (#69-72)
 FITZGERALD, Mike, OF/C (#92)
 FITZMORRIS, Al, RHP (#73)
FLETCHER, David, INF (#18-)
 FLORES, Kevin, INF (#91, 95)
 FLORES, Gil, OF (#77)
 FLORES, Ramon, OF (#17)
 FOILES, Hank, C (#63-64)
 FOLI, Tim, INF (#82-83)
 FONTANA, Nolan, INF (#17-18)
 FORD, Dan, OF/DH (#79-81)
 FORD, Mike, INF (#22)
 FORSCH, Alan, RHP (#81-86)
 FORSTER, Terry, LHP (#86)
 FORTUGNO, Tim, LHP (#92-93)
 FOSTER, Alan, RHP (#72)
 FOWLER, Art, RHP (#61-64)
 FOWLER, Dexter, OF (#21)
 FOWLES, Alan, RHP (#85)
 FOYTACK, Paul, RHP (#63-64)
 FRANDSEN, Kevin, INF (#10)
 FRANKLIN, Nick, INF (#17)
 FRASER, Willie, RHP (#86-90)
 FREEMAN, Sam, LHP (#19)
 FREENE, David, INF (#14-15)



Jim Fregosi

FREGOSI, Jim, INF (#61-71)
 FREY, Steve, LHP (#92-93)
 FRIERI, Ernesto, RHP (#12-14)
 FROMWIRTH, Todd, RHP (#96)
 FROST, Dave, RHP (#78-81)
 FUENTES, Brian, LHP (#09-10)
 FULLMER, Brad, DH/INF (#02-03)
 FYHRIE, Mike, RHP (#99)

-G-
 GABRIELSON, Len, OF (#67)
 GAETTI, Gary, INF/DH (#91-93)
 GALARRAGA, Andres, INF/DH (#04)
 GALLAGHER, Al, INF (#73)
 GALLAGHER, Dave, OF (#91, 95)
 GANT, Ron, OF/DH (#00)
 GARCIA, Carlos, INF (#98)
 GARCIA, Luis, RHP (#19)
 GARCIA, Miguel, LHP (#87)
 GARLAND, Jon, RHP (#08)
 GARNEAU, Dustin, C (#19)
 GARR, Ralph, OF/DH (#73-76)
 GARRETT, Adrian, C/DH (#75-76)
 GARRETT, Greg, LHP (#70)
 GARVER, Ned, RHP (#61)

GATEWOOD, Aubrey, RHP (#63-65)
 GEISHERT, Vern, RHP (#69)
 GELTZ, Steven, RHP (#12)
 GENTRY, Craig, OF (#16)
 GERBER, Craig, INF (#85)
 GIAVOTTELLA, Johnny, INF (#15-16)
 Gil, Benji, INF (#00-03)
 GILBERT, Bill, LHP (#74)
 GILLASPIE, Conor, INF (#18)
 GLAUS, Troy, INF (#98-04)
 GLOVER, Gary, RHP (#03)
 GOHR, Greg, RHP (#96)
 GOHRT, Dave, RHP (#82-83)
 GONZALES, Rene, INF (#92-93; 95)
 GONZALES, Larry, C (#93)
 GONZALES, Rene, INF (#92-93; 95)
 GONZALEZ, Jose, OF (#92)
 GONZALEZ, Tony, OF (#70-71)
 GOODWIN, Brian, OF (#19-20)
 GOODWIN, Dan, INF/DH (#75, 77-78)
 GORNEAULT, Nick, OF (#07)
 GOSSELIN, Phil, INF (#21-22)
 GOTAY, Julio, INF (#65)
 GOTT, Terry, RHP (#15)
 GRABARKEWITZ, Bill, INF (#73)
 GRAHE, Joe, RHP (#90-94)
 GRATEROL, Juan, C (#16-18)
 GRBA, Eli, RHP (#61-63)
 GRABER, Craig, INF (#97)
 GREEN, Grant, INF (#13-15)
 GREEN, Lenmy, OF (#64)
 GREEN, Steve, RHP (#01)
 GREENE, Todd, C/DH (#96-99)
 GREGG, Kevin, RHP (#03-06)
 GREGORIO, Tom, C (#03)
 GREINKE, Zack, RHP (#12)
GRICH, Bobby, INF (#77-86)
 GRIFFIN, Doug, INF (#70)
 GRIFFIN, Tom, RHP (#78)
 GRILLI, Jason, RHP (#14)
 GRIMSLEY, Jason, RHP (#96)
 GROSS, Kevin, RHP (#97)
 GRUBE, Jarrett, RHP (#14)
 GRUBER, Kelly, INF (#93)
 GUBERCA, Mark, RHP (#97)
 GUERRA, Decois, RHP (#88)
 GUERRA, Javy, RHP (#16)
 GUERRA, Junior, RHP (#21)
 GUERRERO, Mario, INF/DH (#76-77)



Vladimir Guerrero

GUERRERO, Vladimir, OF (#04-09)
 GUILLEN, Jose, OF (#04)
 GURKA, Jason, LHP (#17)
 GUTIERREZ, Juan, RHP (#13)
 GUYNER, Mark, RHP (#07)

-H-
 HABYAN, John, RHP (#95)
 HALICKI, Ed, RHP (#80)
 HALL, Jimmie, OF (#67-68)
 HALTER, Shane, INF (#04)
 HAMILTON, Jack, RHP (#67-68)
 HAMILTON, Josh, OF (#13-15)
 HAMLIN, Ken, RHP (#61)
 HAMPTON, Ike, C (#75-79)
 HANCOCK, Ryan, RHP (#96)
 HAND, Rich, RHP (#73)
 HANSON, Tommy, RHP (#13)
 HAREN, Dan, RHP (#10-12)
 HARKEY, Mike, RHP (#95)
 HARLOW, Larry, OF (#79-81)
 HARPER, Brian, OF (#79, 81)

HARPER, Tommy, INF/DH (#75)
 HARBELSON, Bill, RHP (#68)
 HARRIS, Brendan, INF (#13)
 HARRIS, John, INF (#79-81)
 HARRIS, Pete, RHP (#96-99)
 HARRIS, Monte, OF (#22)
 HARTZLEL, Paul, RHP (#76-78)
 HARVEY, Bryan, RHP (#87-92)
 HARVEY, Matt, RHP (#97-01)
 HASEGAWA, Shigetoshi, RHP (#97-01)
 HASLER, Andrew, LHP (#71; 73-76; 80-83)
 HATHAWAY, Hilly, LHP (#92-93)
 HAWKINS, Brad, RHP (#12)
 HAWPE, E, OF (#15)
 HAYNES, Nathan, OF (#17)
 HAYES, Von, OF/dh (#90)
 HEANEY, Andrew, LHP (#15-21)
 HEFFNER, Bob, RHP (#68)
 HEISE, Bob, INF (#74)
 HELD, Woodie, INF/OF (#67-68)
 HEMAN, Russell, RHP (#91)
 HEMPHILL, Bret, C (#99)
 HENDERSON, Ricky, OF (#97)
 HENDRICK, George, OF/DH (#85-88)
HERGET, Jimmy, RHP (#21-)
 HERMOSILLO, Michael, OF (#18-20)
 HERNANDEZ, David, RHP (#17)
 HERNANDEZ, Jackie, INF (#65-66)
 HERRERA, Yoslan, RHP (#14)
 HERRMANN, A, C (#76)
 HESTER, John, RHP (#88)
 HIATT, Jack, C/INF (#64, 72)
 HIBBS, Jim, DH (#67)
 HICKS, Jim, OF (#69-70)
 HILL, Donnie, INF (#90-91)
 HILL, Glennan, OF/DH (#01)
 HILL, Ken, RHP (#97-00)
 Hill, Rich, LHP (#14)
 HILLENBRAND, Shea, INF (#07)
 HINCHLIFFE, Brett, RHP (#00)
 HINTON, Chuck, INF/OF (#68)
 HOBSON, Chuck, RHP (#75)
 HOCKENBERRY, Chuck, RHP (#75)
 HOFFMAN, Glenn, INF (#89)
 HOLLAND, Al, LHP (#85)
 HOLLINS, Dave, INF (#97-98)
 HOLTZ, Mike, LHP (#96-01)
 HOLZEMER, Mark, LHP (#93, 95-96)
 HOWARD, Doug, INF/OF (#72-74)
 HOWELL, Jack, INF/DH (#85-91, 96-97)
 HOYT, James, RHP (#88)
 HUDLER, Rex, INF/OF (#94-96)
 HUDSON, Charlie, LHP (#75)
 HUDSON, Jose, C (#18)
 HUFF, David, LHP (#16)
 HUMPHREY, Terry, C (#76-79)
 HUNT, Ken, OF (#63)
 HUNTER, Torii, OF (#08-12)
 HUSON, Jeff, INF (#99)

-I-
 IANNETTA, Chris, C (#12-15)
 IBANEZ, Raul, OF/DH, (#14)
 IBARRA, Edgar, LHP (#15)
 IGLESIAS, Jose, INF (#21)
 IGLESIAS, Raisel, RHP (#21-22)
 IRINGSHAUSEN, Jason, RHP (#12)
 IZTURIS, Maicer, INF (#05-12)

-J-
 JACKSON, Bo, OF/DH (#94)
 JACKSON, Reggie, OF/DH (#82-86)
 JACKSON, Ron, OF (#78-78; 82-84)
 JACKSON, Ryan, INF (#15)
 JAMES, Johnny, RHP (#61)
 JAMES, Mike, RHP (#95-99)
 JAVIER, Stan, OF (#93)
 Jay, Jon, OF (#21)
 JEFFERIES, Gregg, INF/OF (#98)
 JEFFERSON, Jesse, RHP (#81)
 JEPSEN, Kevin, RHP (#08-14)
 JEREZ, Williams, LHP (#18)
 JEWELL, Jake, RHP (#18-19)
 JIMENEZ, Luis, INF (#13-14)

JOHN, Tommy, LHP (#82-85)
 JOHNSON, Alex, OF (#70-71)
 JOHNSON, Gary, OF (#03)
 JOHNSON, Jim, RHP (#18)
 JOHNSON, Keith, INF (#00)
 JOHNSON, Lou, OF (#61, 69)
 JOHNSON, Mark, INF (#98)
 JOHNSON, Sherman, INF (#18)
 JOHNSTONE, Jay, OF (#66-70)
 JONES, Bob, OF (#77-77)
 JONES, Greg, RHP (#03, 05-07)
 JONES, Jahmaji, INF (#85-87)
 JONES, Matt, OF (#15)
 JOYCE, Muff, OF (#80)
 JOYNER, Wally, INF (#86-91, 01)
 JUDEHN, Jeff, RHP (#98)
 JUNK, Janson, RHP (#21-22)

-K-
 KARL, Scott, LHP (#00)
 KAUFMAN, Curt, RHP (#84)
 KAZMIR, Bret, LHP (#09-11)
 KEALEY, Steve, RHP (#85)
 KEEDY, Pat, INF/OF (#87)
 KELLEHER, Mick, INF (#82)
 KELSBI, RHP (#64-67)
 KELLER, Kyle, RHP (#20)
 KERNICK, Howie, INF (#06-14)
 KENNEDY, Adam, INF (#00-06)
 KINGMAN, Dave, OF/DH (#77)
 KINSLER, Ian, INF (#18)
 KIPPER, Bob, RHP (#85)
 KIRKPATRICK, Ed, C/OF (#62-68)
 KIRKWOOD, Don, RHP (#74-77)
 KISON, Bruce, RHP (#80-84)
 KLINE, Ron, RHP (#61)
 KLUSZEWSKI, Ted, INF (#61)
 KNAPP, Chris, RHP (#78-80)
KNOX, Bobby, INF (#64-69)
 KNOB, Michael, RHP (#10-14)
 KOPPE, Joe, INF (#61-65)
 KOSCO, Andy, OF (#78-80)
 KOSTRO, Frank, OF (#63)
 KOTCHMAN, Casey, INF (#04-08)
 KRASINS, Marc, INF (#15)
 KRAWCZYK, Ray, RHP (#88)
 KREUTER, Chad, C (#97-98)
 KROL, Ian, LHP (#18)
 KRUGER, Jack, C (#21)
 KUBITZA, Kyle, INF (#15)
 KUBSKI, Gil, OF (#80)
 KUHAUULA, Fred, LHP (#77)
 KUSNYER, Art, C (#71-73)

-L-
 LACEY, Bob, LHP (#83)
 LACKEY, John, RHP (#02-09)
 LaCORTE, Frank, RHP (#84)
 LAGARES, Juan, OF (#21-22)
 LAHOUD, Jose, OF/DH (#74-76)
 LAMB, Bob, LHP (#18)
 LANDREAU, Ken, OF (#77-78)
 LANGE, Dick, RHP (#72-75)
 LANGERHANS, Ryan, OF (#12)




Mark Langston

LANGSTON, Mark, LHP (#90-97)
 LANSFORD, Carney, INF (#78-80)
 LaROCHE, Dave, LHP (#70; 77-80)
 LASHER, Fred, RHP (#71)
 LA STELLA, Tommy, INF (#19-20)
 LATMAN, Barry, RHP (#64-65)
 LATOS, Mat, RHP (#15)

CLUB HISTORY

ALL-TIME ROSTER

LAZORKO, Jack, RHP ('87-'88)
LeBLANC, Wade, LHP ('14)
LEE, Bob, RHP ('64-'66)
LEE, Don, RHP ('62-'65)
LEE, Mike, LHP ('63)
LEEK, Gene, INF ('61-'62)#
LEFFERTS, Craig, LHP ('94)
LEFTWICH, Phil, RHP ('93-'94, '96)
LEITER, Mark, RHP ('94)
LEJA, Frank, INF ('62)*
LEMANCZYK, Dave, RHP ('80)
LEVINE, AI, RHP ('99-02)
LEWIS, Scott, RHP ('90-'94)
LEYRITZ, Jim, C/DH ('97)#
LINARES, Rufino, DH ('85)#



Tim Lincecum

LINCECUM, Tim, RHP ('16)
LIND, Jose, INF ('95)#
LINTON, Doug, RHP ('93)#
LEWAS, Winston, INF/OF ('68-'69, '72-'75)#
LOCKE, Bobby, RHP ('67-'68)
LOCKWOOD, Skip, RHP ('74)
LOPEZ, Carlos, OF/DH ('76)#
LOPEZ, Marcelino, LHP ('65-'67)
LOPEZ, Ramon, RHP ('66)
LORENZEN, Michael, RHP ('22)
LORRAINE, Andrew, LHP ('94-'95)
LOUP, Aaron, LHP ('20-*)
LOUX, Shane, RHP ('08-'09)
LOVELACE, Vance, LHP ('88-'89)
LOVULLO, Torey, INF ('93)*
LOWE, Mark, RHP ('81)
LUBRATCHI, Steve, INF ('83, '83)#
LUCAS, Gary, LHP ('86-'87)
LUCROY, Jonathan, C ('19)#
LUGO, Urbano, RHP ('85-'88)
LUKASIEWICZ, Mark, LHP ('01-02)
LUKE, Matt, INF ('99)*
LUULOLO, Keith, INF ('00)#
LYNN, Fred, OF ('81-'84)*
LYONS, Barry, INF ('91)#

-M-

MACHEMER, Dave, INF ('78)#
MACK, Tony, RHP ('85)
MacKINNON, David, INF ('22)#
MAGNANTE, Mike, LHP ('99)
MAGNIFICO, Damien, RHP ('17)
MAGRANE, Joe, LHP ('93-'94)
MAHLE, Greg, LHP ('16)
MAHLER, Mickey, LHP ('81-'82)
MALDONADO, Martin, C ('17-'18)#
MALONEY, Jim, RHP ('71)
MALONE, Frank, INF ('66)#
MARSH, Brandon, OF ('21-'22)*
MARSHALL, Mike, RHP ('91)
MARTE, Alfredo, OF ('15)#
MARTE, Jeffrey, INF ('16-'18)#
MARTE, Jose, RHP ('21-*)
MARTIN, Paco, INF ('98)
MARTINEZ, Carlos, INF/DH ('95)#
MARTINEZ, Fred, RHP ('80-'81)
MARONDE, Nick, LHP ('12-'14)
MASHORE, Damon, OF ('98)#
MATTHEWS, Ryan, RHP ('15)
MATHIS, Jeff, C ('05-'11)#
MATRANGA, David, INF ('05)#
MATSUJI, Hideki, OF ('10)*
MATTHEWS JR., Gary, OF ('07-'09)#
MAYBIN, Cameron, OF ('17)#
MAY, Carlos, OF/dh ('77)*
MAY, Darrell, LHP ('96-'97)

MAY, Rudy, LHP ('65, '69-04)*
MAYERS, Mike, RHP ('20-'22)
MAYFIELD, Jack, INF ('21-'22)*
McAnulty, Paul, INF ('10)*
McBRIDE, Ken, RHP ('61-'65)
McCASILL, Kirk, RHP ('85-'91)
McCLURE, Bob, LHP ('89-'91)
McCRAW, Tom, INF/OF ('73-'74)
McDONALD, John, INF ('14)*
McDOWELL, Jack, RHP ('98-99)
McELROY, Chuck, LHP ('96-'97)
McFARLANE, Orlando, C ('67-'68)#
McGLOTHLIN, Jim, RHP ('65-'69)
McGUIRE, Deck, RHP ('18)
McLAUGHLIN, Byron, RHP ('83)#
McLEMORE, Mark, INF ('86-'90)*
McMULLEN, Ken, INF ('70-'72)*
McPHERSON, Dallas, INF ('04-'07)*
MEJIA, Adalberto, LHP, ('19)
MELTON, Bill, INF/DH ('76)#
MEOLI, Rudy, INF ('71, '73-'75)*
MERCKER, Kent, LHP ('00)
MERLONI, Lou, INF ('05)#
MESSERSMITH, Andy, RHP ('68-'72)
MEYER, Alex, RHP ('16-'18)
MEYER, Robert, LHP ('70-71)
MIADICH, Bart, RHP ('01, '03)
MIDDLETON, Keynan, RHP ('17-20)
MILLEY, Mike, INF ('75-'76)*
MILLER, Darrell, C ('84-'88)#
MILLER, Dyar, RHP ('77-'79)
MILLER, Rick, OF ('78-'80)*
MILLS, Brad, LHP ('12)
MILNER, Hoby, LHP ('20)
MINCHER, Don, INF ('67-'68)
MINTON, Greg, RHP ('87-'90)
MINTZ, Steve, RHP ('99)
MOELLER, Ron, LHP ('61-'63)
MOLINA, Bengie, C ('98-'05)#
MOLINA, Jose, C ('01-07)*
MONDESÍ, Raul, OF ('04)#
MONSIE, Sid, LHP ('75-'77)
MONIAK, Mickey, OF ('22-*)
MONTAGUE, John, RHP ('79-'80)
MONTANEZ, Guillermo, INF ('66)*
MONTEAGUDO, Aurelio, RHP ('73)
MONTELEONE, Rich, RHP ('88-'89, '95-'96)
MOORE, Balor, LHP ('77)
MOORE, Donnie, RHP ('85-'88)
MOORE, Jeremy, OF ('11)*
MORALES, Kendrys, INF ('06-'12)*
MORALES, Osmer, RHP ('18)
MORAN, Billy, INF ('61-'64)#
MORAN, Brian, LHP ('22)
MORENO, Angel, LHP ('81-'82)*
MORENO, Jose, INF/DH ('82)*
MORGAN, Tom, RHP ('61-'63)
MORIN, Mike, RHP ('14-'17)
MORRIS, Akeel, RHP ('18)
MORRIS, John, OF ('92)*
MORTON, Bubba, OF ('66-'69)
MOSEBACH, Bobby, RHP ('09)
MOSELEY, Dustin, RHP ('06-'09)
MOSES, Jerry, C ('71)#
MOTTON, Curt, OF ('72)#
MULLINIKS, Rance, INF ('77-'79)*
MURPHY, David, OF ('15)*
MURPHY, Tom, RHP ('68-'72)*
MURPHY, Tommy, OF ('06-'07)*
MURRAY, Eddie, INF/DH ('97)*
MYERS, Greg, C ('92-'95)*

MAYERS, Mike, RHP ('20-'22)
MAYFIELD, Jack, INF ('21-'22)*
McAnulty, Paul, INF ('10)*
McBRIDE, Ken, RHP ('61-'65)
McCASILL, Kirk, RHP ('85-'91)
McCLURE, Bob, LHP ('89-'91)
McCRAW, Tom, INF/OF ('73-'74)
McDONALD, John, INF ('14)*
McDOWELL, Jack, RHP ('98-99)
McELROY, Chuck, LHP ('96-'97)
McFARLANE, Orlando, C ('67-'68)#
McGLOTHLIN, Jim, RHP ('65-'69)
McGUIRE, Deck, RHP ('18)
McLAUGHLIN, Byron, RHP ('83)#
McLEMORE, Mark, INF ('86-'90)*
McMULLEN, Ken, INF ('70-'72)*
McPHERSON, Dallas, INF ('04-'07)*
MEJIA, Adalberto, LHP, ('19)
MELTON, Bill, INF/DH ('76)#
MEOLI, Rudy, INF ('71, '73-'75)*
MERCKER, Kent, LHP ('00)
MERLONI, Lou, INF ('05)#
MESSERSMITH, Andy, RHP ('68-'72)
MEYER, Alex, RHP ('16-'18)
MEYER, Robert, LHP ('70-71)
MIADICH, Bart, RHP ('01, '03)
MIDDLETON, Keynan, RHP ('17-20)
MILLEY, Mike, INF ('75-'76)*
MILLER, Darrell, C ('84-'88)#
MILLER, Dyar, RHP ('77-'79)
MILLER, Rick, OF ('78-'80)*
MILLS, Brad, LHP ('12)
MILNER, Hoby, LHP ('20)
MINCHER, Don, INF ('67-'68)
MINTON, Greg, RHP ('87-'90)
MINTZ, Steve, RHP ('99)
MOELLER, Ron, LHP ('61-'63)
MOLINA, Bengie, C ('98-'05)#
MOLINA, Jose, C ('01-07)*
MONDESÍ, Raul, OF ('04)#
MONSIE, Sid, LHP ('75-'77)
MONIAK, Mickey, OF ('22-*)
MONTAGUE, John, RHP ('79-'80)
MONTANEZ, Guillermo, INF ('66)*
MONTEAGUDO, Aurelio, RHP ('73)
MONTELEONE, Rich, RHP ('88-'89, '95-'96)
MOORE, Balor, LHP ('77)
MOORE, Donnie, RHP ('85-'88)
MOORE, Jeremy, OF ('11)*
MORALES, Kendrys, INF ('06-'12)*
MORALES, Osmer, RHP ('18)
MORAN, Billy, INF ('61-'64)#
MORAN, Brian, LHP ('22)
MORENO, Angel, LHP ('81-'82)*
MORENO, Jose, INF/DH ('82)*
MORGAN, Tom, RHP ('61-'63)
MORIN, Mike, RHP ('14-'17)
MORRIS, Akeel, RHP ('18)
MORRIS, John, OF ('92)*
MORTON, Bubba, OF ('66-'69)
MOSEBACH, Bobby, RHP ('09)
MOSELEY, Dustin, RHP ('06-'09)
MOSES, Jerry, C ('71)#
MOTTON, Curt, OF ('72)#
MULLINIKS, Rance, INF ('77-'79)*
MURPHY, David, OF ('15)*
MURPHY, Tom, RHP ('68-'72)*
MURPHY, Tommy, OF ('06-'07)*
MURRAY, Eddie, INF/DH ('97)*
MYERS, Greg, C ('92-'95)*

-N-

NAPOLI, Mike, C ('06-'10)#
NARRON, Jerry, C ('83-'86)*
NARRON, Packy, LHP ('21)
NAVA, Daniel, OF ('16-*)
NAVARRO, Efran, INF/OF ('11-'15)*
NAVARRO, Julio, RHP ('62-'64)
NELSON, Chris, INF ('13)#
NELSON, Gene, RHP ('93)
NELSON, Mel, LHP ('63)
NETTLES, Morris, OF ('74-'75)*
NEVIN, Phil, INF/C ('98)#
NEWMAN, Fred, RHP ('62-'67)

NIELSEN, Jerry, LHP ('93)
NIEUWENHUIS, Kirk, OF ('15)*
NIEVES, Jose, INF ('01-02)#
NOBOA, Junior, INF ('88)#
NOLAN, Gary, RHP ('77)#
NOLASCO, Ricky, RHP ('16-'17)
NORDBROOK, Tim, INF ('76)#
NORRIS, Bud, RHP ('17)
NUXHALL, Joe, LHP ('62)*

-O-

OBERHOLTZER, Brett, LHP ('16)
OBERKPELL, Ken, INF/OF ('92)*
O'BERRY, Mike, C ('83)#
O'BRIEN, Charlie, C ('98-'99)
O'BRIEN, Syd, INF ('71-'72)#
OCHOA, Alex, OF ('02)#
O'DAY, Darren, RHP ('08)
O'HOPPE, Logan, C ('22)#



Shohei Ohtani

OHTANI, Shohei, DH/RHP ('18-*)
OLIVARES, Omar, RHP ('98-'99)#
OLIVER, Bob, INF/OF ('72-'74)*
OLIVER, Darren, LHP ('07-'09)
O'MALLEY, Shawn, INF ('14-*)
OLIVER, Anthony, RHP ('09)
ORTEGA, Oliver, RHP ('21-*)
ORTEGA, Phil, RHP ('69)
ORTEGA, Rafael, OF, ('16)*
ORTIZ, Ramon, RHP ('99-04)
ORTON, John, C ('89-'93)#
OSINSKI, Dan, RHP ('62-'64)
O'SULLIVAN, Sean, RHP ('09-10)
OTT, Ed, C ('81)*
OVERY, Mike, RHP ('76)
OWENS, Spike, INF ('94-'95)*
OWENS, Eric, OF ('03)#
OYLER, Ray, INF ('70)#

-P-

PACTWA, Joe, LHP ('75)
PALMEIRO, Orlando, OF ('95-'02)
PALMER, Matt, RHP ('09-'11)
PAREDES, Eduardo, RHP ('17-'18)
PARKER, Blake, RHP ('17-'18)
PARKER, Billy, INF ('71-'73)#
PARKER, Dave, DH ('91)*
PARKER, Jarrett, OF ('64-70)#
PARRISH, Lance, C ('89-'92)#
PATEK, Fred, INF ('80-'81)#
PATTERSON, Bob, RHP ('94-'95)
PATTERSON, Ken, LHP ('93-'94)
PATTIN, Marty, RHP ('68)
PAUL, Josh, C ('04-'05)#
PAULEY David, RHP ('12)
PEARSON, Albie, OF ('61-'66)*
PEGUERO, Elvis, RHP ('21-'22)
PEÑA, Felix, RHP ('18-'21)
PENA, Orlando, RHP ('74-'75)
PENNINGTON, Brad, LHP ('96)
PENNINGTON, Cliff, INF ('16-'17)*
PERALTA, Joel, RHP ('05)
PERCIVAL, Troy, RHP ('95-04)
PEREZ, Carlos, C ('15-'17)#
PEREZ, Eduardo, INF ('93-'95)#
PEREZ, Marty, INF ('69-70)#
PERISHO, Matt, LHP ('97)
PERRANOSKI, Ron, LHP ('73)
PERRY, Bob, OF ('63-'64)#
PESTANO, Vinnie, RHP ('14-'15)
PETERS, Dillon, LHP ('19-20)
PETKOVSEK, Mark, RHP ('99-00)

PETRICKA, Jake, RHP ('21)
PETRY, Dan, RHP ('88-'89)
PETTI, Gregorio, INF ('16)#
PETTI, Yusmeiro, RHP ('88)#
PETTIT, Chris, OF ('09-'11)#
PETTIS, Gary, OF ('82-'87)*
PHILLIPS, Brandon, INF ('17)#
PHILLIPS, Tony, OF/DH ('95-'97)*
PICCIOLO, Rob, INF ('84)#
PICHE, Ron, RHP ('65)
PIERSALL, Jimmy, OF ('63-'67)*
PINA, Horacio, RHP ('74)
PINEIRO, Joel, RHP ('10-'11)
PINSON, Vada, OF ('72-'73)*
POLIDORO, Gustavo, INF ('85-'88)#
POLONIA, Luis, OF ('90-'93)*
POTE, Lou, RHP ('99-02)
POUNDERS, Brooks, RHP ('17)
POWER, Vic, INF ('64-'65)#
PRIDDY, Bob, RHP ('69)
PRIDE, Curtis, OF ('04-'06)*
PRIETO, Chris, OF, ('05)*
PRINZ, Bret, RHP, ('05)
PRITCHETT, Chris, INF ('96, '98-'99)*
PUJELLO, Cesar, OF ('17, '19)#
PUJOLS, Albert, INF ('12-'21)*

-Q-

QUEEN, Mel, RHP ('70-'72)
QUIADA, José, LHP ('20-*)
QUINLAN, Robb, INF/OF ('03-10)#
QUINTANA, Jose, LHP ('21)
QUINTANA, Luis, LHP ('74-'75)

-R-

RAMIREZ, Horacio, LHP ('11)
RAMIREZ, JC, RHP ('16-'19)
RAMIREZ, Julio, OF ('02)
RAMIREZ, Noel, RHP ('17-20)
RAMIREZ, Orlando, INF ('74-'77, '79)#
RAMOS, AJ, RHP ('21)
RAMOS, Cesar, LHP ('15)
RAMOS, Domingo, INF/OF ('88)#
RAMSEY, Matt, RHP ('19)
RANEY, Merritt, C ('65)*
RAPP, Pat, RHP ('01)
RASMUSS, Cory, RHP ('13-'16)
RAY, Doug, LHP ('81)
RAY, Johnny, INF ('89-'90)*
RAZIANO, Barry, RHP ('74)
REDFIELD, Joe, INF ('83)#
REED, Howie, RHP ('66)
REICHARDT, Rick, OF ('64-'70)#
REMY, Jerry, INF ('75-'77)*
RENDON, Anthony, INF ('20-*)
RENGIFO, Luis, INF ('19-*)
RENKO, Steve, RHP ('81-'82)
REPOZ, Roger, INF/OF ('67-'72)*
RESOP, Chris, RHP ('07)
RETENMUND, Merv, OF/DH ('78-'80)#
REUS, Jerry, LHP ('87)
REYER, Ben, OF ('17)*
REYES, Gerardo, RHP ('22)
REYES, Jo, LHP ('15)
REYNOLDS, Archie, RHP ('71)
REYNOLDS, Harold, INF ('94)*
REYNOLDS, Tommie, OF ('70-'71)#
RICE, Del, C ('61)#
RICHARDS, Garrett, RHP ('11-'18)
RICHARDSON, Jeff, RHP ('90)
RIGGS, Adm, INF ('03-'04)*
RIVERA, Juan, OF ('05-'10)#
RIVERA, Rene, C ('18)
RIVERS, Mickey, OF ('70-'75)*
ROBERTSON, Daniel, OF ('15)#
ROBERTSON, Rich, LHP ('98)
ROBINSON, Don, RHP ('92)
ROBINSON, Frank, OF/DH ('73-'74)#
ROBINSON, Jeff, RHP ('91)
ROBINSON, Shane, OF ('16-'17)#
ROBLES, Hansel, RHP ('18-20)
RODGERS, Buck, C ('61-'69)*
RODNEY, Fernando, RHP ('10-'11)
RODRIGUEZ, Aurelio, INF ('67-'70)#
RODRIGUEZ, Chris, RHP ('21-*)

RODRIGUEZ, Ellie, C ('74-'75)#
RODRIGUEZ, Fernando, RHP ('09)
RODRIGUEZ, Francisco J., RHP ('02-'08)
RODRIGUEZ, Francisco, RHP ('10-'11)
RODRIGUEZ, José, RHP ('19-20)
RODRIGUEZ, Rafael, RHP ('09-'10)
RODRIGUEZ, Rich, LHP ('03)
RODRIGUEZ, Sean, INF ('08-'09)
ROJAS, Jose, INF ('21-'22)*
ROJAS, Minnie, RHP ('66-'68)
ROMANICK, Ron, RHP ('84-'86)
ROMERO, J.C., LHP ('06)
ROMINE, Andrew, INF ('10-'13)*
ROMINE, Austin, C ('22)#
ROOF, Phil, C ('65)#
ROSE, Bobby, INF ('89-'92)#
ROSE, Don, RHP ('72)
ROSENBERG, Kenny, LHP ('22)
ROSS, Gary, RHP ('75-'77)
ROTH, Michael, LHP ('13-'14)
ROWEN, Ben, RHP ('21)
RUBIO, Jorge, RHP ('66-'67)
RUDI, Joe, OF ('77-'80)#
RUCINSKI, Drew, RHP ('14-'15)
RUHLF, Vern, RHP ('86)
RUIZ, Chico, INF ('70-71)*
RYAN, Mark, OF ('86-'87)*
RYAN, Brendan, INF ('16)#
RYAN, Michael, OF ('10)*



Nolan Ryan

RYAN, Nolan, RHP ('72-'79)

-S-

SADOWSKI, Bob, LHP ('63)
SADOWSKI, Ed, C ('61-'63)#
SALAS, Fernando, RHP ('14-'16)



Tim Salmon

SALMON, Tim, OF ('92-06)#
SAMPEN, Bill, RHP ('94)
SANCHEZ, Luis, RHP ('81-'85)
SANDERS, Ken, RHP ('74)
SANDERS, Scott, RHP ('93, '95-'96)
SANDOVAL, Freddy, INF ('08-'09)*
SANDOVAL, Patrick, LHP ('19-*)
SANDS, Charlie, C/DH ('73-'74)
SANDFORD, Jack, RHP ('65-'67)
SANTANA, Arvin, RHP ('05-'12)
SANTANA, Hector, LHP ('14-'16)
SATRIANO, Tom, INF ('61-'69)
SAUNDERS, Joe, INF ('05-'10)
SCHAAL, Paul, INF ('64-'68, '74)#
SCHAEPLER, Scott, OF ('21)
SCHEENBLUM, Richie, OF/DH ('73-'74)*
SCHIMPF, Ryan, INF ('18)#
SCHMIDT, Jeff, RHP ('96)
SCHONEWENS, Scott, LHP ('99-03)
SCHOFIELD, Dick, INF ('82-'96)#
SCHROEDER, Bill, C/INF ('89-'90)#
SCHU, Rick, INF ('90)#

CLUB HISTORY



SCHULER, Dave, LHP ('79-80)
SCHWARZ, Jeff, RHP ('94)
SCONIERS, Daryl, INF/DH ('81-85)*
SCOTT, Darryl, RHP ('93)
SCOTT, Mickey, LHP ('75-77)
SCRIBNER, Troy, RHP ('17)
SEGURA, Jean, INF ('12)#
SELE, Aaron, RHP ('02-04)
SELLS, Dave, RHP ('72-75)
SELMA, Dick, RHP ('74)
SELMAN, Sam, LHP ('21)
SEMPROCH, Roman, RHP ('61)
SERRANO, Alex, RHP ('08)
SHANK, Harvey, RHP ('70)
SHEETS, Andy, INF ('99)#
SHERRY, Larry, RHP ('68)
SHIELDS, Scot, RHP ('01-10)
SHIPLEY, Craig, INF ('98-99)
SHOCKLEY, Costen, INF ('65)*
SHOEMAKER, Matt, RHP ('13-18)
SHUCK, J.B., OF ('13-14)*
SIEBERN, Norm, INF ('66)*
SIERRA, Magneuris, OF ('22)*
SILSETH, Chagne, RHP ('22-)
SILVERIO, Tomas, OF ('70-72)*
SILVESTRI, Dave, INF ('99)#
SIMMONS, Andreton, INF ('16-20)#
SIMMONS, Curt, LHP ('67)
SIMPSON, Dick, OF ('62, '64-65)#
SIMPSON, Wayne, RHP ('77)
SINGER, Bill, RHP ('73-75)
SKAGGS, Dave, C ('80)#
SKAGGS, Tyler, LHP ('14-19)
SKOWRON, Bill, INF ('67)#
SLATON, Jim, RHP ('84-86)
SLAUGHT, Don, C ('96)#
SLEGGERS, Aaron, RHP ('21)
SMITH, B.G., OF ('65)#
SMITH, Billy, INF ('75-76)+
SMITH, D.W., RHP ('84-85)
SMITH, Dwight, OF ('94)*
SMITH, Joe, RHP ('14-16)
SMITH, Kevan, C ('19)#
SMITH, Lee, RHP ('95-96)
SMITH, Willie, LHP ('64-66)
SNOW, J.T., INF ('93-96)+
SOJO, Luis, INF ('91-92)#
SOTO, Elliot, INF ('20)#
SOTO, Livan, INF ('22-)*
SOTO, Geovany, C ('16)#
SOLAITA, Tony, INF/DH ('76-78)*
SORENSEN, Zach, OF ('05)+
SPANGLER, Al, OF ('65-66)*
SPARKS, Steve, RHP ('98-99)
SPEIER, Justin, RHP ('07-09)
SPENCER, Jim, INF ('68-73)*

STOCKER, Kevin, INF ('00)+
STOKES, Brian, RHP ('10)
STONEMAN, Bill, RHP ('74)
STRATTON, Chris, RHP ('19)
STREET, Huston, RHP ('14-17)
Strickland, Hunter, RHP ('21)
STUART, Dick, INF ('69)#
STUBING, Moose, INF ('67)*
SUAREZ, José, LHP ('19-)
SUDAKIS, Bill, DH ('75)+
SUKLA, Ed, RHP ('64-65)
SUTTON, Don, RHP ('85-87)#
SUZUKI, Kurt, C ('21-22)#
SWAN, Craig, RHP ('84)
SWINGLE, Paul, RHP ('93)
SYNDERGAARD, Noah, RHP ('22)

-T-
TAKAHASHI, Hisanori, LHP ('11-12)



Frank Tanana

TANANA, Frank, LHP ('73-80)
TANNER, Chuck, OF ('61-62)*
TATUM, Jarvis, OF ('68-70)*
TATUM, Ken, RHP ('69-70)
TAYLOR, Andrew, LHP ('12)
TAYLOR, Bob, C ('67)#
TAZAWA, Junichi, RHP ('18)
TEHERAN, Julio, RHP ('20)
TEIXEIRA, Mark, INF ('08)+
TEPERA, Ryan, RHP ('22-)
THAISI, Matt, INF/C ('19-)#
THATCHER, Joe, LHP ('14)
THOMAS, Derrel, INF/OF ('84)+
THOMAS, Dillon, OF ('22)*
THOMAS, George, OF ('61-63)#
THOMAS, Lee, INF/OF ('61-64)*
THOMPSON, Jason, INF/DH ('80)*
THOMPSON, Rich, RHP ('07-12)
THON, Dickie, INF ('79-80)#
THRONEBERRY, Faye, OF ('61)*
TIANT, Luis, RHP ('82)
TINGLEY, Ron, C ('89-93)#
TORBORG, Jeff, C ('71-73)#
TORRES, Felix, INF ('62-64)#
TORRES, Rusty, OF ('76-77)+
TOUSSAINT, Touki, RHP ('22)
TOVAR, Wilfredo, INF ('19)#
TRAVERS, Bill, LHP ('81-83)
TRIVINO, Bobby, OF ('68)#
TROPANO, Nick, RHP ('15-19)
TROUT, Mike, OF ('11-)#
TRUMBO, Mark, INF ('10-13)#
TURLEY, Bob, RHP ('63)
TURNBOW, Derrick, RHP ('00, '03)
TURNER, Chris, C ('93-97)#
TURNER, Ken, LHP ('67)
TYLER, Kyle, RHP ('21)

-U-
UNROE, Tim, INF/OF ('99)#
UPTON, Justin, OF ('17-21)#

-V-
VALBUENA, Luis, INF ('17-18)+
VALDES, Ismael, RHP ('01)
VALDEZ, Cesar, RHP ('22)
VALDEZ, Jose, RHP ('16-17)
VALENTINE, Bobby, OF ('73-75)#
VALENTINE, Ellis, OF ('83)+
VALENZUELA, Fernando, LHP ('91)
VALERA, Julio, RHP ('92-95)
VAN BURKLEO, Ty, INF ('93)*
VAN RYN, Ben, LHP ('96)

VARGAS, Jason, LHP ('13)
VAUGHN, Mo, INF/DH ('99-01)*
VELARDE, Randy, INF ('96-99)#
VELAZQUEZ, Andrew, INF ('22-)
VELAZQUEZ, Gil, INF ('11)#
VENABLE, Max, OF ('89-91)*
VERHOEVEN, John, RHP ('76-77)
VICTORINO, Shane, OF ('15)#
VILLAR, Jonathan, INF ('22-)+
VINSON, Charlie, INF ('66)*
VOSS, Bill, OF ('69-70)*

-W-
WADE, Tyler, INF ('22)*
WAGNER, Leon, OF ('61-63)*
WALBECK, Matt, C ('98-00)+
WALDEN, Jordan, RHP ('10-12)
WALEWANDER, Jim, INF ('93)+
WALKER, Chico, OF ('88)+
WALKER, Tom, RHP ('77)
WALL, Donne, RHP ('02)
WALL, Josh, RHP ('14)
WALLACE, Don, INF ('67)*
WALLACH, Chad, C ('22-)#
WALLACH, Tim, INF ('96)#
WALSHP, Jared, INF ('19-)
WALTERS, Nash, RHP ('22-)
WALTON, Jerome, OF ('93)#
WANTZ, Andrew, RHP ('21-)
WANTZ, Dick, RHP ('65)
WARD, Bryan, LHP ('00)
WARD, Taylor, INF ('18-)#
WARNER, Jack, OF ('66)#
WARREN, Austin, RHP ('21-)
WASHBURN, Greg, RHP ('69)
WASHBURN, Jarrod, LHP ('98-05)
WASHINGTON, Claudell, OF ('89-90)*
WATSON, Allen, LHP ('97-98)
WATSON, Tony, LHP ('21)
WEAVER, Eric, RHP ('00)
WEAVER, Jeff, RHP ('06)
WEAVER, Jered, RHP ('06-16)
WEAVER, Jim, LHP ('67-68)
WEBER, Ben, RHP ('00-04)
WEISS, Zack, RHP ('22-)
WELLS, Vernon, OF ('11-12)#
WERHAS, John, INF ('67)#
WESSON, Barry, OF ('03)#
WHEELLOCK, Gary, RHP ('76)
WHITE, Devon, OF ('85-90)+
WHITEFIELD, Aaron, OF ('22-)#
WHITMER, Dan, C ('80)#
WILFONG, Rob, INF ('82-86)*
WILHELM, Hoyt, RHP ('69)
WILK, Adam, LHP ('15)
WILLHITE, Nick, LHP ('67)
WILLIAMS, Jerome, RHP ('11-13)
WILLIAMS, Mitch, LHP ('95)
WILLIAMS, Reggie, OF ('92, '98-99)#
WILLIAMS, Shad, RHP ('96-97)
WILLITS, Reggie, OF ('06-11)*
WILSHUSEN, Terry, RHP ('73)
WILSON, Bobby, C ('08-12)#
WILSON, C.J., LHP ('12-15)
WILSON, Tack, OF ('87)#
WILSON, Trevor, LHP ('98)
WINDHORN, Gordon, OF ('62)#
WINFIELD, Dave, OF/DH ('90-91)#
WISE, Matt, RHP ('00-03)
WITT, George, RHP ('62)

WOLF, Wally, RHP ('69-70)
WONG, Keen, INF ('19, '21)*
WOOD, Blake, RHP ('17-18)
WOOD, Brandon, INF ('07-11)#
WOODS, Jake, LHP ('05)
WOOTEN, Shawn, C/INF ('00-03)#
WRIGHT, Clyde, LHP ('66-73)
WRIGHT, Daniel, RHP ('16-17)
WRIGHT, Wesley, LHP ('15)
WYNEGAR, Butch, C ('87-88)+
WYNNIE, Billy, RHP ('71)

-Y-
YAN, Esteban, RHP ('05-06)
YATES, Kirby, RHP ('17)
YOST, Eddie, INF ('61-62)
YOUNG, Chris, OF ('18)
YOUNG, Cliff, LHP ('90-91)
YOUNG, JC, Eric, INF/OF ('17-18)+

-Z-
ZAHN, Geoff, LHP ('81-85)
ZASTRYZNY, Rob, LHP ('22)



Scott Spiezio

SPIEZIO, Scott, INF/DH ('00-03)+
SPRING, Jack, LHP ('61-64)
SPRINGER, Dennis, RHP ('96-97)
SPRINGER, Russ, RHP ('93-95)
SPROUT, Bob, LHP ('61)
STANGE, Daniel, RHP ('13)
STANTON, Leroy, OF ('72-76)#
STASSI, Max, C ('19-)#
STEFANIC, Michael, INF ('22-)#
STEIRER, Ricky, RHP ('82-84)
STELMASZEK, Rick, C ('73)*
STEPHENSON, John, C ('71-73)*
STEVENS, Lee, INF ('90-92)*
STEWART, Ian, INF ('14)*
STILLWELL, Kurt, INF ('93)+



Mike Witt

WITT, Mike, RHP ('81-90)



CLUB HISTORY

ANGELS OPENING DAY LINEUPS

1961	1962	1963	1964	1965	1966	1967	1968
Yost, 3B Aspromonte, 2B Pearson, RF Kluszewski, 1B Cerv, LF Hunt, CF Brickell, SS Rice, C Grba, P W, 7-2 @ BAL	Pearson, RF Fregosi, SS L. Thomas, CF Wagner, LF Torres, 3B Yost, 1B Rodgers, C Moran, 2B Grba, P L, 2-1 @ CWS	Pearson, CF Moran, 2B L. Thomas, 1B Wagner, LF Rodgers, C G. Thomas, RF Torres, 3B Fregosi, SS McBride, P W, 4-1 vs. BOS @ L.A.	Pearson, LF Moran, 2B Fregosi, SS Adcock, 1B L. Thomas, RF Rodgers, C Simpson, CF Torborg, C McBride, P W, 4-0 @ WAS @ L.A.	Cardenal, CF Moran, 2B Smith, LF Shockley, 1B Clinton, RF Rodgers, C Schaal, 3B Knop, 2B Newman, P L, 7-1 vs. CLE @ L.A.	Cardenal, CF Fregosi, SS Hali, RF Reichardt, LF Mincher, 1B Cardenal, CF Rodgers, C Knop, 2B Brunet, P W, 4-2 vs. DET @ Anaheim	Schaal, 3B Fregosi, SS Hali, RF Reichardt, LF Mincher, 1B Cardenal, CF Rodgers, C Knop, 2B Brunet, P W, 4-5 vs. DET @ Anaheim	Schaal, 3B Fregosi, SS Mincher, 1B Hinton, RF Reichardt, LF Repoz, CF Rodgers, C Knop, 2B Brunet, P L, 1-0 @ NYY
Voss, RF Fregosi, SS Johnstone, CF Reichardt, LF Stuart, 1B Rodriguez, 3B Satriano, C Knop, 2B McGlothlin, P L, 4-3 vs. Sea. Pilots @ Anaheim	Alomar, 2B Fregosi, SS Voss, RF A. Johnson, LF Spencer, 1B Repoz, CF Ascue, C Rodriguez, 3B Messersmith, P Moran, 2B @ MIL	Alomar, 2B Fregosi, SS A. Johnson, LF Conigliaro, RF Spencer, 1B McMullen, 3B Moses, C Berry, CF Wright, P L, 4-1 vs. KC @ Anaheim	Alomar, 2B Rivers, CF Cardenas, SS Spencer, 1B McMullen, 3B Pinson, LF Stanton, RF Torborg, C Messersmith, P W, 1-0 vs. TEX @ Anaheim	Grabarkewitz, 3B Valentine, SS Pinson, RF Robinson, LF McCraw, DH Spencer, 1B Berry, CF Stephenson, C Alomar, 2B Ryan, P W, 3-2 vs. KC @ Anaheim	Rivers, CF Doyle, 2B Valentine, LF Robinson, DH Epstein, 1B Oliver, 3B Stanton, RF Rodriguez, C Chalk, SS Ryan, P W, 8-2 @ CWS @ Anaheim	Nettles, CF Rivers, LF Harper, DH Bochte, 1B Lahoud, RF Chalk, 3B Rodriguez, C Torres, CF Ramirez, SS Ryan, P W, 3-2 vs. KC @ Anaheim	Collins, LF Remy, 2B Bochte, 1B Melton, DH Herrmann, C Stanton, RF Rodriguez, C Torres, CF Ramirez, SS Tanana, P L, 5-2 vs. OAK @ Anaheim
Remy, 2B Grich, SS Bonds, RF Baylor, DH Rudi, LF Solata, 1B Bochte, CF Chalk, 3B Humphrey, C Tanana, P W, 7-0 @ SEA	Miller, RF Grich, 2B Bostock, CF Rudi, LF Baylor, DH Fairly, 1B Chalk, 3B Mulliniks, SS Humphrey, C Tanana, P W, 1-0 vs. OAK @ Anaheim	Miller, CF Ford, RF Carew, 1B Baylor, DH Rudi, LF Lansford, 3B Downing, C Grich, 2B Mulliniks, SS Tanana, P L, 5-4 @ SEA	Collins, CF Lansford, 3B Ford, RF Carew, 1B Baylor, DH Downing, C Rudi, LF Grich, 2B Patek, SS Frost, P W, 10-2 vs. CLE @ Anaheim	Carew, 1B Burleson, SS Lynn, CF Carew, 1B Baylor, DH Ford, RF Downing, C Downing, LF Hobson, 3B Zahn, P W, 6-2 @ SEA	Burleson, SS Lynn, CF Carew, 1B Jackson, RF Baylor, DH Downing, C Downing, LF Boone, C Forsch, P W, 3-2 (11 inn.) @ OAK	Downing, LF Clark, RF Scionis, 1B Jackson, DH Lynn, CF DeCinces, 3B Grich, 2B Boone, C Kison, P W, 3-2 vs. MIL @ Anaheim	Downing, DH Carew, 1B Beniquez, LF DeCinces, 3B Lynn, RF Grich, 2B Schofield, SS Boone, C Pettis, CF Forsch, P W, 2-1 vs. BOS @ Anaheim
Carew, 1B Beniquez, LF Grich, 2B DeCinces, 3B Downing, DH Jackson, RF Schofield, SS Boone, C Pettis, CF Witt, P L, 6-2 vs. MIN @ Anaheim	Grich, 2B Jones, RF Joyner, 1B Jackson, DH DeCinces, 3B Downing, LF Burleson, SS Boone, C Pettis, CF Witt, P L, 8-4 (10 inn.) @ SEA	Downing, DH Joyner, 1B DeCinces, 3B Hendrick, RF White, LF Wynegar, C Schofield, SS Pettis, CF McLemore, 2B Witt, P L, 7-1 vs. SEA @ Anaheim	McLemore, 2B Ray, 2B Davis, RF Joyner, 1B Downing, DH White, CF Howell, 3B Boone, C Schofield, SS Witt, P L, 8-5 @ CWS @ Anaheim	Downing, DH Ray, 2B White, CF Joyner, 1B Armas, RF Bichette, LF Parrish, C Schu, 3B McLemore, SS Bivleyn, P L, 7-4 vs. SEA @ Anaheim	White, CF Sojo, 2B Joyner, 1B Davis, DH Bichette, LF Washington, RF Parrish, C Schu, 3B McLemore, SS Bivleyn, P L, 4-4 vs. SEA @ Anaheim	Polonia, LF Sojo, 2B Joyner, 1B Winfield, RF Parker, DH Parrish, C Parrish, C Felix, CF Schofield, SS Finley, P W, 3-2 @ SEA	Polonia, LF Felix, CF Hayes, RF Brooks, DH Stevens, 1B Gaetti, 3B Parrish, C Rose, 2B DiSarcina, SS Langston, P L, 10-4 vs. CWS @ Anaheim
Polonia, LF Curtis, CF Snow, 1B Davis, DH Salmon, RF Gonzales, 1B Easley, 2B DiSarcina, SS Orton, C Langston, P W, 3-1 vs. MIL @ Anaheim	Curtis, CF Easley, 2B Salmon, RF Davis, DH Jackson, RF Perez, 1B Myers, C Reynolds, 2B DiSarcina, SS Langston, P W, 8-2 @ MIN @ Anaheim	Phillips, LF Easley, 2B Edmonds, CF Davis, DH Salmon, RF Perez, 1B Snow, 1B Allanson, C DiSarcina, SS Finley, P L, 5-4 vs. DET @ Anaheim	Velarde, 2B Edmonds, CF Salmon, RF Davis, DH Jackson, RF Arias, 3B Fabregas, C DiSarcina, SS Finley, P L, 5-5 vs. MIL @ Anaheim	Erstad, 1B Alicia, 2B Edmonds, CF Salmon, RF Hollins, 3B Anderson, LF Murray, DH Leyritz, C DiSarcina, SS Langston, P L, 6-5 vs. BOS @ Anaheim	Erstad, 1B Edmonds, CF Hollins, 3B Salmon, RF Felder, DH Anderson, LF Martin, 2B Leyritz, C DiSarcina, SS Finley, P W, 6-5 vs. NYY @ Anaheim	Erstad, 1B Velarde, 2B Vaughn, 1B Salmon, RF Anderson, CF Greene, DH Glaus, 3B Spiezo, DH Walbeck, C Sheets, SS Belcher, P W, 6-5 vs. CLE @ Anaheim	Erstad, LF Kennedy, 2B Vaughn, 1B Salmon, RF Anderson, CF Glaus, 3B Spiezo, DH B. Molina, C DiSarcina, SS Hill, P L, 3-2 vs. NYY @ Anaheim
Erstad, CF Gill, SS Salmon, RF Glaus, 3B Anderson, LF Hill, DH B. Molina, C Spiezo, 1B Eckstein, 2B Schoeneweis, P L, 3-2 @ TEX	Eckstein, SS Erstad, CF Salmon, RF Anderson, LF Fullmer, DH Glaus, 3B Spiezo, 1B Gill, 1B Kennedy, 2B Washburn, P L, 6-0 vs. CLE @ Anaheim	Eckstein, SS Erstad, CF Salmon, RF Anderson, LF Fullmer, DH Glaus, 3B Spiezo, 1B B. Molina, C Kennedy, 2B Lackey, P L, 6-3 vs. TEX @ Anaheim	Eckstein, SS Erstad, CF Guerrero, RF Anderson, LF Guillen, LF Salmon, DH J. Molina, C Kennedy, 2B Lackey, P W, 10-5 @ SEA	Erstad, 1B DaVanon, DH Guerrero, RF Anderson, DH Finley, CF Quinlan, 3B Cabrera, SS B. Molina, C Figgins, 2B Colton, P W, 2-1 vs. TEX @ Anaheim	Figgins, 3B Cabrera, SS Anderson, DH Finley, CF Erstad, CF Kotchman, 1B J. Molina, C Kennedy, 2B Colton, P W, 5-4 @ SEA	Matthews Jr., CF Cabrera, SS Guerrero, RF Anderson, LF Hillenbrand, DH Kotchman, 1B Kendrick, 2B Napoli, C Izturis, 3B Lackey, P W, 4-1 vs. TEX @ Anaheim	Figgins, 3B Matthews Jr., DH Guerrero, RF Anderson, LF Hunter, CF Kotchman, 1B Kendrick, 2B Napoli, C Izturis, 3B Weaver, P L, 2-3 @ MIN
Figgins, 3B Kendrick, 2B Abreu, RF Guerrero, DH Hunter, CF Morales, 1B Rivera, LF Mathis, C Ayar, SS Saunders, P W, 3-0 vs. OAK @ Anaheim	Ayar, SS Abreu, RF Matsui, DH Morales, 1B Rivera, LF Kendrick, 2B Wood, 3B Mathis, C Weaver, P W, 6-3 vs. MIN @ Anaheim	Izturis, 3B Kendrick, 2B Abreu, DH Hunter, RF Wells, LF Ayar, SS Trumbo, 1B Mathis, C Bourjos, CF Weaver, P W, 4-2 @ KC @ Anaheim	Ayar, SS Kendrick, 2B Pujols, 1B Hunter, RF Wells, LF Morales, DH Trumbo, 3B lannetta, C Bourjos, CF Weaver, P W, 5-0 @ KC @ Anaheim	Trout, CF Ayar, SS Pujols, 1B Hamilton, RF Trumbo, LF Kendrick, 2B Callaspo, 3B lannetta, C Weaver, P W, 3-3 (13 inn.) @ CIN	Calhoun, RF Trout, CF Pujols, 1B Hamilton, RF Freese, 3B Ibanez, DH Kendrick, 2B Callaspo, 3B lannetta, C Weaver, P W, 2-1 vs. SEA @ Anaheim	Calhoun, RF Trout, CF Pujols, 1B Joyce, LF Freese, 3B Ayar, SS Cron, DH lannetta, C Giavotella, 2B Weaver, P L, 4-4 @ SEA	Escobar, 3B Nava, LF Trout, CF Pujols, DH Calhoun, RF Cron, 1B Simmons, SS Perez, C Giavotella, 2B Richards, P L, 0-9 vs. CHO @ Anaheim
Escobar, 3B Calhoun, RF Trout, CF Pujols, DH Cron, 1B Maybin, LF Simmons, SS Espinoza, 2B Maldonado, C Nolasco, P L, 2-4 @ OAK	Cozart, 2B Calhoun, RF Bout, 1B Pujols, 1B Cron, 1B Simmons, SS Valbuena, 3B Oltani, DH Maldonado, C Richards, P L, 5-6 (11 inn.) @ OAK	Calhoun, RF Trout, CF Simmons, SS Pujols, DH Cozart, 3B L. Stella, 2B Luciano, 3B Carrillo, P L, 0-4 @ OAK	Fletcher, 3B Trout, CF Oltani, DH Upton, LF L. Stella, 2B Pujols, 1B Castro, C Simmons, SS Goodwin, RF Heaney, P L, 3-7 (10 inn.) @ OAK	Fletcher, 3B Oltani, DH Trout, CF Rendon, 3B Duffy, 2B Adell, LF Walls, 1B Stassi, C Marsh, RF Fletcher, SS L, 1-3 vs. HOUS @ Anaheim	Oltani, DH/P Trout, CF Rendon, 3B Duffy, 2B Adell, LF Walls, 1B Stassi, C Marsh, RF Fletcher, SS L, 1-3 vs. HOUS @ Anaheim	Oltani, DH/P Trout, CF Rendon, 3B Duffy, 2B Adell, LF Walls, 1B Stassi, C Marsh, RF Fletcher, SS L, 1-4 @ SEA	Oltani, DH/P Trout, CF Rendon, 3B Duffy, 2B Adell, LF Walls, 1B Stassi, C Marsh, RF Fletcher, SS L, 1-4 @ SEA

CLUB HISTORY



CLUB HISTORY

CAREER BATTING LEADERS

AVERAGE ★

1. Vladimir Guerrero	.319
2. Rod Carew	.314
3. MIKE TROUT	.305
4. Garret Anderson	.296
5. Howie Kendrick	.292
6. Chone Figgins	.291
7. Wally Joyner	.286
8. Darin Erstad	.286
9. Tim Salmon	.282
10. Adam Kennedy	.280

EXTRA-BASE HITS

1. Garret Anderson	796
2. Tim Salmon	662
3. MIKE TROUT	627
4. Brian Downing	526
5. Albert Pujols	437
6. Darin Erstad	423
7. Jim Fregosi	404
8. Vladimir Guerrero	377
9. Bobby Grich	357
Howie Kendrick	357

STRIKEOUTS

1. Tim Salmon	1,360
2. MIKE TROUT	1,215
3. Garret Anderson	1,117
4. Kole Calhoun	862
5. Jim Fregosi	835
6. Darin Erstad	796
7. Troy Glaus	784
8. Howie Kendrick	761
9. Brian Downing	759
10. Bobby Grich	758

GAMES

1. Garret Anderson	2,013
2. Tim Salmon	1,672
3. Brian Downing	1,661
4. Jim Fregosi	1,429
5. Darin Erstad	1,320
6. MIKE TROUT	1,288
7. Bobby Grich	1,222
8. Erick Aybar	1,220
9. Albert Pujols	1,181
10. Gary DiSarcina	1,086
Dick Schofield	1,086

DOUBLES

1. Garret Anderson	489
2. Tim Salmon	339
3. Brian Downing	282
4. Darin Erstad	279
5. MIKE TROUT	268
6. Howie Kendrick	249
7. Erick Aybar	222
8. Jim Fregosi	219
9. Albert Pujols	214
10. Vladimir Guerrero	194

STOLEN BASES

1. Chone Figgins	280
2. MIKE TROUT	203
3. Gary Pettis	186
4. Luis Polonia	174
5. Darin Erstad	170
6. Erick Aybar	141
7. Sandy Alomar	139
8. Mickey Rivers	126
9. Adam Kennedy	123
Devon White	123

AT-BATS

1. Garret Anderson	7,989
2. Tim Salmon	5,934
3. Brian Downing	5,854
4. Darin Erstad	5,258
5. Jim Fregosi	5,244
6. MIKE TROUT	4,656
7. Albert Pujols	4,613
8. Erick Aybar	4,427
9. Howie Kendrick	4,117
10. Bobby Grich	4,100

TRIPLES

1. Jim Fregosi	70
2. Chone Figgins	53
3. MIKE TROUT	49
4. Erick Aybar	43
5. Garret Anderson	35
6. Adam Kennedy	32
Mickey Rivers	32
8. Darin Erstad	30
Howie Kendrick	30
10. Luis Polonia	27
Dick Schofield	27

ON-BASE PCT. ★

1. MIKE TROUT	.419
2. Rod Carew	.393
3. Tim Salmon	.385
4. Vladimir Guerrero	.381
5. Albie Pearson	.379
6. Brian Downing	.372
7. Bobby Grich	.370
8. Chili Davis	.365
9. Bobby Abreu	.364
10. Chone Figgins	.363

RUNS

1. Garret Anderson	1,024
2. Tim Salmon	986
3. MIKE TROUT	967
4. Brian Downing	889
5. Darin Erstad	818
6. Jim Fregosi	691
7. Bobby Grich	601
8. Chone Figgins	596
9. Erick Aybar	572
10. Albert Pujols	561

HOME RUNS

1. MIKE TROUT	310
2. Tim Salmon	299
3. Garret Anderson	272
4. Brian Downing	222
Albert Pujols	222
6. Troy Glaus	182
7. Vladimir Guerrero	173
8. Chili Davis	156
9. Bobby Grich	154
10. Don Baylor	141

SLUGGING PCT. ★

1. MIKE TROUT	.583
2. Vladimir Guerrero	.546
3. Tim Salmon	.498
4. Troy Glaus	.497
5. Garret Anderson	.469
6. Chili Davis	.464
7. Doug DeCinces	.463
8. Wally Joyner	.450
9. Don Baylor	.448
10. Albert Pujols	.447

HITS

1. Garret Anderson	2,368
2. Tim Salmon	1,674
3. Brian Downing	1,588
4. Darin Erstad	1,505
5. MIKE TROUT	1,419
6. Jim Fregosi	1,408
7. Erick Aybar	1,223
8. Howie Kendrick	1,204
9. Albert Pujols	1,180
10. Bobby Grich	1,103

RUNS BATTED IN

1. Garret Anderson	1,292
2. Tim Salmon	1,016
3. Brian Downing	846
4. MIKE TROUT	816
5. Albert Pujols	785
6. Darin Erstad	623
7. Chili Davis	618
8. Vladimir Guerrero	616
9. Bobby Grich	557
10. Jim Fregosi	546

OPS ★

1. MIKE TROUT	1.002
2. Vladimir Guerrero	.927
3. Tim Salmon	.884
4. Troy Glaus	.854
5. Chili Davis	.829
6. Brian Downing	.813
7. Bobby Grich	.806
8. Wally Joyner	.801
9. Doug DeCinces	.798
10. Garret Anderson	.796

TOTAL BASES

1. Garret Anderson	3,743
2. Tim Salmon	2,958
3. MIKE TROUT	2,715
4. Brian Downing	2,580
5. Darin Erstad	2,186
6. Jim Fregosi	2,112
7. Albert Pujols	2,062
8. Bobby Grich	1,788
9. Vladimir Guerrero	1,767
10. Howie Kendrick	1,747

BASES ON BALLS

1. Tim Salmon	970
2. Brian Downing	866
3. MIKE TROUT	865
3. Bobby Grich	630
5. Jim Fregosi	558
6. Chili Davis	493
7. Troy Glaus	470
8. Darin Erstad	419
9. Chone Figgins	412
10. Rod Carew	405

All Caps/**BOLD** — Current Angel

★ Based on 3,000-or-more plate appearances



CLUB HISTORY

SINGLE SEASON BATTING

HIGHEST AVERAGE

(Based on 502 plate appearances)

1. Darin Erstad	.355	2000
2. Rod Carew	.339	1983
3. Vladimir Guerrero	.337	2004
4. Rod Carew	.331	1980
5. Chone Figgins	.330	2007
Tim Salmon	.330	1995
7. Vladimir Guerrero	.329	2006
Alex Johnson	.329	1970★
9. MIKE TROUT	.326	2012
Brian Downing	.326	1979

GAMES

1. Don Baylor	162	1979★
Sandy Alomar	162	1971★
Sandy Alomar	162	1970★
Jim Fregosi	162	1966
Bobby Knoop	162	1964
6. Garret Anderson	161	2001
Troy Glaus	161	2001
Mo Vaughn	161	2000
Jim Fregosi	161	1969
Bobby Knoop	161	1966
Jim Fregosi	161	1965

AT-BATS

1. Sandy Alomar	689	1971★
2. Darin Erstad	676	2000★
3. Garret Anderson	672	2001
Sandy Alomar	672	1970
5. Billy Moran	659	1962
6. Carney Lansford	654	1979
7. Garret Anderson	647	2000
8. Chone Figgins	642	2005
9. Devon White	639	1987
10. Orlando Cabrera	638	2007
Garret Anderson	638	2003
Garret Anderson	638	2002

RUNS

1. MIKE TROUT	129	2012★
2. Vladimir Guerrero	124	2004★
3. MIKE TROUT	123	2016★
4. Darin Erstad	121	2000
5. Troy Glaus	120	2000
Jim Edmonds	120	1995
Don Baylor	120	1979★
8. Tony Phillips	119	1995
9. MIKE TROUT	115	2014★
Jim Edmonds	115	1998
Albie Pearson	115	1962★

HITS

1. Darin Erstad	240	2000★
2. Vladimir Guerrero	206	2004
3. Alex Johnson	202	1970
4. Garret Anderson	201	2003
5. Vladimir Guerrero	200	2006
6. Garret Anderson	195	2002
7. Garret Anderson	194	2001
8. Orlando Cabrera	192	2007
9. MIKE TROUT	190	2013
10. Garret Anderson	189	1997

TOTAL BASES

1. Vladimir Guerrero	366	2004★
Darin Erstad	366	2000
3. Garret Anderson	345	2003
4. Garret Anderson	344	2002
5. Troy Glaus	340	2000
6. MIKE TROUT	339	2015
7. MIKE TROUT	338	2014★
8. Garret Anderson	336	2000
9. Vladimir Guerrero	335	2006
10. Don Baylor	333	1979

EXTRA-BASE HITS

1. Garret Anderson	88	2002
2. Troy Glaus	85	2000
3. MIKE TROUT	84	2014
4. Garret Anderson	82	2003
5. Troy Glaus	81	2001
6. SHOHEI OHTANI	80	2021
Albert Pujols	80	2012
Vladimir Guerrero	80	2004
9. MIKE TROUT	79	2015
Kendrys Morales	79	2009

DOUBLES

1. Garret Anderson	56	2002★
2. Albert Pujols	50	2012
3. Garret Anderson	49	2003★
4. Vladimir Guerrero	45	2007
Orlando Cabrera	45	2006
6. Kendrys Morales	43	2009
7. Jim Edmonds	42	1998
Johnny Ray	42	1988
Doug DeCinces	42	1982
10. Garret Anderson	41	1998
Howie Kendrick	41	2010
Bobby Abreu	41	2010

TRIPLES

1. Chone Figgins	17	2004
2. Devon White	13	1989
Mickey Rivers	13	1975★
Jim Fregosi	13	1968★
5. Jim Fregosi	12	1963
6. Peter Bourjos	11	2011
Adam Kennedy	11	2000
Mickey Rivers	11	1974★
Bobby Knoop	11	1966★
10. Chone Figgins	10	2005
Jerry Remy	10	1977

HOME RUNS

1. Troy Glaus	47	2000★
2. SHOHEI OHTANI	46	2021
3. MIKE TROUT	45	2019
4. MIKE TROUT	41	2015
Troy Glaus	41	2001
6. Albert Pujols	40	2015
7. MIKE TROUT	39	2018
Vladimir Guerrero	39	2004
Reggie Jackson	39	1982★
10. Bobby Bonds	37	1977
Leon Wagner	37	1962

★ = led or tied for league lead



CLUB HISTORY

SINGLE SEASON BATTING

RUNS BATTED IN

1. Don Baylor	139	1979★
2. Tim Salmon	129	1997
3. Vladimir Guerrero	126	2004
4. Vladimir Guerrero	125	2007
5. Garret Anderson	123	2002
Garret Anderson	123	2001
7. Albert Pujols	119	2016
8. Garret Anderson	117	2000
Mo Vaughn	117	2000
Wally Joyner	117	1987

BASES ON BALLS

1. MIKE TROUT	122	2018★
2. MIKE TROUT	116	2016★
3. Tony Phillips	113	1995
4. Troy Glaus	112	2000
5. MIKE TROUT	110	2013★
MIKE TROUT	110	2019
7. Troy Glaus	107	2001
8. Brian Downing	106	1987★
9. Tim Salmon	104	2000
10. Chone Figgins	101	2009★

STRIKEOUTS

1. SHOHEI OHTANI	189	2021
2. MIKE TROUT	184	2014★
Mark Trumbo	184	2013
4. Mo Vaughn	181	2000★
5. JUSTIN UPTON	176	2018
6. Kole Calhoun	164	2015
7. Troy Glaus	163	2000
8. Kole Calhoun	162	2019
9. SHOHEI OHTANI	161	2022
10. MIKE TROUT	158	2015
Josh Hamilton	158	2013
Troy Glaus	158	2001

STOLEN BASES

1. Mickey Rivers	70	1975★
2. Chone Figgins	62	2005★
3. Gary Pettis	56	1985
4. Luis Polonia	55	1993
5. Chone Figgins	52	2006
6. Luis Polonia	51	1992
7. Gary Pettis	50	1986
8. MIKE TROUT	49	2012★
9. Chad Curtis	48	1993
Luis Polonia	48	1991
Gary Pettis	48	1984

SACRIFICE HITS

1. Tim Foli	26	1982★
2. Bob Boone	23	1982
3. Luis Sojo	19	1991★
Bobby Grich	19	1978
Jerry Remy	19	1977
6. David Eckstein	16	2001★
Gary DiSarcina	16	1996
Bob Boone	16	1985
Juan Beniquez	16	1982
Rod Carew	16	1982

SACRIFICE FLIES

1. Dan Ford	13	1979★
2. Johnny Ray	12	1989
Wally Joyner	12	1986★
Doug DeCinces	12	1984
Don Baylor	12	1979★
Don Baylor	12	1978★
7. Orlando Cabrera	11	2007★
Orlando Cabrera	11	2006★
Tim Salmon	11	1997
Carney Lansford	11	1980

HIT BY PITCH

1. David Eckstein	27	2002★
2. David Eckstein	21	2001★
3. Martin Maldonado	18	2017
Don Baylor	18	1978★
Rick Reichardt	18	1968
6. Brian Downing	17	1987
Brian Downing	17	1986
8. MIKE TROUT	16	2019
9. Jose Guillen	15	2004
David Eckstein	15	2003
Brad Fullmer	15	2002

ON-BASE PCT.

(Based on 502 plate appearances)

1. MIKE TROUT	.460	2018★
2. MIKE TROUT	.442	2017★
3. MIKE TROUT	.441	2016★
4. MIKE TROUT	.438	2019★
5. MIKE TROUT	.432	2013
6. Tim Salmon	.429	1995
Chili Davis	.429	1995
8. Albie Pearson	.420	1961
9. Brian Downing	.418	1979
10. Chili Davis	.410	1994
Tim Salmon	.410	1998

SLUGGING PCT. ★★

1. MIKE TROUT	.645	2019★
2. MIKE TROUT	.629	2017★
3. MIKE TROUT	.628	2018★
4. Troy Glaus	.604	2000
5. MIKE TROUT	.603	2020
6. Vladimir Guerrero	.598	2004
7. Tim Salmon	.594	1995
8. SHOHEI OHTANI	.594	2021
9. MIKE TROUT	.590	2015★
10. Kendrys Morales	.569	2009

OPS ★★

1. MIKE TROUT	1.088	2018★
2. MIKE TROUT	1.083	2019★
3. MIKE TROUT	1.071	2017★
4. Tim Salmon	1.024	1995
5. Troy Glaus	1.008	2000
6. MIKE TROUT	.993	2020
7. MIKE TROUT	.991	2016
MIKE TROUT	.991	2015★
9. Vladimir Guerrero	.989	2004
10. MIKE TROUT	.988	2013

All CAPS/BOLD — Current Angel

★ = led or tied for league lead

★★ Based on 3.1 plate appearances multiplied by games played by Angels

CLUB HISTORY

ROOKIE SINGLE SEASON BATTING

HIGHEST AVERAGE

(Based on 502 plate appearances)

1. MIKE TROUT	.326	2012
2. Reggie Willits	.293	2007
3. Wally Joyner	.290	1986
4. David Eckstein	.287	2001
5. Lee Thomas	.284	1961
Tim Salmon	.283	1993

GAMES

1. Bobby Knoop	162	1964
2. Devon White	159	1987
3. Gary DiSarcina	157	1992
4. Adam Kennedy	156	2000
5. Paul Schaal	155	1965
Bob Rodgers	155	1962

AT-BATS

1. Devon White	639	1987
2. Adam Kennedy	598	2000
3. Wally Joyner	593	1986
4. David Eckstein	579	2001
5. Jerry Remy	569	1975

RUNS

1. MIKE TROUT	129	2012
2. Devon White	103	1987
3. Tim Salmon	93	1993
4. David Eckstein	82	2001
Adam Kennedy	82	2000
Wally Joyner	82	1986
Jerry Remy	82	1975

HITS

1. MIKE TROUT	182	2012
2. Wally Joyner	172	1986
3. Devon White	168	1987
4. David Eckstein	166	2001
5. Adam Kennedy	159	2000

TOTAL BASES

1. MIKE TROUT	315	2012
2. Devon White	283	1987
3. Tim Salmon	276	1993
4. Wally Joyner	271	1986
5. Mark Trumbo	257	2011

EXTRA-BASE HITS

1. Tim Salmon	67	1993
2. MIKE TROUT	65	2012
3. Devon White	62	1987
4. Mark Trumbo	61	2011
5. Ken Hunt	57	1961

DOUBLES

1. Tim Salmon	35	1993
2. Bob Rodgers	34	1962
3. Adam Kennedy	33	2000
Devon White	33	1987
5. Mark Trumbo	31	2011

TRIPLES

1. Adam Kennedy	11	2000
2. MIKE TROUT	8	2012
3. Gary Pettis	6	1984
Bob Rodgers	6	1962
5. 4 PLAYERS TIED	5	

HOME RUNS

1. Tim Salmon	31	1993
2. MIKE TROUT	30	2012
3. Mark Trumbo	29	2011
4. Ken Hunt	25	1961
5. Devon White	24	1987
Lee Thomas	24	1961

RUNS BATTED IN

1. Wally Joyner	100	1986
2. Tim Salmon	95	1993
3. Mark Trumbo	87	2011
Devon White	87	1987
5. Ken Hunt	84	1961

ON-BASE PCT

(Based on 502 plate appearances)

1. MIKE TROUT	.399	2012
2. Reggie Willits	.391	2007
3. Tim Salmon	.382	1993
4. David Eckstein	.355	2001
5. Lee Thomas	.353	1961

SLUGGING PCT

(Based on 502 plate appearances)

1. MIKE TROUT	.564	2012
2. Tim Salmon	.536	1993
3. Lee Thomas	.491	1961
4. Ken Hunt	.454	1961
5. Mark Trumbo	.477	2011

OPS

(Based on 502 plate appearances)

1. MIKE TROUT	.963	2012
2. Tim Salmon	.918	1993
3. Lee Thomas	.844	1961
4. Ken Hunt	.810	1961
5. Wally Joyner	.805	1986

BASES ON BALLS

1. Tim Salmon	82	1993
2. Reggie Willits	69	2007
3. MIKE TROUT	67	2012
4. Willie Aikens	61	1979
Paul Schaal	61	1965

STRIKEOUTS

1. MIKE TROUT	139	2012
2. Tim Salmon	135	1993
Devon White	135	1987
4. Mark Trumbo	120	2011
Ken Hunt	120	1961

STOLEN BASES

1. MIKE TROUT	49	2012
2. Gary Pettis	48	1984
3. Chad Curtis	43	1992
4. Jose Cardenal	37	1965
5. Jerry Remy	34	1975

SACRIFICE HITS

1. David Eckstein	16	2001
2. Mark McLemore	15	1987
3. Devon White	14	1987
4. Steve Lubratic	13	1983
Dick Schofield	13	1984

SACRIFICE FLIES

1. Wally Joyner	12	1986
2. Tim Salmon	8	1993
Bob Rodgers	8	1962
4. J.B. Shuck	7	2013
MIKE TROUT	7	2012
Bengie Molina	7	2000
Carney Lansford	7	1978

HIT BY PITCH

1. David Eckstein	21	2001
2. Rick Reichardt	13	1966
3. Charlie Dees	8	1963
4. Gary DiSarcina	7	1992
Ron Jackson	7	1976
Dave Chalk	7	1974

GAMES BY POSITION

1B Wally Joyner	152	1986
2B Bobby Knoop	161	1964
SS Gary DiSarcina	157	1992
3B Paul Schaal	153	1965
OF Devon White	159	1987
OF Tim Salmon	140	1993
OF MIKE TROUT	139	2012
C Bob Rodgers	150	1962
DH SHOHJI OHTANI	82	2018

ROOKIE ALL-STARS

OF MIKE TROUT	2012
1B Wally Joyner	1986★
SS Dave Chalk	1974

All CAPS/BOLD — Current Angel
★ Indicates starter



President Ronald Reagan



CLUB HISTORY

YEARLY LEADERS BATTING

* Based on 502 plate appearances ** Based on 3.1 plate appearances multiplied by games played by Angels
Led or tied for league **Bold face indicates club record**

Year	Average★	Games	At Bats	Runs	Hits	Total Bases
1961	Pearson (.288)	Hunt (149)	Hunt (479)	Pearson (92)	L. Thomas (129)	Wagner (232)
1962	L. Thomas (.290)	4 with (160)	Moran (659)	Pearson# (115)	Moran (186)	Wagner (306)
1963	Pearson (.304)	Fregosi, Pearson (154)	Moran (597)	Pearson (92)	Pearson (176)	Wagner (251)
1964	Fregosi (.277)	Knoop (162)	Rodgers (514)	Fregosi (86)	Fregosi (140)	Fregosi (234)
1965	Fregosi (.277)	Fregosi (161)	Fregosi (602)	Fregosi (66)	Fregosi (167)	Fregosi (245)
1966	Cardenal (.276)	Fregosi (162)	Fregosi (611)	Fregosi (78)	Cardenal (155)	Fregosi (239)
1967	Fregosi (.290)	Knoop (159)	Fregosi (590)	Mincher (81)	Fregosi (171)	Mincher (237)
1968	Reichardt (.255)	Fregosi (159)	Fregosi (614)	Fregosi (77)	Fregosi (150)	Reichardt (225)
1969	Johnstone (.270)	Fregosi (161)	Fregosi (580)	Fregosi (78)	Alomar (153)	Fregosi (221)
1970	Johnson# (.329)	Alomar# (162)	Alomar (672)	Fregosi (95)	Johnson (202)	Johnson (282)
1971	Alomar (.260)	Alomar# (162)	Alomar# (689)	Alomar (77)	Alomar (179)	McMullen (234)
1972	Pinson (.275)	Alomar (155)	Alomar (610)	Alomar (65)	Oliver (154)	Oliver (222)
1973	Robinson (.266)	Oliver (151)	Oliver (544)	Robinson (85)	Oliver (144)	Robinson (261)
1974	Rivers (.285)	Doyle (147)	Doyle (511)	Robinson (75)	Rivers, Doyle (133)	Robinson (197)
1975	Rivers (.284)	Rivers (155)	Rivers (616)	Remy (82)	Rivers (175)	Rivers (221)
1976	Remy (.263)	Bochte (146)	Remy (502)	Remy (64)	Remy (132)	Remy (152)
1977	Chalk (.277)	Bonds (158)	Bonds (592)	Bonds (103)	Bonds (156)	Bonds (308)
1978	Bostock (.296)	Baylor (158)	Baylor (591)	Baylor (103)	Bostock (168)	Baylor (279)
1979	Downing (.326)	Baylor# (162)	Lansford (654)	Baylor# (120)	Lansford (188)	Baylor (333)
1980	Carew (.331)	Lansford (151)	Lansford (602)	Lansford (87)	Carew (79)	Carew (236)
1981	Carew★★ (.305)	Burleson# (109)	Burleson (430)	Carew (57)	Burleson (126)	Grich (191)
1982	Carew (.319)	Downing (158)	Downing (623)	Downing (109)	Downing (175)	DeCinces (315)
1983	Carew (.339)	Boone (142)	Carew (472)	Downing (68)	Carew (160)	Lynn (211)
1984	Downing (.275)	Downing (156)	DeCinces (547)	Lynn (84)	Downing (148)	Downing (249)
1985	Carew (.280)	Boone, Downing (150)	Downing (520)	Downing (80)	Downing (137)	Jackson (224)
1986	Joyner (.290)	Joyner, Pettis (154)	Joyner (593)	Pettis (93)	Joyner (172)	Joyner (271)
1987	Joyner (.285)	White (159)	White (639)	Downing (110)	White (168)	Joyner (298)
1988	Ray (.306)	C. Davis, Joyner (158)	Ray (602)	C. Davis, Joyner (81)	Ray (184)	C. Davis (259)
1989	Ray (.289)	Joyner (159)	White (636)	White (86)	Joyner (167)	Joyner (249)
1990	Parrish (.268)	Parrish (133)	Parrish (470)	Winfield (70)	Polonia (135)	Winfield (215)
1991	Joyner (.301)	Gaetti (152)	Polonia (604)	Polonia (92)	Polonia (179)	Joyner (269)
1992	Polonia (.286)	DiSarcina (157)	Polonia (577)	Polonia (83)	Polonia (165)	Polonia (190)

CLUB HISTORY

YEARLY LEADERS BATTING

Year	Average★	Games	At Bats	Runs	Hits	Total Bases
1993	Curtis (.285)	Davis (153)	Curtis (583)	Curtis (94)	Curtis (166)	Salmon (276)
1994	Davis★★ (.311)	Curtis (114)	Curtis (453)	Davis (72)	Davis (122)	Davis (220)
1995	Salmon (.330)	Salmon, Snow (143)	Edmonds (558)	Edmonds (120)	Salmon (177)	Salmon (319)
1996	Davis (.292)	Salmon (156)	Anderson (607)	Salmon (90)	Anderson (173)	Salmon (291)
1997	Anderson (.303)	Salmon (157)	Anderson (624)	Hollins (101)	Anderson (189)	Salmon (301)
1998	Edmonds (.307)	DiSarcina (157)	Anderson (622)	Edmonds (115)	Edmonds (184)	Edmonds (303)
1999	Anderson (.303)	Anderson (157)	Anderson (620)	Anderson (88)	Anderson (188)	Anderson (291)
2000	Erstad (.355)	Vaughn (161)	Erstad# (676)	Erstad (121)	Erstad# (240)	Erstad (366)
2001	Anderson (.289)	Anderson, Glaus (161)	Anderson (672)	Glaus (100)	Anderson (194)	Anderson (321)
2002	Kennedy (.312)	Anderson (158)	Anderson (638)	Eckstein (107)	Anderson (195)	Anderson (344)
2003	Anderson (.315)	Anderson (159)	Anderson (638)	Anderson (80)	Anderson (201)	Anderson (345)
2004	Guerrero (.337)	Guerrero (156)	Guerrero (612)	Guerrero# (124)	Guerrero (206)	Guerrero# (366)
2005	Guerrero (.317)	Figgins (158)	Figgins (642)	Figgins (113)	Figgins (186)	Guerrero (294)
2006	Guerrero (.329)	Guerrero (156)	Figgins, Cabrera (607)	Cabrera (95)	Guerrero (200)	Guerrero (335)
2007	Figgins (.330)	Cabrera (155)	Cabrera (638)	Cabrera (101)	Cabrera (192)	Guerrero (314)
2008	Guerrero (.303)	Hunter (146)	Anderson (557)	Hunter, Guerrero (85)	Guerrero (164)	Guerrero (282)
2009	Aybar (.312)	Figgins (158)	Figgins (615)	Figgins (114)	Figgins (183)	Morales (322)
2010	Hunter (.281)	Kendrick (158)	Kendrick (616)	Abreu (88)	Kendrick (172)	Hunter (266)
2011	Callaspo (.288)	Hunter (156)	Hunter (580)	Kendrick (86)	Aybar (155)	Trumbo (257)
2012	Trout (.326)	Pujols (154)	Pujols (607)	Trout# (129)	Trout (182)	Trout (315)
2013	Trout (.323)	Trumbo (159)	Trumbo (620)	Trout# (109)	Trout (190)	Trout (328)
2014	Kendrick (.293)	Pujols (159)	Pujols 633	Trout# 115	Kendrick (181)	Trout (338)
2015	Tout (.299)	Calhoun, Trout (159)	Calhoun (630)	Trout (104)	Trout (172)	Trout (339)
2016	Trout (.315)	Trout (159)	Calhoun (594)	Trout# (123)	Trout (173)	Trout (302)
2017	Trout (.306)	Simmons (158)	Pujols (593)	Trout (92)	Simmons (164)	Trout (253)
2018	Trout (.312)	Simmons (146)	Simmons (554)	Trout (101)	Simmons (162)	Trout (296)
2019	Trout (.291)	Fletcher (154)	Fletcher (596)	Trout (110)	Fletcher (173)	Trout (303)
2020	Fletcher★★ (.319)	Trout (53)	Fletcher (207)	Trout (41)	Fletcher (66)	Trout (120)
2021	Walsh (.277)	Ohtani (158)	Fletcher (626)	Ohtani (103)	Fletcher (164)	Trout (318)
2022	Ward (.281)	Ohtani (157)	Ohtani (586)	Ohtani (90)	Ohtani (160)	Ohtani (304)



CLUB HISTORY

YEARLY LEADERS BATTING

Year	Doubles	Triples	Home Runs	RBI	SB	SF
1961	Hunt (29)	L. Thomas (5)	Wagner (28)	Hunt (84)	Pearson (11)	Wagner (7)
1962	Rodgers (34)	Pearson, Rodgers (6)	Wagner (37)	Wagner (107)	Pearson (15)	Rodgers (8)
1963	Torres (32)	Fregosi (12)	Wagner (26)	Wagner (90)	Pearson (17)	Moran, Wagner (7)
1964	Fregosi, Clinton (22)	Fregosi (9)	Adcock (21)	Fregosi (72)	Fregosi (8)	Rodgers (7)
1965	Knoop (24)	W. Smith (9)	Fregosi (15)	Fregosi (64)	Cardenal (37)	Fregosi, Rodgers (8)
1966	Fregosi (32)	Knoop# (11)	Adcock (18)	Knoop (72)	Cardenal (24)	Knoop# (7)
1967	Fregosi, Mincher (23)	Fregosi (6)	Mincher (25)	Mincher (76)	Cardenal (10)	Rodgers, Schaal (4)
1968	Fregosi (21)	Fregosi# (13)	Reichardt (21)	Reichardt (73)	Davalillo (17)	Repoz# (8)
1969	Fregosi (22)	Fregosi (6)	Reichardt (13)	Reichardt (68)	Alomar (18)	Reichardt, Rodriguez (7)
1970	Fregosi (33)	Johnson, Repoz (6)	Fregosi (22)	Johnson (86)	Alomar (35)	Voss (5)
1971	Alomar (24)	Alomar (3)	McMullen (21)	McMullen (68)	Alomar (39)	Spencer (5)
1972	Pinson (24)	Oliver (5)	Oliver (20)	Oliver (76)	Alomar (20)	Oliver (5)
1973	Robinson (29)	Pinson (6)	Robinson (30)	Robinson (97)	Alomar (25)	Pinson (7)
1974	Robinson (26)	Rivers# (11)	Robinson (20)	Robinson (63)	Rivers (30)	Valentine, Llenas (7)
1975	Chalk (24)	Rivers# (13)	Stanton (14)	Stanton (82)	Rivers# (70)	Chalk (9)
1976	Jackson (18)	5 with (3)	Bonds (10)	Bonds (54)	Remy (35)	3 tied (5)
1977	Bonds, Chalk (27)	Remy (10)	Bonds (37)	Bonds (115)	Bonds, Remy (41)	Bonds (10)
1978	Rudi (17)	Jackson (6)	Baylor (34)	Baylor (99)	Baylor (22)	Baylor# (12)
1979	Baylor (33)	4 tied (5)	Baylor (36)	Baylor# (139)	Baylor (22)	Ford# (13)
1980	Carew (34)	Carew (7)	Thompson (17)	Lansford (80)	Carew (23)	Lansford# (11)
1981	Baylor (18)	Hobson (4)	Grich# (22)	Baylor (66)	Carew (16)	Baylor (6)
1982	DeCinces (42)	3 tied (5)	Jackson# (39)	Jackson (101)	Baylor, Carew (10)	DeCinces (9)
1983	Carew (24)	4 tied (3)	Lynn (22)	Lynn (74)	Pettis (8)	DeCinces (8)
1984	Downing, Lynn (28)	Pettis (6)	Jackson (25)	Downing (91)	Pettis (48)	DeCinces (12)
1985	Jackson (27)	Pettis (8)	Jackson (27)	Downing, Jackson (85)	Pettis (56)	DeCinces (7)
1986	Downing, Joyner (27)	Schofield (6)	DeCinces (26)	Joyner (100)	Pettis (50)	Joyner (12)
1987	Joyner, White (33)	Howell, White (5)	Joyner (34)	Joyner (117)	White (32)	Joyner (10)
1988	Ray (42)	Ray (7)	Downing (25)	C. Davis (93)	Schofield (20)	C. Davis (10)
1989	Joyner (30)	White (13)	Davis (22)	Davis (90)	White (44)	Ray (12)
1990	Ray (23)	Polonia (9)	Parrish (24)	Winfield (78)	White (21)	Winfield (7)
1991	Joyner (34)	Polonia (8)	Winfield (28)	Joyner (96)	Polonia (48)	Winfield (6)
1992	Felix (22)	Felix (5)	Gaetti (12)	Felix (72)	Polonia (51)	Felix (9)



CLUB HISTORY

YEARLY LEADERS BATTING

Year	Doubles	Triples	Home Runs	RBI	SB	SF
1993	Salmon (35)	Polonia (6)	Salmon (31)	Davis (112)	Polonia (55)	Salmon (8)
1994	Curtis (23)	Curtis (4)	Davis (26)	Davis (84)	Curtis (25)	Davis (6)
1995	Salmon (34)	DiSarcina (6)	Salmon (34)	Edmonds (107)	Phillips, Hudler (13)	Davis (9)
1996	Anderson (33)	DiSarcina, Salmon (4)	Salmon (30)	Salmon (98)	Hudler (14)	Davis (6)
1997	Anderson (36)	Alicea (7)	Salmon (33)	Salmon (129)	Erstad (23)	Salmon (11)
1998	Edmonds (42)	Anderson (7)	Salmon (26)	Edmonds (91)	Erstad (20)	Salmon (10)
1999	Anderson (36)	Erstad (5)	Vaughn (33)	Vaughn (108)	Erstad, Velarde (13)	Anderson, Salmon (6)
2000	Anderson (40)	Kennedy (11)	Glaus# (47)	Anderson, Vaughn (117)	Erstad (28)	Anderson (9)
2001	Anderson (39)	Gil, Spiezo (4)	Glaus (41)	Anderson (123)	Eckstein (29)	Kennedy (9)
2002	Anderson# (56)	3 tied (6)	Glaus (30)	Anderson (123)	Erstad (23)	Anderson (10)
2003	Anderson# (49)	Spiezo (7)	Anderson (29)	Anderson (116)	Kennedy (22)	Spiezo (7)
2004	Guerrero (39)	Figgins (17)	Guerrero (39)	Guerrero (126)	Figgins (34)	Guerrero (8)
2005	Anderson (34)	Figgins (10)	Guerrero (32)	Guerrero (108)	Figgins# (62)	B. Molina (6)
2006	Cabrera (45)	Figgins (8)	Guerrero (33)	Guerrero (116)	Figgins (52)	Cabrera# (11)
2007	Guerrero (45)	Figgins (6)	Guerrero (27)	Guerrero (125)	Figgins (41)	Cabrera (11)
2008	Hunter (37)	Aybar (5)	Guerrero (27)	Guerrero (91)	Figgins (34)	Rivera (8)
2009	Morales (43)	Aybar (9)	Morales (34)	Morales (108)	Figgins (42)	Abreu (9)
2010	Abreu, Kendrick (41)	3 tied (4)	Napoli (26)	Hunter (90)	Abreu (24)	Abreu, Kendrick (5)
2011	Izturis (35)	Bourjos (11)	Trumbo (29)	Trumbo (87)	Aybar (30)	Trumbo, Izturis (4)
2012	Pujols (50)	Trout (8)	Trumbo (32)	Pujols (105)	Trout# (49)	Trout (7)
2013	Trout (39)	Trout (9)	Trumbo (34)	Trumbo (100)	Trout (33)	Hamilton (9)
2014	Trout (39)	Trout (9)	Trout (36)	Trout# (111)	Trout, Aybar (16)	Trout
2015	Trout (32)	Trout (6)	Trout (41)	Pujols (95)	Aybar (15)	Giavotella (6)
2016	Calhoun (35)	Calhoun, Trout (5)	Pujols (31)	Pujols (119)	Trout (30)	Pujols (6)
2017	Simmons (38)	Trout (3)	Trout (33)	Pujols (101)	Maybin (29)	Simmons (8)
2018	Simmons (26)	Simmons (5)	Trout (39)	Upton (85)	Trout (24)	Calhoun, Upton (8)
2019	Fletcher (30)	Ohtani (5)	Trout (45)	Trout (104)	Ohtani (12)	Pujols (8)
2020	Fletcher (13)	3 tied (2)	Trout (17)	Trout (46)	Ohtani (7)	Trout (4)
2021	Walsh (34)	Ohtani (8)	Ohtani (46)	Ohtani (100)	Ohtani (26)	3 tied (3)
2022	Ohtani (30)	Ohtani (6)	Trout (40)	Ohtani (95)	Velazquez (17)	Ward (5)



CLUB HISTORY

CLUB BATTING STATS BY YEAR

	AVG	AB	R	H	2B	3B	HR	RBI	SH	SF	SB	CS
1961	.245	5424	744	1331	218	22	189	700	80	37	37	28
1962	.250	5499	718	1377	232	35	137	667	82	43	46	27
1963	.250	5506	597	1378	208	38	95	551	84	46	43	30
1964	.243	5332	544	1297	186	27	102	508	78	37	49	39
1965	.239	5354	527	1279	200	36	97	486	93	44	107	57
1966	.232	5360	604	1244	179	54	122	562	69	46	80	54
1967	.238	5307	567	1265	170	37	114	524	88	23	40	36
1968	.227	5331	498	1209	170	33	83	453	75	37	62	50
1969	.225	5416	528	1221	151	29	88	480	75	41	54	39
1970	.251	5532	631	1391	197	40	114	597	69	37	69	27
1971	.231	5495	511	1271	213	18	96	477	83	31	72	34
1972	.242	5165	454	1249	171	26	78	420	66	25	57	37
1973	.253	5505	629	1395	183	29	93	595	60	45	59	47
1974	.254	5401	618	1372	203	31	95	550	82	48	119	79
1975	.246	5377	628	1324	195	41	55	572	97	47	220★	108
1976	.235	5385	550	1265	210	23	63	511	92	48	126	80
1977	.255	5410	675	1380	233	40	131	636	74	51	159	89
1978	.259	5472	691	1417	226	28	108	646	72	56	86	69
1979	.282	5550	866★	1563	242	43	164	808★	79	56	100	52
1980	.265	5443	698	1442	236	32	106	655	75	44	91	63
1981	.256	3688	476	944	134	16	97	439	51	30	44	33
1982	.274	5532	814	1518	268	26	186	760	114★	56★	55	53
1983	.260	5640	722	1467	241	22	154	682	68	46	41	39
1984	.249	5470	696	1363	211	30	150	649	65	46	80	51
1985	.251	5442	732	1364	215	31	153	685	99	35	106	51
1986	.255	5433	786	1387	236	36	167	743	91★	61★	109	42
1987	.252	5570	770	1406	257	26	172	709	70	36	125	44
1988	.261	5582	714	1458	258	31	124	660	63	52	86	52
1989	.256	5543	669	1421	207	37	145★	623	54	46	89	40
1990	.260	5570	690	1448	237	27	147	646	58	45	68	43★
1991	.255	5470	653	1396	245	29	115	607	63	31	94	56
1992	.243	5364	579	1306	202	20	88	537	56	40	160	101
1993	.260	5391	684	1399	259	24	114	644	50	46	169	100★
1994	.264	3943	543	1042	178	16	120	518	42	29	65	54
1995	.277	5019	801	1390	252	25	186	761	33	38	57	39
1996	.276	5686	762	1571	256	24	192	727	45	33	53	39
1997	.272	5628	829	1531	279	25	161	775	40	57	126	72
1998	.272	5630	787	1530	314	27	147	739	49	41	93	45
1999	.256	5494	711	1404	248	22	158	673	41	42	71	45
2000	.280	5628	864	1574	309	34	236	837	47	43	93	52
2001	.261	5551	691	1447	275	26	158	662	46	53	116	52
2002	.282★	5678★	851	1603★	333	32	152	811	49★	64	117	51
2003	.268	5487	736	1473	276	33	150	687	50	50	129	61
2004	.282★	5675	836	1603	272	37	162	783	56	41	143★	46
2005	.270	5624	761	1520	278	30	147	726	43	39	161★	57
2006	.274	5609	766	1539	309	29	159	737	31	53	148★	57
2007	.284	5554	822	1578	324	23	123	776	32	65	139	55
2008	.268	5540	765	1486	274	25	159	721	32	50	129	48
2009	.285★	5622	883	1604★	293	33	173	841	43	52	148	63
2010	.248	5488	681	1363	276	19	155	656	42	37	104	52
2011	.253	5513	667	1394	289	34	155	629	50	32	135	52
2012	.274★	5536	767	1518	273	22	187	732	47★	41	134	33
2013	.264	5588	733	1476	270	39★	164	696	37	64★	82	34
2014	.259	5652★	773★	1464	304	31	155	729	26	54	81	39
2015	.246	5417	661	1331	243	21	176	621	37	40	52	34
2016	.260	5431	717	1410	279	20	156	686	36	49	73	34
2017	.243	5415	710	1314	251	14	186	678	17	46	136	44
2018	.242	5472	721	1323	249	23	214	690	7	39	89	22
2019	.247	5542	769	1368	268	21	220	734	4	42	65	20
2020	.248	2020	294	501	97	8	85	285	6	18	21	8
2021	.245	5437	723	1331	265	23	190	691	30	25	79	26
2022	.233	5423	623	1265	219	31	190	600	25	25	77	27

★Led or tied for League lead



CLUB HISTORY

CLUB DESIGNATED HITTERS

	AVG	AB	R	H	TB	2B	3B	HR	RBI	SH	SF	BB	SO	SB	CS
1973	.255	604	88	154	276	27	1	31	100	2	3	90	105	1	2
1974	.240	572	85	137	242	32	2	23	78	1	8	101	110	8	2
1975	.225	579	75	130	195	22	2	13	80	6	13	90	102	24	9
1976	.251	618	66	155	226	29	3	12	77	6	6	58	93	11	7
1977	.242	592	86	143	245	30	3	22	73	3	4	73	104	20	12
1978	.240	604	96	145	256	25	1	28	92	2	9	71	103	13	6
1979	.318	616	110	196	340	31	1	37	134	2	7	80	82	14	6
1980	.310	609	88	189	267	29	2	15	101	1	11	74	74	8	11
1981	.233	407	55	95	170	17	2	18	72	0	6	47	52	4	3
1982	.261	637	85	166	274	25	1	27	103	0	8	61	75	10	4
1983	.257	635	84	163	247	21	0	21	82	2	5	76	138	2	6
1984	.230	613	76	141	253	21	2	29	96	2	1	69	152	8	4
1985	.225	605	88	136	244	27	3	25	97	2	7	84	143	6	5
1986	.249	602	94	150	249	21	3	24	76	1	5	109	142	1	3
1987	.278	630	106	175	300	35	3	28	89	3	3	95	74	3	5
1988	.237	608	91	144	249	20	2	27	80	6	6	91	78	5	4
1989	.277	629	67	174	260	32	3	16	72	1	5	61	105	0	2
1990	.285	617	89	176	280	35	3	21	87	0	7	88	96	2	5
1991	.236	636	67	150	233	28	2	17	73	1	4	48	130	8	5
1992	.247	647	77	160	226	27	3	11	62	4	3	34	102	18	15
1993	.245	624	83	153	269	35	0	27	119	0	1	74	146	5	5
1994	.309	424	74	131	229	18	1	26	84	1	6	72	96	3	2
1995	.302	530	101	160	252	26	0	22	99	0	10	103	97	5	4
1996	.278	612	80	170	288	26	1	30	106	2	7	94	115	5	2
1997	.237	595	78	141	213	25	1	15	62	3	9	72	107	13	6
1998	.288	565	95	163	278	36	2	25	100	1	10	101	128	2	2
1999	.258	590	66	152	268	29	0	29	106	1	2	51	118	5	1
2000	.275	578	93	159	264	27	0	26	81	1	1	86	96	8	5
2001	.212	572	40	121	163	18	0	8	56	5	6	48	132	8	7
2002	.280	589	93	165	294	43	7	24	86	2	4	46	78	12	3
2003	.256	574	65	147	239	30	1	20	86	1	4	66	99	6	6
2004	.240	575	80	138	233	25	2	22	74	0	5	65	121	9	3
2005	.255	584	78	149	221	26	2	14	69	4	7	54	102	15	5
2006	.294	586	92	172	290	27	2	29	97	0	4	52	98	9	3
2007	.257	591	85	152	231	23	1	18	79	1	4	47	78	6	7
2008	.271	597	83	162	289	21	3	24	89	2	5	98	115	3	0
2009	.296	622	104	184	292	31	1	25	93	3	1	46	99	7	2
2010	.231	559	59	129	209	27	1	17	72	2	5	71	122	1	2
2011	.237	573	68	136	209	25	3	14	70	1	4	87	126	19	7
2012	.273	607	84	166	284	33	2	27	91	0	2	37	139	3	0
2013	.264	602	73	159	249	29	2	19	81	0	4	69	138	4	0
2014	.253	593	72	150	262	27	2	27	97	1	7	47	148	6	8
2015	.235	570	67	134	231	26	1	23	77	1	6	44	103	6	3
2016	.258	594	72	153	262	20	1	29	115	0	6	50	86	10	2
2017	.239	607	58	145	235	18	0	24	102	0	5	42	98	9	1
2018	.267	577	84	154	285	28	2	33	97	0	3	63	155	12	5
2019	.253	601	81	152	264	33	5	23	84	0	7	55	146	15	4
2020	.178	225	35	40	84	8	0	12	34	0	0	33	65	7	1
2021	.260	497	96	129	298	21	8	44	93	0	1	86	173	25	8
2022	.265	620	93	164	311	30	6	35	101	0	3	77	174	11	9

HUNDRED HOME RUN HALOS

There have been 20 players to connect for 100+ home runs in an Angels uniform...

1.	Mike Trout (2011-)	350	11.	Kole Calhoun (2012-2019)	140
2.	Tim Salmon (1992-2006)	299	12.	Doug DeCinces (1982-1987)	130
3.	Garret Anderson (1994-2008)	272	13.	Shohei Ohtani (2018-)	127
4.	Brian Downing (1978-1990)	222	14.	Reggie Jackson (1982-1986)	123
	Albert Pujols (2012-2021)	222	15.	Jim Edmonds (1993-1999)	121
6.	Troy Glaus (1998-2004)	182	16.	Wally Joyner (1986-1991, 2001)	117
7.	Vladimir Guerrero (2004-2009)	173	17.	Jim Fregosi (1961-1971)	115
8.	Chili Davis (1988-1996)	156	18.	Darin Erstad (1996-2006)	114
9.	Bobby Grich (1977-1986)	154	19.	Torii Hunter (2008-2012)	105
10.	Don Baylor (1977-1982)	141	20.	Jack Howell (1985-90, 1996-97)	100



	AVG	AB	R	H	2B	3B	HR	RBI	SF	BB	SO	SB
1961	.239	247	21	59	8	0	7	30	2	34	50	0
1962	.166	187	18	31	4	1	5	33	4	32	59	0
1963	.207	193	13	40	4	0	2	21	3	22	49	1
1964	.267	191	19	51	7	1	2	25	2	23	39	0
1965	.202	208	14	42	3	1	1	17	1	25	41	3
1966	.217	203	21	44	5	0	4	23	3	32	52	0
1967	.204	216	23	44	4	0	3	25	1	29	49	0
1968	.215	242	11	52	1	0	2	32	6	30	55	0
1969	.214	201	12	43	5	0	1	25	3	32	41	0
1970	.203	236	13	48	4	0	2	28	7	11	60	0
1971	.231	216	16	50	6	0	4	31	4	27	40	0
1972	.250	172	25	43	5	0	3	38	3	25	38	0
1973	.247	174	23	43	5	0	3	38	4	25	40	1
1974	.214	154	11	33	8	0	1	33	7	25	25	2
1975	.224	107	8	24	7	1	0	27	2	16	30	1
1976	.223	148	13	33	3	1	1	22	1	21	43	0
1977	.248	137	10	34	6	0	3	22	1	18	30	0
1978	.202	99	5	20	1	0	2	22	0	13	23	2
1979	.262	65	6	17	3	1	0	13	1	11	12	1
1980	.282	117	10	33	7	0	2	27	0	14	25	0
1981	.148	54	0	8	1	0	0	5	1	2	10	1
1982	.338	65	9	22	8	0	1	17	1	13	17	1
1983	.277	101	12	28	5	0	4	22	0	7	23	0
1984	.271	129	12	35	6	0	3	17	2	12	26	0
1985	.188	149	13	28	4	1	2	22	0	30	36	1
1986	.256	125	22	32	5	0	4	22	2	27	26	1
1987	.327	147	22	48	7	2	9	35	0	13	32	0
1988	.286	140	20	40	4	2	3	31	4	19	27	0
1989	.206	63	2	13	2	3	1	9	0	3	26	0
1990	.184	98	4	18	0	1	2	10	1	10	21	1
1991	.230	74	7	17	3	0	2	10	0	3	9	1
1992	.233	133	11	31	4	0	3	22	3	17	31	1
1993	.272	103	11	28	2	2	3	15	1	15	24	0
1994	.262	84	11	22	2	0	2	11	0	14	25	0
1995	.252	127	6	32	6	0	1	22	1	7	22	1
1996	.252	127	10	32	4	0	7	20	0	12	21	0
1997	.211	71	9	15	5	0	0	8	1	9	19	0
1998	.200	100	5	20	7	0	0	9	0	12	23	0
1999	.234	111	15	26	6	0	2	11	2	20	35	0
2000	.231	82	12	19	3	0	2	11	2	22	19	1
2001	.245	102	16	25	3	1	4	15	2	7	28	1
2002	.288	118	12	34	6	1	2	20	0	7	27	5
2003	.313	99	14	31	9	0	1	18	0	12	25	2
2004	.260	77	13	20	4	0	2	11	1	7	26	4
2005	.234	77	10	18	6	0	1	12	1	10	16	1
2006	.171	82	13	14	2	3	4	8	1	16	28	2
2007	.250	84	12	34	7	0	2	10	2	13	23	2
2008	.182	66	2	12	2	1	0	13	1	3	12	1
2009	.308	65	11	20	1	0	2	12	0	9	15	1
2010	.171	76	9	13	0	0	0	5	1	12	24	2
2011	.145	76	6	11	2	0	2	9	2	9	21	2
2012	.194	67	7	13	2	0	2	17	1	3	18	2
2013	.225	71	11	16	2	0	3	6	0	12	23	0
2014	.238	105	10	25	6	1	1	17	2	1	28	0
2015	.238	101	8	22	3	0	1	14	1	2	23	0
2016	.171	82	9	14	4	0	1	11	0	13	29	0
2017	.253	99	9	25	5	0	1	19	1	8	27	5
2018	.162	99	13	16	3	0	5	14	0	11	38	3
2019	.205	83	6	17	1	0	2	14	1	13	35	0
2020	.211	19	1	4	1	0	0	1	0	1	8	0
2021	.154	65	9	10	1	0	0	9	1	4	22	0
2022	.130	100	7	13	2	0	2	12	0	16	36	1

CLUB HISTORY

CAREER LEADERS PITCHING

COMBINED ERA ★

1. Dean Chance	2.83
2. Nolan Ryan	3.07
3. Frank Tanana	3.08
4. George Brunet	3.13
5. Clyde Wright	3.28
6. Jered Weaver	3.55
7. Rudy May	3.67
8. Chuck Finley	3.72
9. Mike Witt	3.76
10. John Lackey	3.81

SAVES

1. Troy Percival	316
2. Francisco Rodriguez	208
3. Bryan Harvey	126
4. Ernesto Frieri	71
5. Brian Fuentes	71
6. Huston Street	66
7. Dave LaRoche	65
8. Donnie Moore	61
9. Bob Lee	58
10. Raisel Iglesias	50

MOST SO/9 IP*

1. Francisco Rodriguez	11.70
2. SHOHEI OHTANI	11.35
3. Bryan Harvey	10.68
4. Troy Percival	10.43
5. Nolan Ryan	9.97
6. Cam Bedrosian	9.40
7. Andrew Heaney	9.37
8. PATRICK SANDOVAL	9.24
9. GRIFFIN CANNING	9.20
10. Brendan Donnelly	9.00

WINS

1. Chuck Finley	165
2. Jered Weaver	150
3. Nolan Ryan	138
4. Mike Witt	109
5. Frank Tanana	102
6. John Lackey	102
7. Ervin Santana	96
8. Mark Langston	88
9. Clyde Wright	87
10. Kirk McCaskill	78

STARTERS ERA

1. Dean Chance	2.86
2. Andy Messersmith	2.94
3. Nolan Ryan	3.05
4. Frank Tanana	3.08
5. George Brunet	3.12
6. Clyde Wright	3.27
7. Jim McGlothlin	3.29
9. Fred Newman	3.44
9. Garrett Richards	3.45
10. Jered Weaver	3.55

FEWEST HITS/9 IP*

1. Troy Percival	6.03
2. Francisco Rodriguez	6.08
3. Nolan Ryan	6.27
4. Bryan Harvey	6.41
5. Andy Messersmith	6.53
6. Bob Lee	6.62
7. SHOHEI OHTANI	6.77
8. Mark Clear	7.02
9. Brendan Donnelly	7.29
10. Art Fowler	7.31

LOSSES

1. Chuck Finley	140
2. Nolan Ryan	121
3. Mike Witt	107
4. Jered Weaver	93
5. Clyde Wright	85
6. Ervin Santana	80
7. Frank Tanana	78
8. Rudy May	76
9. Mark Langston	74
10. Kirk McCaskill	74
Jim Abbott	74

INNINGS PITCHED

1. Chuck Finley	2,675
2. Nolan Ryan	2,181.1
3. Jered Weaver	2,025
4. Mike Witt	1,965.1
5. Frank Tanana	1,615.1
6. John Lackey	1,501
7. Ervin Santana	1,475.2
8. Mark Langston	1,445.1
9. Clyde Wright	1,403.1
10. Dean Chance	1,236.2

LOWEST WHIP*

1. Bob Lee	1.09
2. SHOHEI OHTANI	1.09
3. Troy Percival	1.10
4. Art Fowler	1.11
5. Francisco Rodriguez	1.11
6. Bryan Harvey	1.12
7. Andy Messersmith	1.14
8. Dan Haren	1.14
9. Frank Tanana	1.17
10. Brendan Donnelly	1.17

GAMES

1. Troy Percival	579
2. Scot Shields	491
3. Chuck Finley	436
4. Francisco Rodriguez	408
5. Jered Weaver	322
6. Kevin Jepsen	315
7. Mike Witt	314
8. Dave LaRoche	304
9. Mike Holtz	301
10. Nolan Ryan	291

HITS

1. Chuck Finley	2,544
2. Mike Witt	1,932
3. Jered Weaver	1,861
4. Nolan Ryan	1,520
5. John Lackey	1,519
6. Frank Tanana	1,461
7. Ervin Santana	1,444
8. Mark Langston	1,341
9. Clyde Wright	1,310
10. Kirk McCaskill	1,191

RELIEFER A*

1. Bob Lee	1.97
2. Francisco Rodriguez	2.35
3. Bryan Harvey	2.49
4. Greg Minton	2.66
5. Donnie Moore	2.75
6. Dan Aase	2.76
7. Mark Eichhorn	2.81
8. Dyar Miller	2.81
9. Brendan Donnelly	2.87
10. Troy Percival	2.99

STARTS

1. Chuck Finley	379
2. Jered Weaver	322
3. Nolan Ryan	288
4. Mike Witt	272
5. John Lackey	233
6. Ervin Santana	233
7. Frank Tanana	218
8. Mark Langston	210
9. Kirk McCaskill	189
10. Clyde Wright	189

HOME RUNS

1. Chuck Finley	254
2. Jered Weaver	246
3. Ervin Santana	203
4. Mike Witt	167
5. John Lackey	151
6. Jarrod Washburn	150
7. Frank Tanana	146
8. Mark Langston	145
9. Ramon Ortiz	136
10. Nolan Ryan	115

FEWEST BB/9 IP*

1. Paul Byrd	1.23
2. Dan Haren	1.70
3. Bert Blyleven	1.74
4. Don Sutton	2.05
5. Matt Shoemaker	2.13
6. Paul Hartzell	2.14
7. Joel Pineiro	2.17
8. Gary Ross	2.18
9. Ken Forsch	2.24
10. John Candelaria	2.26

COMPLETE GAMES

1. Nolan Ryan	156
2. Frank Tanana	92
3. Mike Witt	70
4. Chuck Finley	57
5. Clyde Wright	51
6. Dean Chance	48
7. Andy Messersmith	42
8. Geoff Zahn	42
9. Rudy May	35
10. Bill Singer	35

BASES ON BALLS

1. Nolan Ryan	1,302
2. Chuck Finley	1,118
3. Mike Witt	656
4. Mark Langston	551
5. Jered Weaver	539
6. Rudy May	484
7. Ervin Santana	475
8. Dean Chance	462
9. Clyde Wright	449
10. Kirk McCaskill	448

FEWEST HR/9 IP*

1. Mark Eichhorn	0.32
2. Mark Clear	0.32
3. Greg Minton	0.35
4. Ed Figueroa	0.44
5. Dean Chance	0.44
6. Nolan Ryan	0.47
7. Lloyd Allen	0.49
8. Paul Hartzell	0.49
9. Kevin Jepsen	0.51
10. Bill Singer	0.54

SHUTOUTS

1. Nolan Ryan	40
2. Frank Tanana	24
3. Dean Chance	21
4. George Brunet	14
5. Chuck Finley	14
6. Geoff Zahn	13
7. Rudy May	12
8. Kirk McCaskill	11
9. Andy Messersmith	11
10. Mike Witt	10

STRIKEOUTS

1. Nolan Ryan	2,416
2. Chuck Finley	2,151
3. Jered Weaver	1,598
4. Mike Witt	1,283
5. Frank Tanana	1,233
6. John Lackey	1,201
7. Ervin Santana	1,167
8. Mark Langston	1,112
9. Dean Chance	857
10. Rudy May	844

RELIEF WINS

1. Scot Shields	42
2. Dave LaRoche	34
3. Shigetoshi Hasegawa	30
4. Troy Percival	29
5. Luis Sanchez	28
6. Francisco Rodriguez	23
7. Brendan Donnelly	23
8. Mark Clear	23
9. Minnie Rojas	21
10. Four players tied	19

ALL CAPS/BOLD — Current Angel

★ Minimum of 1000 IP

Minimum of 90 starts

* Minimum of 200 IP

CLUB HISTORY



CLUB HISTORY

SINGLE SEASON PITCHING

ERA

(based on min. of 162 IP)

1.	Dean Chance	1.65	1964★
2.	Nolan Ryan	2.28	1972
3.	Shohei Ohtani	2.33	2022
4.	Chuck Finley	2.40	1990
5.	Jered Weaver	2.41	2011
6.	Frank Tanana	2.43	1976
7.	Andy Messersmith	2.52	1969
8.	Frank Tanana	2.54	1977★
9.	George Brunet	2.56	1965
10.	Chuck Finley	2.57	1989

WINS

1.	Nolan Ryan	22	1974
2.	Clyde Wright	22	1970
3.	Bartolo Colon	21	2005★
4.	Nolan Ryan	21	1973
5.	Jered Weaver	20	2012H
	Bill Singer	20	1973
	Andy Messersmith	20	1971
	Dean Chance	20	1964★
9.	John Lackey	19	2007
	Mark Langston	19	1991
	Nolan Ryan	19	1977
	Frank Tanana	19	1976
	Nolan Ryan	19	1972

LOSSES

1.	Kirk McCaskill	19	1991★
	Frank Tanana	19	1974
	Clyde Wright	19	1973
	George Brunet	19	1967★
5.	Jim Abbott	18	1996★
	Nolan Ryan	18	1976
	Dean Chance	18	1963

GAMES

1.	Scot Shields	78	2005
2.	José Álvarez	76	2018
	Joe Smith	76	2014
	Francisco Rodriguez	76	2008★
5.	Dane De La Rosa	75	2013
6.	Kevin Jepsen	74	2014
	Scot Shields	74	2006
8.	Ty Buttrey	72	2019
	Fernando Salas	72	2015
	Fernando Rodney	72	2010
	Minnie Rojas	72	1967

STARTS

1.	Nolan Ryan	41	1974
2.	Bill Singer	40	1973
3.	Nolan Ryan	39	1976
	Nolan Ryan	39	1973
	Nolan Ryan	39	1972
	Clyde Wright	39	1970
7.	Andy Messersmith	38	1971
	Tom Murphy	38	1970
9.	Nolan Ryan	37	1977
	Clyde Wright	37	1971
	George Brunet	37	1967
	Dean Chance	37	1966

COMPLETE GAMES

1.	Nolan Ryan	26	1974
	Nolan Ryan	26	1973
3.	Frank Tanana	23	1976
4.	Nolan Ryan	22	1977★
5.	Nolan Ryan	21	1976
6.	Frank Tanana	20	1977
	Nolan Ryan	20	1972
8.	Bill Singer	19	1973
9.	Nolan Ryan	17	1979
10.	Ed Figueroa	16	1975
	Frank Tanana	16	1975

SHUTOUTS

1.	Dean Chance	11	1964★
2.	Nolan Ryan	9	1972★
3.	Frank Tanana	7	1977★
	Nolan Ryan	7	1976★
5.	Jim McGlothlin	6	1967

SAVES

1.	Francisco Rodriguez	62	2008★
2.	Brian Fuentes	48	2009★
3.	Francisco Rodriguez	47	2006★
4.	Bryan Harvey	46	1991★
5.	Francisco Rodriguez	45	2005★
6.	Troy Percival	42	1998
7.	Huston Street	40	2007
	Francisco Rodriguez	40	2007
	Troy Percival	40	2002
10.	Troy Percival	39	2001

INNINGS PITCHED

1.	Nolan Ryan	332.2	1974★
2.	Nolan Ryan	326	1973
3.	Bill Singer	315.2	1973
4.	Nolan Ryan	299	1977
5.	Frank Tanana	288.1	1976
6.	Nolan Ryan	284	1971
7.	Nolan Ryan	284	1972
8.	Dean Chance	278.1	1964★
9.	Andy Messersmith	276.2	1971
	Clyde Wright	276.2	1971

HOME RUNS

1.	Ramon Ortiz	40	2002★
	Shawn Boskie	40	1996★
3.	Ervin Santana	39	2012★
4.	Bartolo Colon	38	2004
	Don Sutton	38	1987
6.	Jered Weaver	37	2016
	Allen Watson	37	1997★
8.	Ricky Nolasco	35	2017
9.	Jarrod Washburn	34	2003★
	Mike Witt	34	1987

BASES ON BALLS

1.	Nolan Ryan	204	1977★
2.	Nolan Ryan	202	1974★
3.	Nolan Ryan	183	1976★
4.	Nolan Ryan	162	1973★
5.	Nolan Ryan	157	1972★
6.	Nolan Ryan	148	1978★
7.	Nolan Ryan	132	1975
8.	Bill Singer	130	1973
9.	Bo Belinsky	122	1962★
10.	Andy Messersmith	121	1971

STRIKEOUTS

1.	Nolan Ryan	383	1973★
2.	Nolan Ryan	367	1974★
3.	Nolan Ryan	341	1977★
4.	Nolan Ryan	329	1972★
5.	Nolan Ryan	327	1976★
6.	Frank Tanana	269	1975★
7.	Frank Tanana	261	1976
8.	Nolan Ryan	260	1978★
9.	Bill Singer	241	1973
10.	Jered Weaver	233	2010★

MOST SO/9 IP

(min. of 162 IP)

1.	Shohei Ohtani	11.87	2022★
2.	Nolan Ryan	10.57	1973★
3.	Nolan Ryan	10.43	1972★
4.	Nolan Ryan	10.35	1976★
5.	Nolan Ryan	10.26	1977★
6.	Nolan Ryan	9.97	1978★
7.	Nolan Ryan	9.93	1974★
8.	Frank Tanana	9.41	1975★
9.	Jered Weaver	9.35	2010
10.	Nolan Ryan	9.01	1979★

FEWEST HITS/9 IP

(min. of 162 IP)

1.	Nolan Ryan	5.26	1972★
2.	Nolan Ryan	5.96	1977★
3.	Nolan Ryan	5.98	1974★
4.	Andy Messersmith	6.08	1969★
5.	Nolan Ryan	6.11	1976★
6.	Dean Chance	6.27	1964
7.	Nolan Ryan	6.57	1973
8.	Garrett Richards	6.62	2014
9.	Frank Tanana	6.62	1976
10.	Andy Messersmith	6.63	1972

FEWEST BB/9 IP

1.	Paul Byrd	1.23	2005
2.	Dan Haren	1.25	2011★
3.	Ken Forsch	1.59	1981
4.	Bert Blyleven	1.64	1989
5.	Bartolo Colon	1.74	2005
6.	Paul Hartzell	1.81	1977
7.	Fred Newman	1.85	1964
8.	Tommy John	1.88	1983
9.	Don Sutton	1.93	1987
10.	Ervin Santana	1.99	2008

LOWEST WHIP

(min. of 162 IP)

1.	Frank Tanana	0.99	1976
2.	Dean Chance	1.01	1964
3.	Jered Weaver	1.01	2011
4.	Shohei Ohtani	1.01	2022
5.	Jered Weaver	1.02	2012
6.	Dan Haren	1.02	2011
7.	Garrett Richards	1.04	2014
8.	George Brunet	1.06	1968
9.	Jered Weaver	1.07	2010
10.	Andy Messersmith	1.08	1969

FEWEST HR/9 IP

(min. of 162 IP)

1.	Dean Chance	0.23	1964★
2.	Andy Messersmith	0.27	1972
3.	Garrett Richards	0.27	2014★
4.	Paul Hartzell	0.33	1976
5.	Nolan Ryan	0.36	1977★
6.	Dean Chance	0.36	1963
7.	Mike Witt	0.40	1982★
8.	George Brunet	0.41	1965
9.	Nolan Ryan	0.41	1976
10.	Ken Forsch	0.41	1981

RELIEF WINS

1.	Minnie Rojas	12	1967
	Jack Sanford	12	1966
3.	Mark Clear	11	1980
	Mark Clear	11	1979
5.	Jose Arredondo	10	2008
	Scot Shields	10	2005
	Shigetoshi Hasegawa	10	2000
	Dave Laroche	10	1978
	Mark Petkovsek	10	1999
	Luis Sanchez	10	1983

RELIEF APPEARANCES

1.	Scot Shields	78	2005
2.	José Álvarez	76	2018
	Joe Smith	76	2014
	Francisco Rodriguez	76	2008★
5.	Dane De La Rosa	75	2013
6.	Steve Cishek	74	2021
	Kevin Jepsen	74	2014
	Scot Shields	74	2006
9.	Ty Buttrey	72	2019
	Fernando Salas	72	2015
	Fernando Rodney	72	2010
	Minnie Rojas	72	1967

SAVES-BLOWN SAVES PCT.

(min. 30 saves)

1.	Troy Percival	39-3	92.9	2001
2.	Troy Percival	36-3	92.3	1996★
3.	Francisco Rodriguez	47-4	92.2	2006
4.	Troy Percival	40-4	90.9	2002
5.	Ernesto Frieri	37-4	90.2	2013
	Lee Smith	37-4	90.2	1995
7.	Francisco Rodriguez	45-5	90.0	2005
8.	Francisco Rodriguez	62-7	89.9	2008
9.	Troy Percival	33-4	89.2	2003
10.	Huston Street	40-5	88.9	2015

ALL CAPS/BOLD — Current Angels
★Led or tied for league lead

CLUB HISTORY

ROOKIE SEASON PITCHING

WINS

1. Matt Shoemaker	16	2014
2. Frank Tanana	14	1974
Marcelino Lopez	14	1965
Dean Chance	14	1962
5. Jason Dickson	13	1997

GAMES

1. Dane De La Rosa	75	2013
2. Ty Buttrey	72	2019
3. Noé Ramirez	69	2018
Bill Kelso	69	1967
4. Keynan Middleton	64	2017
José Álvarez	64	2015
Jason Bulger	64	2009
Bob Lee	64	1964

STARTS

1. Ken McBride	36	1961
2. Frank Tanana	35	1974
3. Ron Romanick	33	1984
4. Jason Dickson	32	1997
Marcelino Lopez	32	1965

RELIEF APPEARANCES

1. Dane De La Rosa	75	2013
2. Ty Buttrey	72	2019
3. Noé Ramirez	68	2018
Bill Kelso	68	1967
4. Keynan Middleton	64	2017
José Álvarez	64	2015
Jason Bulger	64	2009

COMPLETE GAMES

1. Frank Tanana	12	1974
2. Ken McBride	11	1961
3. Ron Romanick	8	1984
Marcelino Lopez	8	1965
5. Mike Witt	7	1981
Paul Hartzell	7	1976

SHUTOUTS

1. Frank Tanana	4	1974
2. Bo Belinsky	3	1962
3. Julio Valera	2	1992
Jim Abbott	2	1989
Ron Romanick	2	1984
Paul Hartzell	2	1976
Dean Chance	2	1962

SAVES

1. Jordan Walden	32	2011
2. Ken Tatum	22	1969
3. Bob Lee	19	1964
4. Bryan Harvey	17	1988
DeWayne Buice	17	1987

INNINGS PITCHED

1. Frank Tanana	268.2	1974
2. Ken McBride	241.2	1961
3. Ron Romanick	229.2	1984
4. Marcelino Lopez	215.1	1965
5. Dean Chance	206.2	1962

BASES ON BALLS

1. Bo Belinsky	122	1962★
2. Ken McBride	102	1961
3. Ron Moeller	83	1961
4. Marcelino Lopez	82	1965
5. Rudy May	78	1965

STRIKEOUTS

1. Frank Tanana	180	1974
Ken McBride	180	1961
3. Bo Belinsky	145	1962
4. Dean Chance	127	1962
5. Matt Shomaker	124	2014

STRIKEOUTS/9 IP

(min. 50 innings pitched)

1. Troy Percival	11.4	1995
2. SHOHEI OHTANI	10.97	2018
3. Justin Anderson	10.90	2018
4. Ty Buttrey	10.45	2019
5. Noé Ramirez	10.26	2018

ROOKIE ALL-STAR SELECTIONS

RHP Jordan Walden	2011
RHP Jason Dickson	1997
RHP Mark Clear	1979
RHP Ken McBride	1961

ALL CAPS/BOLD — Current Angels

★Led or tied for league lead



Dean Chance



CLUB HISTORY

YEARLY LEADERS PITCHING

Year	Wins	Losses	ERA * (Starter)	ERA ** (Reliever)	Shutouts	Saves
1961	McBride (12)	McBride (15)	McBride (3.63)	Morgan (2.35)	Four with 1	Fowler, Morgan (8)
1962	Chance (14)	Belinsky, D. Lee (11)	Chance (3.10)	Fowler (2.81)	McBride (4)	Duren (9)
1963	Chance, McBride (13)	Chance (18)	McBride (3.26)	Fowler (2.42)	Four with 2	Fowler, Navarro (8)
1964	Chance# (20)	McBride (13)	Chance# (1.57)	B. Lee (1.31)	Chance# (11)	B. Lee (17)
1965	Chance (15)	Newman (16)	Brunet (2.56)	B. Lee (1.92)	Chance (4)	B. Lee (21)
1966	Brunet, Sanford (13)	Chance (17)	Chance (3.04)	B. Lee (2.74)	Brunet, Chance, Lopez (2)	B. Lee (12)
1967	Clark, McGlothlin, Rojas (12)	Brunet# (19)	Clark (2.68)	Rojas (2.52)	McGlothlin (6)	Rojas (22)
1968	Brunet (13)	Brunet# (17)	Brunet (2.82)	Pattin (2.60)	Brunet (5)	Rojas (5)
1969	Messersmith (16)	McGlothlin, Murphy (16)	Messersmith (2.62)	Tatum (1.36)	Brunet, Messersmith (2)	Tatum (22)
1970	Wright (22)	May, Murphy (13)	Wright (2.83)	Tatum (2.94)	May, Murphy (2)	Tatum (17)
1971	Messersmith (20)	Murphy, Wright (17)	May (2.91)	Queen (1.78)	Messersmith (4)	Allen (15)
1972	Ryan (19)	Ryan (16)	Ryan (2.28)	Allen (2.72)	Ryan# (9)	Allen (5)
1973	Ryan (21)	Wright (19)	Ryan (2.84)	Sells (3.71)	May, Ryan (4)	Sells (10)
1974	Ryan (22)	Tanana (19)	Hassler (2.62)	Lockwood (3.74)	Tanana (4)	Pena (3)
1975	Tanana, Figueroa (16)	Singer (15)	Tanana (2.62)	Kirkwood (2.50)	Ryan, Tanana (5)	Kirkwood (7)
1976	Tanana (19)	Ryan# (18)	Tanana (2.43)	Hartzell (3.00)	Ryan# (7)	Drago (6)
1977	Ryan (19)	Ryan (16)	Tanana (2.54)	Miller (3.02)	Tanana# (7)	LaRoche (13)
1978	Tanana (18)	Ryan (13)	Tanana (3.65)	Miller (2.66)	Tanana (4)	LaRoche (25)
1979	Frost, Ryan (16)	Ryan (14)	Frost (3.37)	Clear (3.63)	Ryan (5)	Clear (14)
1980	Tanana, Clear (11)	Aase (13)	Tanana (4.10)	Aase (2.08)	Aase, Kison, Martinez (1)	Hassler (10)
1981	Forsch (11)	Zahn (11)	Forsch (2.88)	Aase (2.34)	Forsch (4)	Aase (11)
1982	Zahn (18)	Forsch (11)	Zahn (3.73)	Hassler (2.78)	Forsch, Zahn (4)	Corbett (8)
1983	Forsch, John, Kison (11)	Witt (14)	Zahn (3.34)	Sanchez (3.66)	Zahn (3)	Sanchez (7)
1984	Witt (15)	John (13)	Zahn (3.12)	Corbett (2.03)	Zahn# (5)	Sanchez (11)
1985	Witt (15)	McCaskill (12)	Witt (3.56)	Moore (1.92)	Four with 2	Moore (31)
1986	Witt (18)	Sutton (11)	Witt (2.84)	Moore (2.97)	Witt (3)	Moore (21)
1987	Witt (16)	Witt (14)	Witt (4.01)	Minton (3.08)	Fraser, McCaskill, Reuss (1)	Buice (17)
1988	Witt (13)	Witt (16)	Witt (4.15)	Harvey (2.13)	McCaskill, Witt (2)	Harvey (17)
1989	Blyleven (17)	Witt (15)	Finley (2.57)	McClure (1.55)	Blyleven# (5)	Harvey (25)
1990	Finley (18)	Langston (17)	Finley (2.40)	Fraser (3.08)	Finley (2)	Harvey (25)
1991	Langston (19)	McCaskill# (19)	J. Abbott (2.89)	Harvey (1.60)	Finley (2)	Harvey# (46)
1992	Langston (13)	Abbott (15)	Abbott (2.77)	Grahe (1.80)	Langston, Valera (2)	Grahe (21)

Bold indicates club record

Led or tied for league lead

* Min. 150 IP as a starting pitcher that season to qualify (ERA as a starter only)

** Min. 50 IP as a reliever that season to qualify (ERA as a reliever only)



CLUB HISTORY

YEARLY LEADERS PITCHING

Year	Wins	Losses	ERA * (Starter)	ERA ** (Reliever)	Shutouts	Saves
1993	Finley, Langston (16)	Finley (14)	Finley (3.15)	Grahe (2.86)	Finley (2)	Frey (13)
1994	Finley (10)	Finley, Leftwich (10)	Finley (4.32)	Leiter (4.35)	Finley (2)	Grahe (13)
1995	Finley, Langston (15)	Finley (12)	Finley (4.21)	Percival (1.95)	Abbott, Finley, Langston (1)	Smith (37)
1996	Finley (15)	Abbott# (18)	Finley (4.16)	Percival (2.31)	Finley, Grimsley, Springer (1)	Percival (36)
1997	Dickson, Finley (13)	Watson (12)	Finley (4.23)	Hasegawa (2.83)	Dickson, Finley, Springer (1)	Percival (27)
1998	Finley (11)	Dickson (10)	Finley (3.39)	Hasegawa (3.14)	Finley (1)	Percival (42)
1999	Finley (12)	Finley, Hill, Sparks (11)	Finley (4.43)	Magnante (3.38)	None	Percival (31)
2000	Hasegawa (10)	Schoeneweis (10)	Schoeneweis (5.45)	Fyhrie (2.39)	Cooper, Schoeneweis (1)	Percival (32)
2001	Ortiz (13)	Valdes (13)	Washburn (3.77)	Levine (2.11)	None	Percival (39)
2002	Washburn (18)	Appier (12)	Washburn (3.15)	Percival (1.92)	Ortiz, Sele (1)	Percival (40)
2003	Ortiz (16)	Lackey (16)	Washburn (4.43)	Donnelly (1.58)	Lackey (2)	Percival (33)
2004	Colon (18)	Lackey (13)	Escobar (3.93)	Rodriguez (1.82)	Lackey, Washburn (1)	Percival (33)
2005	Colon# (21)	Byrd, Shields (11)	Washburn (3.20)	Rodriguez (2.67)	Byrd, Santana, Washburn (1)	Rodriguez# (45)
2006	Santana (16)	Escobar (14)	Lackey (3.56)	Rodriguez (1.73)	Lackey# (2)	Rodriguez# (47)
2007	Lackey (19)	Santana (14)	Lackey# (3.01)	Rodriguez (2.81)	Lackey# (2)	Rodriguez (40)
2008	Saunders (17)	Weaver (10)	Saunders (3.41)	Arredondo (1.62)	Santana (1)	Rodriguez# (62)
2009	Saunders, Weaver (17)	Lackey, Weaver, Santana (8)	Weaver (3.75)	Oliver (2.74)	Santana, Weaver (2)	Fuentes# (48)
2010	Santana (17)	Kazmir (15)	Weaver (3.01)	Jepsen (3.97)	Piniero, Santana, Saunders (1)	Fuentes (23)
2011	Weaver (18)	Santana (12)	Weaver (2.41)	Downs (1.34)	Haren (3)	Walden (32)
2012	Weaver# (20)	Santana, Haren (13)	Weaver (2.81)	Frieri (2.32)	Weaver (2)	Frieri (23)
2013	Wilson (17)	Blanton (14)	Weaver (3.27)	De La Rosa (2.86)	Vargas (2)	Frieri (37)
2014	Weaver (18)	Wilson (10)	Richards (2.61)	Smith (1.81)	Richards, Wilson (1)	Street (17)
2015	Richards (15)	Richards, Weaver (12)	Santiago (3.59)	Ramos (2.75)	Richards, Weaver (1)	Street (40)
2016	Weaver (12)	Shoemaker (13)	Shoemaker (3.88)	Guerra (3.21)	Nolasco, Shoemaker, Weaver (1)	Street (9)
2017	Ramirez, JC (11)	Nolasco (15)	Bridwell (3.64)	Parker (2.54)	Nolasco (1)	Norris (19)
2018	Barria (10)	Heaney, Skaggs (10)	Heaney (4.15)	Álvarez (2.71)	Heaney (1)	Parker (14)
2019	Pena (8)	Barria (10)	No qualifiers	Robles (2.51)	None	Robles (23)
2020	Bundy (6)	Sandoval (10)	Bundy^ (3.29)	Mayers^^ (2.10)	None	Buttrey (5)
2021	Ohtani (9)	Bundy (9)	No qualifiers	Iglesias (2.57)	None	Iglesias (34)
2022	Ohtani (15)	Ohtani (9)	Ohtani (2.33)	Herget (2.45)	Detmers, Sandoval (1)	Iglesias (16)

Bold face indicates club record

Led or tied for league lead

* Min. 150 IP as a starting pitcher that season to qualify (ERA as a starter only)

** Min. 50 IP as a reliever that season to qualify (ERA as a reliever only)

^ Min 50 IP as a starter due to 60-game season (ERA as a starter only)

^^ Min 20 IP as a reliever due to 60-game season (ERA as a starter only)



Year	Games	Starts	Complete Games	Innings	Strikeouts	Walks
1961	Morgan (59)	McBride (36)	McBride (11)	McBride (242)	McBride (180)	Grba (115)
1962	Spring (57)	Belinsky, D. Lee (31)	Chance, McBride (6)	Chance (207)	Belinsky (145)	Belinsky# (122)
1963	Fowler, Navarro (57)	McBride (36)	McBride (11)	McBride (251)	Chance (168)	Chance (90)
1964	B. Lee (64)	Chance (35)	Chance# (15)	Chance# (278.1)	Chance (207)	Chance (86)
1965	B. Lee (69)	Newman (36)	Chance, Newman (10)	Newman (260.2)	Chance (164)	Chance (101)
1966	B. Lee (61)	Chance (37)	Chance (11)	Chance (259.2)	Chance (180)	Chance# (114)
1967	Rojas (72)	Brunet (37)	McGlothlin (9)	Brunet (250)	Brunet (165)	Brunet (90)
1968	Burgmeier (56)	Brunet (36)	Brunet, McGlothlin (8)	Brunet (245.1)	McGlothlin (135)	Brunet (68)
1969	Fisher (52)	McGlothlin, Murphy (35)	Messersmith (10)	Messersmith (250)	Messersmith (211)	Messersmith (100)
1970	Fisher (67)	Wright (39)	Wright (7)	Wright (260.2)	May (164)	Wright (88)
1971	Fisher (43)	Messersmith (38)	Messersmith (14)	Messersmith, Wright (276.2)	Messersmith (179)	Messersmith (121)
1972	Fisher (43)	Ryan (39)	Ryan (20)	Ryan (284)	Ryan# (329)	Ryan# (157)
1973	Sells (51)	Singer (40)	Ryan (26)	Ryan (326)	Ryan# (383)	Ryan# (162)
1974	Ryan (42)	Ryan (41)	Ryan (26)	Ryan# (332.2)	Ryan# (367)	Ryan# (202)
1975	Scott (50)	Tanana (33)	Tanana, Figueroa (16)	Tanana (257.1)	Tanana# (269)	Ryan (132)
1976	Drago (43)	Ryan (39)	Tanana (23)	Tanana (288.1)	Ryan# (327)	Ryan# (183)
1977	LaRoche (46)	Ryan (37)	Ryan# (22)	Ryan (299)	Ryan# (341)	Ryan# (204)
1978	LaRoche (59)	Tanana (33)	Ryan (14)	Tanana (239.1)	Ryan# (260)	Ryan# (148)
1979	LaRoche (53)	Ryan (34)	Ryan (17)	Ryan (239)	Ryan# (223)	Ryan (114)
1980	Clear (58)	Tanana (31)	Tanana (7)	Tanana (204)	Tanana (113)	Aase (66)
1981	Hassler (42)	Zahn (25)	Forsch (10)	Zahn (161.1)	Witt (75)	Witt (47)
1982	Hassler (54)	Forsch (35)	Forsch, Zahn (12)	Zahn (229.1)	Kison (86)	Zahn (65)
1983	Sanchez (56)	John (34)	Forsch, Zahn (11)	John (234.2)	Kison (83)	Witt (75)
1984	Sanchez (49)	Witt (34)	Witt, Zahn (9)	Witt (246.2)	Witt (196)	Witt (84)
1985	Moore (65)	Witt (35)	McCaskill, Romanick, Witt (6)	Witt (250)	Witt (180)	Witt (98)
1986	Moore (49)	Witt, Sutton (34)	Witt (14)	Witt (269)	Witt (208)	McCaskill (92)
1987	Buice (57)	Witt (36)	Witt (10)	Witt (247)	Witt (192)	Witt (84)
1988	Harvey (50)	Witt (34)	Witt (12)	Witt (249.2)	Witt (133)	Witt (87)
1989	Minton (62)	Blyleven, Witt (33)	Finley (9)	Blyleven (241)	Finley (156)	Finley (82)
1990	Eichhorn (60)	Abbott, Langston (33)	Finley (7)	Finley (236)	Langston (195)	Langston (104)
1991	Eichhorn (70)	J. Abbott, Finley, Langston (34)	Langston (7)	Langston (246.1)	Langston (183)	Finley (101)
1992	Crim (57)	Langston (32)	Langston (9)	Langston (229)	Langston (174)	Finley (98)
1993	Frey (55)	Finley, Langston (35)	Finley# (13)	Langston (256.1)	Langston (196)	Langston (85)
1994	B. Patterson (47)	Finley (25)	Finley (7)	Finley# (183.1)	Finley (148)	Finley (71)

CLUB HISTORY

Year	Games	Starts	Complete Games	Innings	Strikeouts	Walks
1995	Patterson, Percival (62)	Finley (32)	Finley, Langston (2)	Finley (203)	Finley (195)	Finley (93)
1996	James (69)	Finley (35)	Finley (4)	Finley (238)	Finley (215)	Finley (94)
1997	Holtz (66)	Watson (34)	Finley, Springer (3)	Dickson (203.2)	Finley (155)	Springer, Watson (73)
1998	Percival (67)	Finley (34)	Finley, Watson, Olivares (1)	Finley (223.1)	Finley (212)	Finley (109)
1999	Hasegawa, Petkovsek (64)	Finley (33)	Olivares (3)	Finley (213.1)	Finley (200)	Finley (94)
2000	Hasegawa (66)	Schoeneweis (27)	Ortiz (2)	Schoeneweis (170)	Schoeneweis (78)	Schoeneweis (67)
2001	Levine (64)	Ortiz, Schoeneweis (32)	Ortiz (2)	Ortiz (208.2)	Ortiz (135)	Schoeneweis (77)
2002	Weber (63)	Appier, Ortiz, Washburn (32)	Ortiz (4)	Ortiz (217.1)	Ortiz (162)	Ortiz (68)
2003	Donnelly (63)	Lackey (33)	Lackey, Wasburn (2)	Washburn (207.1)	Lackey (151)	Lackey (66)
2004	Rodriguez (69)	Colon (34)	Lackey, Washburn (1)	Colon, Escobar (208.1)	Escobar (191)	Escobar (76)
2005	Shields (78)	Colon, Lackey (33)	Byrd, Colon (2)	Colon (222.2)	Lackey (199)	Lackey (71)
2006	Shields (74)	Lackey, Santana (33)	Lackey (3)	Lackey (217.2)	Lackey (190)	Lackey (72)
2007	Shields (71)	Lackey (33)	Escobar (3)	Lackey (224)	Lackey (179)	Lackey (66)
2008	Rodriguez (76)	Garland, Santana (32)	Lackey (3)	Santana (219)	Santana (214)	Garland (59)
2009	Fuentes (65)	Weaver (33)	Weaver (4)	Weaver (211)	Weaver (174)	Weaver (66)
2010	Rodney (72)	Weaver (34)	Santana (4)	Weaver (224.1)	Weaver# (233)	Kazmir (79)
2011	Walden (62)	Haren (34)	Haren, Weaver, Santana (4)	Haren (238.1)	Weaver (198)	Santana (72)
2012	Downs (57)	Wilson# (34)	Weaver (3)	Wilson (202.1)	Wilson (173)	Wilson (91)
2013	De La Rosa (75)	Wilson (33)	Vargas (3)	Wilson (212.1)	Wilson (188)	Wilson (85)
2014	Smith (76)	Weaver (34)	Weaver, Wilson, Richards (1)	Weaver (213.1)	Weaver (169)	Wilson (85)
2015	Salas (72)	Richards, Santiago (32)	Weaver, Richards (1)	Richards (207.1)	Richards (176)	Richards (76)
2016	Álvarez (64)	Weaver (31)	Four with 1	Weaver (178)	Shoemaker (143)	Santiago (57)
2017	Parker (71)	Nolasco (33)	Nolasco (1)	Nolasco (181)	Nolasco (143)	Nolasco (58)
2018	Álvarez (76)	Heaney (30)	Heaney (1)	Heaney (180)	Heaney (180)	Barria (47)
2019	Buttrey (72)	Heaney (18)	None	Cahill (102.1)	Heaney (118)	Cahill (39)
2020	Mayers (29)	Heaney (12)	Bundy (1)	Heaney (66.2)	Bundy (72)	Canning (23)
2021	Cishek (74)	Ohtani (23)	Suarez (1)	Ohtani (130.1)	Ohtani (156)	Guerra (46)
2022	Loop (65)	Ohtani (28)	Detmers, Sandoval (1)	Ohtani (166)	Ohtani (219)	Sandoval (60)

Led or tied for League lead
Bold face indicates club record



CLUB HISTORY

CLUB PITCHING YEAR BY YEAR

	ERA	CG	SHO	SV	IP	H	R	ER	HR	HB	BB	SO	WP
1961	4.31	25	5	28	1438	1391	784	689	180	34	713	973	53
1962	3.70	23	15	46	1466	1412	706	602	118	49	616	858	39
1963	3.52	30	13	21	1455.1	1317	660	570	120	52	578	889	48
1964	2.91	30	28	41	1450.2	1273	551	469	100	50	530	965	42
1965	3.17	39	14	33	1441.2	1259	569	508	91	27	563	847	52
1966	3.56	31	12	40	1457.1	1364	643	577	136	38	511	836	49
1967	3.19	19	14	44	1430.1	1246	587	507	118	40	525	892	61
1968	3.43	29	11	31	1437	1234	615	548	131	33	519	869	68
1969	3.54	25	9	39	1438.1	1294	652	566	126	51	517	885	64
1970	3.48	21	10	49	1462.1	1280	630	566	154	43	559	922	52
1971	3.10	39	11	32	1481	1246	576	510	101	36	607	904	60
1972	3.06	57	18	16	1377.2	1109	533	469	90	28	620	1000	49
1973	3.57	72★	13	19	1456.1	1351	657	577	104	41	614	1010★	56
1974	3.52	64	13	12	1439	1339	657	563	101	47	649	986★	50
1975	3.89	59	19	16	1453.1	1366	723	628	123	39	643	975★	62
1976	3.36	64	15	17	1477.1	1323	631	551	95	38	553	992★	27
1977	3.76	53	13	26	1437.2	1383	695	600	136	47	572	965★	56
1978	3.65	44	13	33	1455.2	1382	666	590	125	32	599	892★	36
1979	4.34	46	9	33	1436	1463	768	692	131	33	573	820★	53
1980	4.52	22	6	30	1428.1	1548	797	717	141	39	529	725	32
1981	3.71	27	8	19	971.1	958	453	400	81	21	323	426	18
1982	3.82	40	10	27	1464	1436	670	621	124	42	482	728	36
1983	4.32	39	7	23	1474★	1636	779	708	130	30	496	668	51
1984	3.96	36	12	26	1458	1526	697	641	143	27	474	754	44
1985	3.91	22	8	41	1457.1	1453	703	633	171	27	514	767	45
1986	3.85	29	12	40	1455.2	1356	684	622	153	27	478	955	44
1987	4.38	20	7	36	1457.1	1481	803	709	212	32	504	941	54
1988	4.32	26	9	33	1455.2	1530	771	698	135	42	568	817	68
1989	3.28	32★	20	38	1454.1	1384	578	530	113	29	465	896	51
1990	3.79	21	13	42	1454	1482	706	613	106	38	544	944	50
1991	3.69	18	10	50	1441.2	1351	749	591	141	38	543	990	49
1992	3.84	26★	13	42	1446	1449	671	617	130	39	532	888	42
1993	4.34	26★	6	41	1430.1	1482	770	690	153	51	550	843	55
1994	5.42	11	4	21	1027	1149	660	618	150	45★	436	682	48
1995	4.52	8	9	42	1284.1	1310	697	645	163	43	486	901	42
1996	5.30	12	8	38	1439	1546	943	847	219	84★	662	1052	80
1997	4.52	9	5	39	1454.2	1506	794	730	202★	54	605	1050	57
1998	4.49	3	5	52	1444	1481	783	720	164	47	630	1091	70
1999	4.79	4	7	37	1431.1	1472	826	762	177	56	624	877	65★
2000	5.00	5	3	46★	1448	1534	869	805	228	36	662	846	47
2001	4.20	6	1	43	1437.2	1452	730	671	168	64	525	947	46
2002	3.69	7	14	54★	1452.1★	1345	644	595	169	49	509	999	52
2003	4.28	5	9	39	1431.1	1444	743	680	190	76	486	980	53
2004	4.28	2	11	50	1454.1	1476	734	692	170	44	502	1164★	61
2005	3.68	7	11	54★	1464.1	1419	643	598	158	48	443	1126★	70
2006	4.04	5	12	50	1452.2★	1410★	732	652	158	50	471	1164★	85★
2007	4.23	5	9	43	1435	1480	731	674	151	51	477	1156	69
2008	3.99	7	10	66★	1451.1	1455	697	644	159	63	457	1106	50
2009	4.45	9	13★	51★	1445	1513	761	715	180	58	523	1062	67
2010	4.04	10	9	39	1449.1	1422	702	651	148	46	565	1130	80
2011	3.57	12	11	39	1465	1388	633	581	142	36	476	1058	55
2012	4.02	6	16★	38	1433.1	1339	699	640	186	40	583	1157	38
2013	4.23	4	12	41	1457.2	1475	737	685	167	45	533	1200	74
2014	3.58	3	13	46	1482.2★	1307	630	590	126	63	504	1342	74
2015	3.45	2	12	46	1440.2	1355	675	630	166	71	466	1221	61
2016	4.28	4	12	29	1421.1	1480	727	676	208	56	498	1136	47
2017	4.20	1	10	43	1440.2	1373	709	672	224	44	470	1312	57
2018	4.15	1	9	35	1437.1	1353	722	662	205	65	546	1386	87
2019	5.12	0	2	32	1442.2	1417	868	820	267	82	576	1404	98
2020	4.49	1	0	12	525.1	492	321	297	82	21	199	523	25
2021	4.69	1	4	39	1421.2	1373	804	741	188	76	592★	1453	56
2022	3.77	2	2	38	1435.2	1241	668	601	168	60	540	1383	64

★ Led or tied for league lead

ANGELS BY THE DECADES

YEARS	RECORD/PCT.	.500-or-BETTER SEASONS
1961-1969	685-770 (.471)	3
1970-1979	781-831 (.484)	3
1980-1989	783-783 (.500)	5
1990-1999	738-817 (.475)	4
2000-2009	900-720 (.556)	7
2010-2019	822-798 (.507)	4
2020-	176-208 (.458)	0



CLUB HISTORY

CLUB FIELDING YEAR BY YEAR

YEAR	PCT.	PO	A	E	TC	DP	TP	PB
1961	.969	4314	1756	192	6262	154	0	24
1962	.972	4393	1791	175	6364	153	0	16
1963	.974	4366	1837	163	6366	155	0	18
1964	.978	4352	1851	138	6341	168	0	8
1965	.981	4325	1874	123	6322	149	0	20
1966	.979	4372	1861	136	6369	186	0	16
1967	.982★	4291	1811	111	6113	135	0	13
1968	.977	4311	1712	140	6163	156	0	18
1969	.978	4315	1760	136	6211	164	0	30
1970	.980	4387	1775	127	6289	169	1	27
1971	.980	4443	1891	131	6465	159	0	25
1972	.981	4133	1607	114	5854	135	1	21
1973	.975	4369	1689	156	6214	153	0	16
1974	.976	4317	1721	147	6185	150	0	23
1975	.971	4360	1705	184	6249	164	0	12
1976	.977	4432	1840	150	6422	139	0	15
1977	.978	4313	1693	147	6153	137	2★	5
1978	.978	4367	1624	136	6127	136	0	5
1979	.978	4308	1602	135	6045	172	0	12
1980	.978	4285	1576	134	5995	144	0	10
1981	.977	2914	1286	101	4301	120	0	6
1982	.983	4392	1984★	108	6484★	171	0	4
1983	.977	4422★	2077★	154	6653★	190★	0	6
1984	.980	4374	1803	128	6305	170	0	4
1985	.982★	4372	1841	112	6325	202★	0	8
1986	.983	4368	1718	107	6193	156	0	12
1987	.987	4372	1640	117	6129	162	0	11
1988	.979	4367	1825	135	6327	175	0	9
1989	.985	4363	1887★	96	6346	173	0	14
1990	.978	4362	1871★	142	6375★	186★	0	15
1991	.984	4325	1858★	102	6285	156	0	23
1992	.979	4338	1810	134	6282	172	0	5
1993	.980	4291	1694	120	6125	161	0	10
1994	.983	3081	1196	76	4353	110	0	11
1995	.982	3853	1416	95	5364	120	0	13
1996	.979	4317	1702	128	6147	156	1★	12
1997	.980	4364	1592	123	6079	140	1★	19
1998	.983	4332	1646	106	6084	146	0	28
1999	.983	4294	1723	106	6125	156	0	20
2000	.978	4344	1746	134	6224	182	0	6
2001	.983	4313	1690	103	6106	142	0	16
2002	.986	4357★	1575	87	6019	151	0	7
2003	.982	4294	1517	105	5916	138	0	11
2004	.985	4363	1511	90	5964	126	0	11
2005	.986★	4393	1670	94	6131	154	0	6
2006	.975	4358★	1545	124	6027	154	0	8
2007	.983	4305	1550	101	5956	154	0	8
2008	.985	4354	1646	91	6091	159	0	10
2009	.986	4335	1623	85	6043	174	0	11
2010	.981	4348	1562	113	6023	116	0	16
2011	.985	4395	1723	93	6211	157	0	7
2012	.984	4300	1578	98	5976	141	0	11
2013	.984	4373	1500	112	5985	135	0	7
2014	.986★	4448★	1482	83	6013	127	0	5
2015	.984	4322	1491	93	5906	108	0	13
2016	.983	4264	1483	97	5844	148	0	7
2017	.986	4322	1462	80	5864	135	0	10
2018	.987	4312	1502	76	5890	173★	0	18
2019	.984	4328	1469	92	5889	118	0	11
2020	.983	1576	485	36	2097	36	0	3
2021	.985	4265	1418	88	5771	131	0	18
2022	.985	4307	1382	84	5773	134	0	10

★ Led League

GAMES PLAYED BY POSITION

CATCHER	FIRST BASE	SECOND BASE	THIRD BASE
1. Bob Boone 961	1. Wally Joyner 879	1. Bobby Grich 1,097	1. Troy Glaus 778
2. Buck Rodgers 895	2. Rod Carew 718	2. Adam Kennedy 969	2. Doug DeCinces 748
3. Bengie Molina 685	3. Albert Pujols 613	3. Howie Kendrick 967	3. Jack Howell 600
4. Jeff Mathis 411	4. Darin Erstad 578	4. Bobby Knoop 801	4. Chone Figgins 540
5. Mike Napoli 406	5. J.T. Snow 487	5. Sandy Alomar 703	5. Paul Schaal 490
6. Lance Parrish 386	6. Jim Spencer 473	6. Jerry Remy 432	6. Carney Lansford 424
7. Chris Iannetta 380	7. Scott Spiezio 391	7. Billy Moran 365	7. Ken McMullen 417
8. Jose Molina 348	8. Kendrys Morales 312	8. Johnny Ray 363	8. Dave Chalk 399
9. Brian Downing 310	9. Casey Kotchman 310	9. Rob Wilfong 323	9. Alberto Callaspo 398
10. Jorge Fabregas 309	10. JARED WALSH 299	10. DAVID FLETCHER 286	10. Felix Torres 317
SHORTSTOP	DESIGNATED HITTER	OUTFIELD	
1. Jim Fregosi 1,367	1. Brian Downing 597	1. Garret Anderson 1,755	
2. Erick Aybar 1,134	2. Chili Davis 587	2. MIKE TROUT 1,329	
3. Dick Schofield 1,073	3. Albert Pujols 558	3. Tim Salmon 1,266	
4. Gary DiSarcina 1,069	4. Don Baylor 516	4. Kole Calhoun 944	
5. Andrelton Simmons 559	5. SHOHEI OHTANI 493	5. Brian Downing 722	
6. David Eckstein 527	6. Reggie Jackson 374	6. Darin Erstad 708	
7. Orlando Cabrera 445	7. Tim Salmon 358	7. Torii Hunter 666	
8. Dave Chalk 324	8. Frank Robinson 250	8. Jim Edmonds 654	
9. Joe Koppe 260	9. Vladimir Guerrero 240	9. Vladimir Guerrero 598	
10. Tim Lincecum 213	10. Garret Anderson 236	10. Devon White 595	
LEFT FIELD	CENTER FIELD	RIGHT FIELD	
1. Garret Anderson 1,236	1. MIKE TROUT 1,241	1. Tim Salmon 1,263	
2. Brian Downing 722	2. Gary Pettis 567	2. Kole Calhoun 942	
3. Rick Reichardt 516	3. Jim Edmonds 566	3. Vladimir Guerrero 598	
4. Luis Polonia 456	4. Devon White 464	4. Leroy Stanton 467	
5. Justin Upton 349	5. Darin Erstad 455	5. Torii Hunter 316	
6. Juan Rivera 339	6. Garret Anderson 404	6. Reggie Jackson 274	
7. Leon Wagner 335	7. Albie Pearson 378	7. Dan Ford 265	
8. Joe Rudi 331	8. Fred Lynn 377	8. Bobby Bonds 238	
9. Darin Erstad 260	9. Mickey Rivers 369	9. Bobby Abreu 230	
10. Orlando Palmeiro 219	10. Peter Bourjos 352	10. Dave Winfield 223	

All CAPS/BOLD — Current Angels

CLUB HISTORY



(100-OR-MORE GAMES)

POSITION	PLAYER	PCT	YEAR	G	PO	A	E	TC
Catcher	Bengie Molina	.999	2002	121	707	60	1	768
First Base	Scott Spiezio	.999	2001	105	819	74	1	894
Second Base	Bobby Grich	.997	1985	116	224	380	2	606
Shortstop	David Eckstein	.988	2004	138	198	309	6	513
	Orlando Cabrera	.988	2005	141	229	347	7	583
Third Base	Corney Lansford	.983	1979	157	135	263	7	405
Outfield	Ken Berry	1.000	1972	116	272	13	0	285
	Bobby Clark	1.000	1982	102	88	2	0	90
	Brian Downing	1.000	1984	131	272	5	0	277
		1.000	1982	158	321	9	0	330
	Torii Hunter	1.000	2008	137	350	4	0	354
	Mike Trout	1.000	2018	125	271	7	0	278
		1.000	2015	156	428	7	0	435
	Juan Lagares	1.000	2021	112	167	5	0	172
	Tommy John	1.000	1983	34	16	39	0	55
	Bert Blyleven	1.000	1989	33	14	38	0	52

50-or-more total chances

ANGELS TRIPLE PLAYS

- June 26, 1970 at Kansas City...“around the horn” on a ground ball hit by Amos Otis; Chico Ruiz (3b) to Sandy Alomar (2b) to Billy Cowan (1b).
- June 27, 1972 at Minnesota...fly ball hit by Jim Nettles and ensuing rundown of runners originally at second (Steve Braun) and third (Harmon Killebrew), Jim Spencer (lf) to Ken McMullen (3b) to Sandy Alomar (2b) to Leo Cardenas (ss).
- July 14, 1977 vs. Seattle...“around the horn” on a ground ball hit by Lee Stanton; Ron Jackson (3b) to Jerry Remy (2b) to Tony Solaita (1b).
- July 23, 1977 at Minnesota...line drive hit by Lyman Bostock with runners being doubled off second (Jerry Terrell) and first (Mike Cubbage) bases; Rance Mulliniks (ss) to Jerry Remy (2b) to Tony Solaita (1b).
- Sept. 8, 1996 at Minnesota...“around the horn” on a ground ball hit by Ron Coomer; Jack Howell (3b) to Rex Hudler (2b) to J.T. Snow (1b).
- July 5, 1997 vs. Seattle...deep fly hit by Rich Amaral with runners being doubled off second (Russ Davis) and first (Dan Wilson) bases; Garret Anderson (cf) to Gary DiSarcina (ss) to Darin Erstad (1b).

OPPONENTS TRIPLE PLAYS

- Sept. 28, 1963 at Boston...Felix Torres hit comebacker to Bob Heffner who started unique triple play; Heffner (p) to Frank Malzone (3b) to Ed Bressoud (ss) to Felix Mantilla (2b), who was covering first base.
- Aug. 18, 1966 at Minnesota...“around the horn” on ground ball hit by Frank Malzone; Rich Rollins (3b) to Cesar Tovar (2b) to Harmon Killebrew (1b).
- May 10, 1979 at Boston...line drive hit by Joe Rudi with runners being doubled off second (Rod Carew) and first (Don Baylor) bases; Jerry Remy (2b) to Rick Burleson (ss) to George Scott (1b).
- May 16, 1979 vs. Milwaukee...“around the horn” on a ground ball hit by Bobby Grich; Sal Bando (3b) to Paul Molitor (2b) to Cecil Cooper (1b).
- July 23, 1979 at Boston...line drive hit by Willie Aikens with runners being doubled off second (Dan Ford) and first (Don Baylor) bases; Rick Burleson (ss) to Carl Yastrzemski (1b).
- Apr. 27, 1981 at Oakland...line drive hit by Don Baylor with runners being doubled off second (John Harris) and first (Ed Ott) bases; Rob Picciolo (ss) to Dave Revering (1b).
- Aug. 8, 1983 vs. Minnesota...line drive hit by Ron Jackson with runners doubled off second (Bobby Grich) and first (Reggie Jackson) bases; Gary Gaetti (3b) to John Castino (2b) to Kent Hrbek (1b).
- Aug. 25, 1992 at Baltimore...line drive hit by Gary Gaetti with runners being doubled off third (Tim Salmon) and first (Chad Curtis) bases; Leo Gomez (3b) to Randy Milligan (1b).
- July 7, 2004 at Chicago (A.L.)...“around the horn” on ground ball hit by Bengie Molina; Joe Crede (3b) to Juan Uribe (2b) to Paul Konerko (1b).
- June 1, 2017 vs. Minnesota...“around the horn” on ground ball hit by Jefry Marte; Miguel Sano (3b) to Brian Dozier (2b) to Joe Mauer (1b).
- Aug. 16, 2018 at Texas...ground ball hit to third by David Fletcher; Jurickson Profar (3b) tagged runner (Taylor Ward) at third base, stepped on third base for force out of runner from second (Eric Young Jr.) and throws to Rouned Odor (2b) for force out of runner from first (Kole Calhoun).
- Sept. 20, 2022 at Texas...ground ball hit to third by Max Stassi; Josh Jung (3b) stepped on third base to force out runner from second base (Mike Ford) and throws to Marcus Semien (2b) for force out of runner from first (Magneuris Sierra), Semien throws to first baseman Nathaniel Lowe (1b) to force Stassi.

CLUB HISTORY

DAY BY DAY BEST/WORST RECORDS

GAME NO.	BEST RECORD	(# - Last Time)	WORST RECORD	(# - Last Time)	GAME NO.	BEST RECORD	(# - Last Time)	WORST RECORD	(# - Last Time)
1.	1-0	(31-'21)	0-1	(31-'22)	82.	51-31	(07)	30-52	(69)
2.	2-0	(10-'07)	0-2	(9-'22)	83.	51-32	(05, '07)	31-52	(69, '80)
3.	3-0	(4-'07)	0-3	(76, '92, '14)	84.	52-32	(05)	31-53	(69)
4.	4-0	(70)	0-4	(76, '92)	85.	52-33	(4-'07)	31-54	(69)
5.	5-0	(70)	1-4	(8-'16)	86.	53-33	(89, '95)	32-54	(69)
6.	5-1	(70, '07)	1-5	(61, '19)	87.	54-33	(95)	32-55	(69)
7.	5-2	(9-'21)	1-6	(61, '19)	88.	55-33	(95)	33-55	(69, '80)
8.	6-2	(4-'21)	1-7	(61)	89.	56-33	(95)	33-56	(80)
9.	6-2-1	(74)	1-8	(61)	90.	56-34	(95)	33-57	(80)
10.	7-2-1	(74)	2-8	(61, '13)	91.	56-35	(95)	34-57	(80)
11.	8-3	(4-'18)	3-8	(61, '02, '13)	92.	57-35	(95)	34-58	(80)
12.	9-3	(79, '82, '18)	4-8	(7-'13)	93.	57-36	(95)	34-59	(80)
13.	10-3	(79, '82, '18)	4-9	(61, '12, '13)	94.	58-36	(95)	34-60	(80)
14.	11-3	(79, '18)	4-10	(61, '13)	95.	59-36	(95)	34-61	(80)
15.	12-3	(79, '18)	5-10	(5-'13)	96.	60-36	(95)	35-61	(80)
16.	13-3	(18)	5-11	(61, '76)	97.	60-37	(95)	36-61	(80)
17.	13-4	(18)	5-12	(61, '76)	98.	61-37	(95)	37-61	(80)
18.	13-5	(82, '93, '18)	6-12	(4-'12)	99.	61-38	(95)	37-62	(80)
19.	14-5	(82)	6-13	(76, '02, '12)	100.	62-38	(95)	37-63	(80)
20.	14-6	(78, '82)	6-14	(02, '12)	101.	63-38	(95)	38-63	(80)
21.	15-6	(82)	7-14	(4-'20)	102.	64-38	(95)	38-64	(80)
22.	15-7	(82)	7-15	(76, '12, '20)	103.	64-39	(95, '08)	39-64	(80)
23.	16-7	(82)	7-16	(76)	104.	64-40	(95, '08)	40-64	(80)
24.	16-8	(82, '18)	8-16	(76, '20)	105.	65-40	(08)	40-64-1	(74)
25.	17-8	(82)	8-17	(20)	106.	66-40	(08)	41-65	(69)
26.	17-9	(4-'95)	8-18	(20)	107.	67-40	(08)	41-65-1	(74)
27.	18-9	(70, '78, '95)	8-19	(20)	108.	68-40	(08)	42-66	(69)
28.	18-10	(5-'22)	9-19	(61, '20)	109.	69-40	(08)	43-66	(69)
29.	19-10	(70, '04)	9-20	(20)	110.	69-41	(08)	43-66-1	(74)
30.	20-10	(70, '04)	9-21	(20)	111.	69-42	(08)	43-67-1	(74)
31.	21-10	(70, '04)	9-22	(20)	112.	70-42	(08)	43-68-1	(74)
32.	22-10	(70, '04)	10-22	(20)	113.	70-43	(08)	43-69-1	(74)
33.	22-11	(70, '04)	11-22	(4-'20)	114.	71-43	(08)	44-69-1	(74)
34.	23-11	(70, '04)	11-23	(69)	115.	72-43	(08)	45-69-1	(74)
35.	23-12	(70, '04)	11-24	(69)	116.	73-43	(08)	45-70-1	(74)
36.	24-12	(70, '04)	11-25	(69)	117.	74-43	(08)	45-71-1	(74)
37.	25-12	(70, '04)	11-26	(69)	118.	75-43	(08)	46-71-1	(74)
38.	25-13	(4-'04)	11-27	(69)	119.	75-44	(08)	46-72-1	(74)
39.	26-13	(4-'04)	11-28	(69)	120.	75-45	(08)	47-72-1	(74)
40.	26-14	(4-'04)	12-28	(69)	121.	76-45	(08)	48-72-1	(74)
41.	27-14	(70, '82, '89)	13-28	(69)	122.	76-46	(08)	48-73-1	(74)
42.	28-14	(70)	13-29	(69)	123.	76-47	(08)	48-74-1	(74)
43.	28-15	(4-'04)	14-29	(69)	124.	76-48	(08)	49-75	(80)
44.	29-15	(82, '89, '04)	14-30	(69)	125.	77-48	(08)	49-76	(80)
45.	29-16	(82, '89, '04)	15-30	(69)	126.	77-49	(08)	50-76	(80)
46.	30-16	(82, '89)	16-30	(61, '64, '69)	127.	77-50	(08)	50-76-1	(74)
47.	31-16	(82, '89)	16-31	(69)	128.	78-50	(08)	50-77-1	(74)
48.	32-16	(89)	16-32	(69)	129.	79-50	(08)	50-78-1	(74)
49.	33-16	(89)	16-33	(69)	130.	79-51	(08)	50-79-1	(74)
50.	33-17	(89)	16-34	(69)	131.	80-51	(08)	51-80	(99)
51.	33-18	(89)	17-34	(69)	132.	80-52	(08)	51-81	(99)
52.	34-18	(89)	17-35	(69)	133.	81-52	(08)	51-82	(99)
53.	35-18	(89)	18-35	(69)	134.	82-52	(08)	52-82	(80, '99)
54.	35-19	(89)	18-36	(69)	135.	83-52	(08)	52-83	(80, '99)
55.	36-19	(89)	19-36	(69)	136.	83-53	(08, '14)	52-84	(99)
56.	36-20	(89)	19-37	(69)	137.	84-53	(08)	52-84-1	(74)
57.	36-21	(89)	20-37	(69)	138.	84-54	(02, '08)	53-84-1	(74)
58.	36-22	(89, '07)	20-38	(69)	139.	85-54	(02, '08)	53-85-1	(74)
59.	37-22	(07)	20-39	(69)	140.	86-54	(02)	54-85-1	(74)
60.	38-22	(07)	21-39	(61, '69, '80)	141.	87-54	(02)	55-85-1	(74)
61.	38-23	(07)	21-40	(61, '69, '80)	142.	88-54	(02)	55-86-1	(74)
62.	39-23	(07)	21-41	(61)	143.	88-55	(02, '14)	56-86-1	(74)
63.	40-23	(07)	22-41	(61)	144.	89-55	(02, '14)	56-87-1	(74)
64.	40-24	(07)	23-41	(61, '69, '80)	145.	90-55	(02, '14)	57-87-1	(74)
65.	40-25	(07)	23-42	(61, '69, '80)	146.	91-55	(02, '14)	58-87-1	(74)
66.	41-25	(07)	23-43	(69, '80)	147.	92-55	(02, '14)	58-88-1	(74)
67.	42-25	(07)	23-44	(69, '80)	148.	93-55	(02, '14)	58-89-1	(74)
68.	42-26	(07)	24-44	(61, '69, '80)	149.	94-55	(02)	59-89-1	(74)
69.	43-26	(07)	24-45	(61, '69, '80)	150.	94-56	(02, '14)	60-89-1	(74)
70.	44-26	(07)	24-46	(69, '80)	151.	95-56	(02)	61-89-1	(74)
71.	45-26	(07)	25-46	(61, '69, '80)	152.	95-57	(02, '14)	61-90-1	(74)
72.	45-27	(07)	25-47	(61, '69)	153.	95-58	(02, '14)	61-91-1	(74)
73.	46-27	(07)	26-47	(61, '69, '80)	154.	96-58	(02)	61-92-1	(74)
74.	47-27	(07)	26-48	(69)	155.	96-59	(02, '08, '14)	61-93-1	(74)
75.	48-27	(07)	27-48	(69)	156.	97-59	(08)	62-93-1	(74)
76.	49-27	(07)	28-48	(61, '69, '80)	157.	97-60	(08)	63-93-1	(74)
77.	49-28	(07)	28-49	(69)	158.	98-60	(08)	63-94-1	(74)
78.	49-29	(07)	28-50	(69)	159.	99-60	(08)	64-94-1	(74)
79.	49-30	(07)	29-50	(69)	160.	99-61	(08)	65-95	(80)
80.	50-30	(07)	30-50	(69, '80)	161.	99-62	(08)	66-94-1	(74)
81.	50-31	(05, '07)	30-51	(69, '80)	162.	100-62	(05)	67-95	(68)
					163.	---		68-94-1	(74)



CLUB HISTORY

DAY OF THE WEEK TOTALS

YEAR	MON.	TUE.	WED.	THU.	FRI.	SAT.	SUN.	RECORD
1961	6-9	12-14	8-13	4-16	14-14	17-6	9-19	70-91
1962	7-2	9-16	19-6	10-7	12-14	12-14	17-17	86-76
1963	7-7	9-9	15-19	5-11	8-16	14-11	12-18	70-91
1964	5-9	14-11	18-9	7-5	10-17	12-13	16-16	82-80
1965	8-8	14-8	13-18	4-8	14-12	14-11	8-22	75-87
1966	8-9	11-9	12-12	7-10	14-10	15-11	13-21	80-82
1967	11-8	11-19	13-7	2-5	18-8	11-16	18-14	84-77
1968	9-12	9-13	7-18	5-9	13-13	10-14	14-16	67-95
1969	10-5	9-16	13-13	5-8	11-19	10-14	13-16	71-91
1970	9-4	13-14	14-12	9-8	13-13	9-16	19-9	86-76
1971	6-9	11-11	11-13	8-15	14-11	12-12	14-15	76-86
1972	5-10	11-12	13-10	8-6	10-16	14-12	14-14	75-80
1973	9-4	11-13	17-8	7-13	11-14	14-12	10-19	79-83
1974	7-10	8-15	14-12	4-8	14-14	12-15	9-20	68-94
1975	7-9	9-15	11-13	9-5	8-18	14-15	14-14	72-89
1976	10-7	12-11	11-12	9-9	8-16	14-14	12-17	76-86
1977	9-10	11-11	10-12	7-9	12-14	10-16	15-16	74-88
1978	5-12	9-14	11-11	15-2	16-12	15-14	16-10	87-75
1979	11-5	10-14	11-15	8-9	13-12	20-6	15-13	88-74
1980	8-10	12-10	12-12	5-13	14-13	8-17	6-20	65-95
1981	9-6	9-8	7-9	6-4	6-10	6-12	8-10	51-59
1982	11-4	12-13	10-13	11-10	17-9	16-10	16-10	93-69
1983	8-15	11-11	12-12	6-9	11-15	12-15	10-15	70-92
1984	8-13	15-10	11-14	7-8	13-12	15-10	12-14	81-81
1985	11-9	10-12	12-12	10-8	14-12	15-11	18-8	90-72
1986	12-8	17-8	15-8	8-10	11-15	17-8	12-13	92-70
1987	9-12	13-11	15-8	6-10	9-17	11-15	12-14	75-87
1988	8-11	7-16	11-13	9-8	16-11	10-16	14-12	75-87
1989	8-10	13-10	14-11	9-10	16-10	13-13	18-7	91-71
1990	11-9	15-9	11-15	8-9	12-13	11-14	12-13	80-82
1991	10-9	15-10	11-12	10-7	7-19	15-11	13-13	81-81
1992	7-10	8-18	9-16	8-9	14-12	16-10	10-15	72-90
1993	4-12	9-15	13-12	7-11	12-15	13-13	13-13	71-91
1994	2-10	8-9	9-9	5-8	8-11	8-10	7-11	47-68
1995	9-8	12-9	8-14	11-6	11-11	11-11	16-8	78-67
1996	7-13	9-15	11-12	7-11	14-11	9-17	13-12	70-91
1997	10-8	13-11	10-14	9-10	14-11	14-12	14-12	84-78
1998	12-5	11-11	15-11	10-9	11-14	11-15	15-12	85-77
1999	6-11	11-15	12-13	9-8	12-13	9-18	11-14	70-92
2000	9-9	13-12	11-14	8-8	18-8	13-13	10-16	82-80
2001	5-4	8-16	11-14	16-10	12-13	10-16	13-14	75-87
2002	6-8	13-12	16-9	11-8	19-8	15-11	19-7	99-63
2003	4-8	11-14	14-10	9-12	12-14	15-12	12-15	77-85
2004	7-4	13-11	11-14	11-13	17-9	19-7	14-12	92-70
2005	12-4	12-13	12-13	11-7	18-7	16-11	14-12	95-67
2006	12-10	16-9	11-14	6-6	14-12	16-10	14-12	89-73
2007	10-7	13-12	12-13	10-7	18-9	16-10	15-10	94-68
2008	12-8	17-8	14-11	10-4	14-12	16-10	17-9	100-62
2009	11-6	14-12	13-12	12-5	15-11	14-12	18-7	97-65
2010	10-8	8-17	14-11	5-11	14-12	16-10	13-13	80-82
2011	8-12	15-10	13-12	8-5	14-12	14-13	14-12	86-76
2012	12-7	15-9	13-12	6-10	16-10	14-11	13-14	89-73
2013	4-14	9-15	11-13	12-6	14-11	19-8	9-17	78-84
2014	10-9	15-11	15-9	10-5	17-9	17-9	14-12	98-64
2015	10-10	16-9	14-11	8-7	16-9	12-15	9-16	85-77
2016	11-10	11-14	12-12	8-6	7-19	11-15	14-12	74-88
2017	6-9	18-7	13-12	5-14	9-17	15-11	14-12	80-82
2018	9-7	13-12	13-10	8-10	16-11	10-17	11-15	80-82
2019	5-11	14-12	10-11	8-12	8-18	15-12	12-14	72-90
2020	3-3	5-4	1-7	4-2	3-7	8-3	2-8	26-34
2021	9-10	11-15	10-12	10-8	10-17	14-12	13-11	77-85
2022	7-11	11-14	11-12	5-11	10-16	15-14	14-11	73-89
Totals	500-521	713-730	732-729	485-522	829-769	8080-747	792-821	4,885-4,927

NOTE: Bold denotes best record.

CLUB HISTORY

ANGELS MONTH BY MONTH TOTALS

YEAR	MARCH	APRIL	MAY	JUNE	JULY	AUG.	SEPT.	OCT.
1961	--	7-9	17-11	17-13	17-19	18-14	11-16	1-1
1962	--	7-9	17-11	17-13	16-13	18-14	11-16	--
1963	--	11-10	11-17	19-12	12-19	8-18	9-15	2-1
1964	--	6-7	10-22	19-12	19-12	14-15	12-11	2-1
1965	--	6-7	18-17	9-17	14-14	14-17	13-14	1-1
1966	--	7-6	16-14	16-15	15-14	13-17	12-15	1-1
1967	--	8-9	16-18	20-11	17-16	11-16	11-11	1-1
1968	--	8-10	14-15	15-13	11-18	13-21	6-18	--
1969	--	6-10	17-19	11-18	15-14	15-12	16-16	0-2
1970	--	13-7	18-10	15-14	13-16	16-13	13-18	1-0
1971	--	12-11	11-16	12-18	17-11	11-16	13-14	--
1972	--	5-8	13-15	13-14	13-16	13-14	17-11	1-2
1973	--	9-8	12-12	15-15	10-19	12-14	18-15	1-1
1974	--	11-11	12-15	9-20	9-18	11-17	14-13	2-0
1975	--	12-8	10-18	13-17	12-16	15-14	10-16	--
1976	--	5-12	14-18	12-15	14-14	13-15	16-11	2-1
1977	--	9-13	15-10	12-12	11-18	14-15	12-19	1-1
1978	--	14-7	11-14	15-15	16-14	14-13	16-12	1-0
1979	--	8-8	15-12	16-15	17-11	11-17	16-11	--
1980	--	8-10	11-15	6-21	12-16	14-15	16-14	0-4
1981	--	10-11	13-16	8-2	---	9-10	10-18	1-2
1982	--	15-7	12-11	14-12	13-14	17-12	15-13	3-0
1983	--	13-8	14-12	13-14	9-20	12-18	7-20	2-0
1984	--	15-11	11-14	15-12	12-14	13-16	15-14	--
1985	--	14-7	12-13	15-13	16-11	16-13	14-13	3-3
1986	--	13-8	10-17	17-10	15-11	19-10	17-10	1-4
1987	--	12-11	9-17	17-11	15-11	13-16	7-19	2-2
1988	--	10-13	9-19	15-11	19-8	15-14	7-20	0-2
1989	--	15-10	18-7	12-14	18-10	15-14	12-16	1-0
1990	--	8-11	15-14	15-13	12-16	16-12	12-15	2-1
1991	--	10-10	15-11	15-12	11-15	11-18	12-13	3-2
1992	--	11-10	10-17	11-17	14-13	13-16	10-16	3-1
1993	--	13-6	14-15	10-17	11-17	11-17	10-18	2-1
1994	--	9-16	11-17	10-17	11-16	9-6	11-17	3-1
1995	--	2-2	18-11	14-13	20-7	13-17	10-16	1-1
1996	--	13-12	13-14	15-14	10-16	11-18	8-17	--
1997	--	14-7	12-13	16-12	13-15	19-9	14-15	10-15
1998	--	15-11	12-15	22-6	9-18	18-12	9-15	--
1999	--	11-12	13-15	11-15	8-17	8-21	16-12	3-0
2000	--	10-13	14-13	14-12	16-12	11-15	15-14	1-1
2001	--	10-15	14-13	14-13	16-11	15-14	6-15	0-6
2002	0-1	11-13	19-7	17-12	16-10	18-11	18-9	5-0
2003	0-1	14-7	12-13	14-13	12-15	14-15	15-19	2-1
2004	--	13-10	17-10	11-16	15-12	19-8	15-13	0-1
2005	--	13-11	17-11	17-9	13-14	14-13	19-9	2-0
2006	--	11-13	11-17	12-14	19-7	16-13	18-27	1-0
2007	--	15-11	18-11	17-9	12-12	18-11	14-14	2-1
2008	0-1	18-10	15-13	16-10	19-6	15-13	17-9	--
2009	--	9-12	16-12	17-9	13-7	17-12	14-12	3-1
2010	--	12-12	14-15	18-9	9-17	11-16	14-12	2-1
2011	1-0	14-12	14-13	13-12	17-10	14-13	13-13	--
2012	--	8-15	18-11	11-9	14-12	13-15	18-9	1-2
2013	--	9-17	16-13	14-13	9-15	14-14	16-12	--
2014	0-1	14-12	16-12	15-10	19-8	19-10	15-11	--
2015	--	11-11	16-13	14-13	14-10	10-19	18-9	2-2
2016	--	11-13	13-15	8-19	15-11	12-16	14-13	1-1
2017	--	14-13	14-15	14-14	9-13	18-10	10-17	1-0
2018	2-1	11-11	15-15	13-14	11-13	12-16	12-13	1-1
2019	1-3	12-14	14-13	15-13	14-11	9-18	7-18	--
2020	--	12-12	12-18	15-11	2-6	10-18	14-20	--
2021	--	14-8	13-15	10-18	6-18	14-15	14-12	2-3
TOTALS	4-8	669-639	841-858	849-818	833-796	837-906	784-858	58-54

NOTE: Bold denotes best record

ANGELS VS. AMERICAN LEAGUE DIVISIONS

YEAR	HOME	VS. EAST		VS. CENTRAL		HOME	VS. WEST	
		TOTAL	DIFF.	TOTAL	DIFF.		TOTAL	DIFF.
1969	20-16	11-25	31-41	---	---	23-25	17-28	40-50
1970	18-18	18-18	36-36	---	---	25-20	52-20	50-40
1971	20-16	15-21	35-37	---	---	15-30	26-19	41-49
1972	19-17	15-21	34-38	---	---	25-19	16-23	41-42
1973	18-18	16-20	34-38	---	---	25-20	20-25	45-45
1974	13-23	14-22	27-45	---	---	23-22	18-27	41-49
1975	17-19	18-17	35-36	---	---	18-27	37-53	37-53
1976	17-19	14-22	31-41	---	---	21-24	24-21	45-45
1977	17-19	17-19	34-38	---	---	22-23	18-27	40-50
1978	20-16	20-22	35-21	---	---	30-15	18-23	36-42
1979	25-17	16-26	41-43	---	---	24-15	23-16	47-31
1980	9-33	16-24	25-57	---	---	21-18	19-20	40-38
1981	19-13	13-14	32-27	9-13	8-7	17-20	7-15	12-17
1982	23-19	21-21	44-40	---	---	31-18	29-10	49-29
1983	20-22	18-22	38-46	---	---	15-24	12-24	32-46
1984	19-23	23-19	42-42	---	---	18-21	21-18	39-39
1985	28-14	17-25	45-39	---	---	25-19	26-17	45-33
1986	23-20	21-20	44-40	---	---	27-12	21-18	48-30
1987	20-22	16-26	36-48	---	---	18-21	21-18	39-39
1988	19-23	20-22	39-45	---	---	16-23	20-19	36-42
1989	30-12	20-22	50-34	---	---	22-17	19-20	41-37
1990	23-19	19-23	42-42	---	---	19-20	20-19	38-40
1991	21-19	21-21	44-40	---	---	17-22	20-19	37-41
1992	24-18	14-28	38-46	---	---	17-22	17-22	32-44
1993	24-18	12-30	36-48	---	---	20-19	15-24	35-43
1994	8-18	11-31	19-36	9-13	8-7	6-9	5-8	11-17
1995	19-15	15-14	28-29	13-11	18-7	13-7	6-13	19-20
1996	19-12	11-19	30-31	16-15	9-21	25-36	8-11	7-13
1997	16-12	9-18	25-30	17-11	13-14	30-25	12-5	13-5
1998	13-15	14-13	27-28	13-14	16-12	29-8	9-9	15-17
1999	11-15	9-21	20-36	13-15	11-13	24-28	11-7	9-9
2000	17-13	11-14	28-27	13-10	12-16	25-26	9-10	8-11
2001	10-9	14-8	24-17	15-9	9-12	24-21	10-11	17-41
2002	15-7	13-6	28-13	15-6	10-15	30-15	18-11	12-17
2003	7-14	8-16	15-30	17-6	9-9	26-15	15-14	10-19
2004	11-8	11-10	25-15	15-8	15-7	28-15	16-18	27-30
2005	12-8	7-14	19-22	15-10	15-7	30-17	16-11	18-11
2006	16-8	10-11	26-19	10-9	14-9	24-18	15-14	17-11
2007	14-5	12-13	26-18	14-10	8-11	22-21	14-15	32-14
2008	18-6	12-10	30-16	11-8	13-9	24-17	17-12	19-9
2009	15-6	11-11	26-17	14-8	13-9	27-17	14-15	16-12
2010	7-14	8-13	15-27	10-13	9-13	19-26	21-7	14-15
2011	11-11	13-12	21-23	14-9	11-9	24-18	16-14	16-16
2012	13-11	9-9	22-20	15-5	10-15	25-20	12-16	18-11
2013	10-8	8-8	18-16	17-9	11-15	18-14	17-20	15-24
2014	8-8	11-6	19-14	14-2	4-12	24-9	24-15	43-33
2015	9-7	7-9	16-16	11-6	6-11	17-17	14-14	20-18
2016	6-11	7-10	13-21	11-4	6-11	17-15	18-21	19-20
2017	9-7	10-6	19-13	7-11	4-12	11-23	20-17	19-20
2018	5-11	5-10	11-21	12-5	10-7	22-12	19-18	18-21
2019	7-10	10-8	17-18	6-10	7-8	13-15	17-21	13-25
2020	---	---	---	---	---	---	---	---
2021	9-8	7-7	16-17	12-5	7-9	21-12	13-8	6-13
2022	6-11	5-12	11-23	11-5	7-9	18-14	18-20	19-21
TOTALS	824-761	698-874	1522-1635	348-247	298-283	646-633	947-891	912-955

CLUB HISTORY



CLUB HISTORY

ANGELS AWARD WINNERS

A.L. Rookie of the Year

1993—Tim Salmon
2012—Mike Trout
2018—Shohei Ohtani



2012 A.L. Rookie of the Year Mike Trout & 2018 A.L. Rookie of the Year Shohei Ohtani

A.L. Most Valuable Player

1979—Don Baylor
2004—Vladimir Guerrero
2014—Mike Trout
2016—Mike Trout
2019—Mike Trout
2021—Shohei Ohtani



Angels MVP winners:
Vladimir Guerrero (2004), Don Baylor (1979)
& Mike Trout (2014, 2016 and 2019)

A.L. Cy Young

1964—Dean Chance
2005—Bartolo Colon



2005 A.L. Cy Young - Bartolo Colon

A.L. Batting Champion

1970—Alex Johnson



1970 AL Batting Champ - Alex Johnson

A.L. Comeback Player of the Year

1970—Clyde Wright (Sporting News)
1986—John Candelaria (Sporting News)
1986—Rick Burleson (UPI)
1989—Bert Blyleven (Sporting News & UPI)
1990—Dave Winfield (Sporting News)
2002—Tim Salmon (Sporting News)



2002 A.L. Comeback Player of the Year -
Tim Salmon

A.L. Relief Pitcher of the Year

1967—Minnie Rojas (Fireman of the Year)
1991—Bryan Harvey
2006—Francisco Rodriguez
2008—Francisco Rodriguez



2008 A.L. Relief Pitcher of the Year -
Francisco Rodriguez

CLUB HISTORY

ANGELS AWARD WINNERS

EXECUTIVE OF THE YEAR

1962—Fred Haney (UPI)



1962 Executive of the Year - Fred Haney

MANAGER OF THE YEAR

1962—Bill Rigney (AP & UPI)
 2002—Mike Scioscia (BBWAA & Sporting News)
 2009—Mike Scioscia (BBWAA & Sporting News)
 2014—Mike Scioscia (Sporting News)



2009 A.L. Manager of the Year - Mike Scioscia

RAWLINGS GOLD GLOVE WINNERS

1964—Vic Power, 1B
 1966—Bobby Knoop, 2B
 1967—Bobby Knoop, 2B
 Jim Fregosi, SS
 1968—Bobby Knoop, 2B
 1970—Jim Spencer, 1B
 1972—Ken Berry, OF
 1978—Rick Miller, OF
 1982—Bob Boone, C
 1985—Gary Pettis, OF
 1986—Gary Pettis, OF &
 Bob Boone, C

1987—Bob Boone, C
 1988—Bob Boone, C &
 Devon White, OF
 1989—Devon White, OF
 1991—Mark Langston, P
 1992—Mark Langston, P
 1993—Mark Langston, P
 1994—Mark Langston, P
 1995—Mark Langston, P
 J.T. Snow, 1B
 1996—J.T. Snow, 1B
 1997—Jim Edmonds, OF

1998—Jim Edmonds, OF
 2000—Darin Erstad, OF
 2002—Darin Erstad, OF &
 Bengie Molina, C
 2003—Bengie Molina, C
 2004—Darin Erstad, 1B
 2007—Orlando Cabrera, SS
 2008—Torii Hunter, OF
 2009—Torii Hunter, OF
 2011—Erick Aybar, SS
 2015—Cole Calhoun, OF

2017—Martin Maldonado, C
 Andrelton Simmons, SS
 2018—Andrelton Simmons, SS
 #Ian Kinsler, INF
 2020—Griffin Canning, P

- Traded by Angels to Boston
 in July



2020 Gold Glove Winner -
 Griffin Canning



2022 Silver Slugger Winner -
 Mike Trout

LOUISVILLE SILVER SLUGGER AWARD

1981—Rick Bureson, SS &
 Bobby Grich, 2B
 1982—Doug DeCinces, 3B &
 Reggie Jackson, OF
 1990—Lance Parrish, C
 1995—Tim Salmon, OF
 2000—Darin Erstad, OF &
 Troy Glaus, INF

2001—Troy Glaus, INF
 2002—Garret Anderson, OF
 2003—Garret Anderson, OF
 2004—Vladimir Guerrero, OF
 2005—Vladimir Guerrero, OF
 2006—Vladimir Guerrero, OF
 2007—Vladimir Guerrero, OF
 2009—Torii Hunter, OF

2012—Mike Trout, OF
 2013—Mike Trout, OF
 2014—Mike Trout, OF
 2015—Mike Trout, OF
 2016—Mike Trout, OF
 2017—#Justin Upton, OF
 2018—Mike Trout, OF
 2019—Mike Trout, OF

2020—Mike Trout, OF
 2021—Shohei Ohtani, DH
 2022—Mike Trout, OF

- Acquired by Angels from Detroit
 in August



CLUB HISTORY

ANGELS AWARD WINNERS

ALL-MLB TEAM SELECTIONS

YEAR	PLAYER	POSITION	YEAR	PLAYER	POSITION
2019	Mike Trout	Outfield (First team)	2022	Shohei Ohtani	Starting Pitcher (First team); Designated Hitter (Second team)
2020	Mike Trout	Outfield (First team)			
2021	Shohei Ohtani	Designated Hitter (First team); Starting Pitcher (Second team)		Mike Trout	Outfield (First Team)
	Raisel Iglesias	Relief Pitcher (Second team)			

TOPPS ROOKIE ALL-STAR SELECTIONS

YEAR	PLAYER	POSITION	YEAR	PLAYER	POSITION	YEAR	PLAYER	POSITION
1961	Lee Thomas	Outfield	1979	Mark Clear	Pitcher	1995	Garret Anderson	Outfield
1962	Bob Rodgers	Catcher	1986	Wally Joyner	First Base	1997	Jason Dickson	Pitcher
1962	Dean Chance	Pitcher	1987	Devon White	Outfield	2000	Adam Kennedy	Second Base
1965	Paul Schaal	Third Base	1988	Bryan Harvey	Pitcher	2000	Bengie Molina	Catcher
1965	Jose Cardenal	Outfield	1989	Jim Abbott	Pitcher	2001	Shawn Wooten	Catcher
1965	Marcelino Lopez	Pitcher	1993	Tim Salmon	Outfield	2011	Mark Trumbo	First Base
1974	Frank Tanana	Pitcher	1993	J.T. Snow	First Base	2012	Mike Trout	Outfield
1975	Jerry Remy	Second Base	1994	Brian Anderson	Pitcher	2018	Shohei Ohtani	RHP/DH

BBWAA AWARD WINNERS - LOCAL CHAPTER (PRESENTED 1961-2018)

YEAR	MVP	ROOKIE	YEAR	MVP	ROOKIE
1961	Ken McBride	Lee Thomas	1989	Bert Blyleven	Jim Abbott
1962	Leon Wagner	Bob Rodgers	1990	Lance Parrish	Lee Stevens
1963	Albie Pearson	Charlie Dees	1991	Bryan Harvey	Ron Tingley
1964	Dean Chance	Bobby Knoop	1992	Luis Polonia	Gary DiSarcina
1965	Jim Fregosi	Marcelino Lopez	1993	Chili Davis	Tim Salmon
1966	Bobby Knoop	Jay Johnstone	1994	Chili Davis	Brian Anderson
1967	Jim Fregosi	Rick Clark	1995	Tim Salmon	Garret Anderson
1968	Tom Satriano	Andy Messersmith	1996	Chili Davis	Darin Erstad
1969	Jim Fregosi	Ken Tatum	1997	Tim Salmon	Jason Dickson
1970	Jim Fregosi & Alex Johnson	Dave LaRoche	1998	Gary DiSarcina	Jarrod Washburn
1971	Sandy Alomar	Lloyd Allen	1999	Garret Anderson	Lou Pote
1972	Bob Oliver	Lee Stanton	2000	Darin Erstad	Bengie Molina
1973	Frank Robinson	Rudy Meoli	2001	Garret Anderson	David Eckstein
1974	Nolan Ryan	Frank Tanana	2002	Garret Anderson	John Lackey
1975	Lee Stanton & Frank Tanana	Jerry Remy	2003	Garret Anderson	Francisco Rodriguez
1976	Frank Tanana	Paul Hartzell	2004	Vladimir Guerrero	Robb Quinlan
1977	Bobby Bonds	Rance Mulliniks	2005	Bartolo Colon	Ervin Santana
1978	Don Baylor	Carney Lansford	2006	Vladimir Guerrero	Jered Weaver
1979	Don Baylor	Mark Clear	2007	Vladimir Guerrero	Reggie Willits
1980	Jason Thompson	Fred Martinez	2008	Francisco Rodriguez	Jose Arredondo
1981	Bobby Grich	Mike Witt	2009	Kendry Morales	Matt Palmer
1982	Doug DeCinces	Rick Steirer	2010	Jered Weaver	Peter Bourjos
1983	Bob Boone	Daryl Sconiers	2011	Jered Weaver	Mark Trumbo
1984	Brian Downing	Ron Romanick	2012	Mike Trout	Mike Trout
1985	Donnie Moore	Stewart Cliburn	2013	Mike Trout	J.B. Shuck
1986	Mike Witt	Wally Joyner	2014	Mike Trout	Matt Shoemaker
1987	Wally Joyner	Devon White	2015	Mike Trout	Andrew Heaney
1988	Chili Davis	Bryan Harvey	2016	Mike Trout	Jett Bandy
			2017	Mike Trout	Parker Bridwell
			2018	Mike Trout	Shohei Ohtani



1975 & 1976 BBWAA Team MVP - Frank Tanana



1993 BBWAA Team Rookie of the Year - Tim Salmon

CLUB HISTORY

ANGELS AWARD WINNERS

ANGELS MOST VALUABLE PLAYER AWARD

Awarded by vote of the players to the Angel(s) who most truly exemplifies the qualities of inspirational leadership, sportsmanship and professional ability.

1962 — Billy Moran	1984 — Juan Beniquez & Brian Downing	2003 — Garret Anderson
1963 — Jim Fregosi	1985 — Donnie Moore	2004 — Vladimir Guerrero
1964 — Bobby Knoop	1986 — Mike Witt	2005 — Bartolo Colon & Chone Figgins
1965 — Bobby Knoop	1987 — Wally Joyner	2006 — Vladimir Guerrero
1966 — Bobby Knoop	1988 — Bob Boone & Johnny Ray	2007 — Vladimir Guerrero
1967 — Don Mincher	1989 — Bert Blyleven & Chili Davis	2008 — Francisco Rodriguez
1968 — Bobby Knoop	1990 — Chuck Finley	2009 — Kendrys Morales
1969 — Jim Fregosi	1991 — Jim Abbott & Bryan Harvey	2010 — Torii Hunter
1970 — Jim Fregosi	1992 — Luis Polonia	2011 — Mark Trumbo
1971 — Ken McMullen	1993 — Mark Langston & Tim Salmon	2012 — Mike Trout
1972 — Bob Oliver & Vada Pinson	1994 — Chili Davis	2013 — Mike Trout
1973 — Nolan Ryan	1995 — Tim Salmon	2014 — Mike Trout
1974 — Nolan Ryan	1996 — Troy Percival	2015 — Mike Trout
1975 — Mickey Rivers	1997 — Tim Salmon	2016 — Mike Trout
1976 — Jerry Remy	1998 — Gary DiSarcina	2017 — Andrelton Simmons & Mike Trout
1977 — Bobby Bonds	1999 — Garret Anderson	2018 — Mike Trout
1978 — Don Baylor	2000 — Darin Erstad	2019 — Mike Trout
1979 — Don Baylor	2001 — Garret Anderson	2020 — Mike Trout
1980 — Bobby Grich & Jason Thompson	2002 — Garret Anderson	2021 — Shohei Ohtani
1981 — Rick Burleson		2022 — Shohei Ohtani
1982 — Doug DeCinces		
1983 — Bob Boone		



Shohei Ohtani is the only player to win both the Angels MVP Award and Nick Adenhardt Award in the same season (2021 & 2022)

NICK ADENHART PITCHER OF THE YEAR AWARD

This annual award was established in 2009 in memory of Angels pitcher Nick Adenhardt. On Apr. 8, 2009, Adenhardt, 22, along with Courtney Stewart, Henry Pearson and Jon Wilhite were in a terrible traffic accident. Adenhardt, Stewart and Pearson were killed and Wilhite was seriously injured. The accident happened shortly after Adenhardt, a native of Silver Springs, MD, pitched a masterful six innings against Oakland (6 IP, 7 H, 0 R, 3 BB, 5 SO), leaving with a 4-0 lead before a late-inning rally resulted in a 6-4 Angels defeat.

The award is given to the Angels' pitcher whose Major League performance is selected by his teammates as the most outstanding throughout the course of the regular season.

2009 — Jered Weaver	2016 — Matt Shoemaker
2010 — Jered Weaver	2017 — Yusmeiro Petit
2011 — Jered Weaver	2018 — Andrew Heaney
2012 — Jered Weaver	2019 — Hansel Robles
2013 — C.J. Wilson	2020 — Dylan Bundy
2014 — Garrett Richards	2021 — Shohei Ohtani
2015 — Huston Street	2022 — Shohei Ohtani



CLUB HISTORY

A.L. WEEKLY & MONTHLY AWARDS

PLAYER OF THE WEEK

2022 — TAYLOR WARD (April 24-30); REID DETMERS (May 8-14)
 2021 — MAX STASSI (June 7-13); SHOHEI OHTANI (June 14-20); SHOHEI OHTANI (June 28-July 4); DAVID FLETCHER (July 5 -11)
 2019 — MIKE TROUT (April 1-7); MIKE TROUT (June 17-23)
 2018 — SHOHEI OHTANI (April 2-8); SHOHEI OHTANI (Sept. 3-9)
 2016 — MATT SHOEMAKER (July 11-17)
 2015 — MIKE TROUT (July 6-12)
 2014 — MIKE TROUT (July 7-13); JOSH HAMILTON (Mar. 31-Apr. 6)
 2013 — CHRIS IANNETTA (Sept. 15-29)
 2012 — JERED WEAVER (Apr. 30-May 6); TORII HUNTER/MIKE TROUT (June 4-10); ALBERT PUJOLS (July 30-Aug. 5)
 2011 — DAN HAREN (Apr. 11-17); ERVIN SANTANA (July 25-31); ERICK AYBAR (Sept. 12-18)
 2010 — KENDRYS MORALES (Apr. 19-25); BOBBY ABREU (Aug. 9-16)
 2009 — KENDRYS MORALES (July 27-Aug. 2)
 2008 — FRANCISCO RODRIGUEZ (Aug. 18-24)
 2007 — VLADIMIR GUERRERO (Apr. 2-8)
 2005 — VLADIMIR GUERRERO (Aug. 9-15)
 2004 — JOSE GUILLEN (May 3-9); ADAM KENNEDY (Aug. 23-29); VLADIMIR GUERRERO (Sept. 27-Oct. 3)
 2003 — SCOTT SPIEZIO (May 12-18); TROY GLAUS (May 19-25); GARRET ANDERSON (July 7-12)
 2001 — TROY GLAUS (Sept. 21-30)
 2000 — MO VAUGHN (May 8-14); DARIN ERSTAD (May 22-28); DARIN ERSTAD (July 3-9); TIM SALMON (July 31-Aug. 6); TIM SALMON (Aug. 21-27)
 1999 — TIM SALMON (Apr. 12-18); MO VAUGHN (May 10-16); TROY GLAUS (May 31-June 6)
 1998 — DARIN ERSTAD (June 8-14); TIM SALMON (Aug. 3-9)
 1997 — JIM EDMONDS (May 12-18); CHUCK FINLEY (July 28-Aug. 3)
 1996 — CHUCK FINLEY (July 22-28)
 1995 — JIM EDMONDS (June 12-18); JIM EDMONDS (July 17-23)
 1994 — TIM SALMON (May 15-21)
 1993 — J.T. SNOW (Apr. 19-25); J.T. SNOW (Sept. 27-Oct. 3)
 1992 — JUNIOR FELIX (Apr. 27-May 3)
 1991 — DAVE WINFIELD (Apr. 8-14); WALLY JOYNER (May 13-19); DAVE WINFIELD (May 27-June 2)
 1990 — BRIAN DOWNING (Aug. 6-12)
 1989 — BERT BLYLEVEN (Apr. 10-16); CHILI DAVIS (July 31-Aug. 6)
 1988 — JOHNNY RAY (Apr. 18-24); MIKE WITT (June 13-19); CHILI DAVIS (July 4-10); WALLY JOYNER (July 25-31)
 1987 — WALLY JOYNER (Apr. 20-26); MIKE WITT (June 1-7)
 1986 — DON SUTTON (June 16-22); DOUG DeCINCES (Aug. 4-10)
 1985 — ROD CAREW (July 29-Aug. 4)
 1984 — BOBBY GRICH (Sept. 10-16); MIKE WITT (Sept. 23-30)
 1983 — ROD CAREW (May 2-8)
 1982 — DOUG DeCINCES (Aug. 2-8)
 1980 — MARK CLEAR (June 30-July 6); JASON THOMPSON (July 21-27)
 1979 — NOLAN RYAN (Apr. 16-22); DON BAYLOR (July 2-8); DAN FORD (Aug. 6-12)
 1977 — JOE RUDI (Apr. 7-11)
 1975 — NOLAN RYAN (Apr. 7-13); NOLAN RYAN (May 12-18); NOLAN RYAN (May 27-June 1); LEE STANTON (June 8-15); FRANK TANANA (July 14-20)
 1974 — ELLIE RODRIGUEZ (May 29-June 4); NOLAN RYAN (Aug. 14-20); NOLAN RYAN (Sept. 25 -Oct. 1)

PLAYER/PITCHER OF THE MONTH

2021 — SHOHEI OHTANI (June); SHOHEI OHTANI (July)
 2018 — MIKE TROUT (Sept.)
 2017 — MIKE TROUT (Apr.)
 2015 — MIKE TROUT (July); ALBERT PUJOLS (June)
 2014 — MATT SHOEMAKER (Aug.); MIKE TROUT (June)
 2013 — JASON VARGAS (May)
 2012 — MIKE TROUT (July)
 2011 — JERED WEAVER (Apr.)
 2009 — BOBBY ABREU (July); KENDRYS MORALES (Aug.)
 2008 — JOHN LACKEY (June)
 2006 — JOHN LACKEY (July)
 2005 — BARTOLO COLON (Aug.)
 2004 — VLADIMIR GUERRERO (Sept.)
 1998 — CHUCK FINLEY (Apr.)
 1997 — TIM SALMON (July); CHUCK FINLEY (July)
 1995 — GARRET ANDERSON (July)
 1990 — CHUCK FINLEY (July)
 1989 — CHUCK FINLEY (May)
 1988 — CHILI DAVIS (July)
 1987 — BRIAN DOWNING (Apr.)
 1986 — MIKE WITT (Aug.); DOUG DeCINCES (Aug.)
 1983 — ROD CAREW (May)
 1982 — GEOFF ZAHN (Apr.); DOUG DeCINCES (Aug.)
 1980 — ROD CAREW (June)
 1979 — DON BAYLOR (May); DON BAYLOR (July)
 1978 — FRANK TANANA (Apr.)
 1977 — FRANK TANANA (May)
 1976 — NOLAN RYAN (Sept.); FRANK TANANA (Sept.)
 1974 — NOLAN RYAN (Aug.)

ROOKIE OF THE MONTH

2020 — JARED WALSH (Sept.)
 2018 — SHOHEI OHTANI (Apr.); SHOHEI OHTANI (Sept.)
 2015 — ANDREW HEANEY (July)
 2014 — MATT SHOEMAKER (Aug.)
 2012 — MIKE TROUT (May); MIKE TROUT (June); MIKE TROUT (July); MIKE TROUT (Aug.)
 2004 — ROBB QUINLAN (July)

RELIEVER OF THE MONTH

2021 — RAISEL IGLESIAS (July)
 2020 — MIKE MAYERS (Sept.)
 2008 — FRANCISCO RODRIGUEZ (June)
 2006 — FRANCISCO RODRIGUEZ (Aug.)



CLUB HISTORY

ANGELS IN THE ALL-STAR GAME

ANGELS ALL-STAR SELECTIONS

- 1961 — Ryne Duren, first game; Ken McBride, both games
 1962 — Leon Wagner★, Billy Moran★, Lee Thomas, both games; Bill Rigney (coach), Ken McBride, second game.
 1963 — Ken McBride★, Leon Wagner★, Albie Pearson★
 1964 — Dean Chance★, Jim Fregosi★
 1965 — Bob Lee
 1966 — Bobby Knoop★, Jim Fregosi
 1967 — Jim McGlothlin, Don Mincher, Jim Fregosi, Bill Rigney (coach)
 1968 — Jim Fregosi★
 1969 — Jim Fregosi
 1970 — Sandy Alomar, Jim Fregosi, Alex Johnson, Clyde Wright, Lefty Phillips (coach)
 1971 — Andy Messersmith
 1972 — Nolan Ryan
 1973 — Nolan Ryan, Bill Singer
 1974 — Dave Chalk, Frank Robinson, Dick Williams (manager), Whitey Herzog (coach), Freddie Frederico (trainer)
 1975 — Dave Chalk, Nolan Ryan
 1976 — Frank Tanana
 1977 — Frank Tanana, Dave LaRoche, Nolan Ryan
 1978 — Frank Tanana
 1979 — Rod Carew, Bobby Grich, Brian Downing, Don Baylor★, Nolan Ryan★, Mark Clear
 1980 — Rod Carew★, Bobby Grich, Bob Clear (coach)
 1981 — Rod Carew★, Fred Lynn, Rick Burleson, Ken Forsch, Jimmie Reese (coach)
 1982 — Rod Carew★★★, Reggie Jackson★, Fred Lynn★, Bobby Grich★
 1983 — Rod Carew★, Reggie Jackson★, Fred Lynn★, Doug DeCinces, Bob Boone
 1984 — Rod Carew★, Reggie Jackson★, Rick Smith (trainer)
 1985 — Donnie Moore
 1986 — Wally Joyner★, Mike Witt
 1987 — Mike Witt
 1988 — Johnny Ray
 1989 — Chuck Finley, Devon White, Doug Rader (coach), Marcel Lachemann (coach), Rick Smith (trainer)
 1990 — Chuck Finley, Lance Parrish
 1991 — Bryan Harvey, Mark Langston
 1992 — Mark Langston, Jimmie Reese (honorary captain), Rick Turner (bullpen catcher), Ned Bergert (trainer)
 1993 — Mark Langston★
 1994 — Chili Davis
 1995 — Gary DiSarcina, Jim Edmonds, Chuck Finley, Lee Smith
 1996 — Chuck Finley, Troy Percival
 1997 — Jason Dickson, Rick Smith (trainer)
 1998 — Darin Erstad, Troy Percival
 1999 — Troy Percival
 2000 — Darin Erstad, Troy Glaus
 2001 — Troy Glaus, Troy Percival
 2002 — Garret Anderson, Mike Scioscia (coach), Ned Bergert (trainer)
 2003 — Garret Anderson★, Troy Glaus★, Brendan Donnelly, Mike Scioscia (manager), Joe Maddon (coach), Buddy Black (coach), Mickey Hatcher (coach), Ron Roenicke (coach), Alfredo Griffin (coach), Orlando Mercado (coach)
 2004 — Vladimir Guerrero★, Francisco Rodriguez, Ned Bergert (trainer)
 2005 — Garret Anderson, Bartolo Colon, Vladimir Guerrero★
 2006 — Vladimir Guerrero★
 2007 — Vladimir Guerrero★, Francisco Rodriguez, John Lackey.
 2008 — Joe Saunders, Ervin Santana, Francisco Rodriguez.
 2009 — Brian Fuentes, Torii Hunter, Chone Figgins
 2010 — Torii Hunter, Jered Weaver, Mike Scioscia (coach), Ned Bergert (trainer)
 2011 — Howie Kendrick, Jordan Walden, Jered Weaver
 2012 — Mike Trout, Mark Trumbo, C.J. Wilson, Jered Weaver
 2013 — Mike Trout★
 2014 — Mike Trout★, Erick Aybar
 2015 — Mike Trout★, Albert Pujols★★, Hector Santiago, Adam Neva (trainer)
 2016 — Mike Trout★, Yoichi Terada (trainer)
 2017 — Mike Trout★★★
 2018 — Mike Trout★
 2019 — Mike Trout★, Tommy La Stella
 2020 — All-Star Game Cancelled
 2021 — Shohei Ohtani★ (DH & SP), Mike Trout★★★, Jared Walsh
 2022 — Shohei Ohtani★ (DH & SP), Mike Trout★★★
- ★ Elected as starter
 ★★ Elected as reserve but replaced injured starter
 ★★★ Elected as starter but replaced due to injury

TED WILLIAMS ALL-STAR GAME MVP

- 1962 (2)—Leon Wagner (Wrigley Field, Chicago)
 1983—Fred Lynn (Comiskey Park, Chicago)
 2003—Garret Anderson (U.S. Cellular Field, Chicago)
 2014—Mike Trout (Target Field, Minnesota)
 2015—Mike Trout (Great American Ball Park, Cincinnati)

HOME RUN DERBY PARTICIPANTS

- 1986—Wally Joyner (The Astrodome, Houston)
 2001—Troy Glaus (SAFECO Field, Seattle)
 2003—Garret Anderson (U.S. Cellular Field, Chicago)★
 2007—Vladimir Guerrero (AT&T Park, San Francisco) ★
 2012—Mark Trumbo (Kauffman Stadium, Kansas City)
 2015—Albert Pujols (Great American Ball Park, Cincinnati)
 2021—Shohei Ohtani (Coors Field, Denver)

★ Won contest

ANGELS ALL-STAR GAME BESTS

Single Game Bests

HITS	3 -	Garret Anderson, 2006 Leon Wagner, 1962
RUNS	2 -	3 times; last, Mike Trout, 2015
RBI	4 -	Fred Lynn, 1983
HR	1 -	6 times; last, Mike Trout, 2018
SB	1 -	Mike Trout, 2015 Rod Carew, 1980
IP	3 -	Dean Chance, 1964 Ken McBride, 1963
SO	4 -	Chuck Finley, 1996

Career Bests (with Angels only)

GAMES PLAYED	7*	-	Mike Trout (2012-16, '18-19)
STARTS	6*	-	Mike Trout (2013-16, '18-19)
HITS	7	-	Mike Trout
RBI	5	-	Fred Lynn
HR	1	-	M. Trout (2015 & '18), V. Guerrero (2006), G. Anderson (2003), F. Lynn (1983), L. Wagner (1962)
IP	4	-	Nolan Ryan
SO	5	-	Chuck Finley

Mike Trout was also selected as a starter in 2017, 2021 & 2022 but did not play due to injury



INDIVIDUAL NO-HITTERS (10)

1. Bo Belinsky, vs. Baltimore, May 5, 1962 (2-0)
2. Clyde Wright, vs. Oakland, July 3, 1970 (4-0)
3. Nolan Ryan, at Kansas City, May 15, 1973 (3-0)
4. Nolan Ryan, at Detroit, July 15, 1973 (6-0)
5. Nolan Ryan, vs. Minnesota, Sept. 28, 1974 (4-0)
6. Nolan Ryan, vs. Baltimore, June 1, 1975 (1-0)
7. Mike Witt, at Texas, Sept. 30, 1984 (1-0, perfect game)
8. Ervin Santana, at Cleveland, July 27, 2011 (3-1)
9. Jered Weaver, vs. Minnesota, May 2, 2012 (9-0)
10. Reid Detmers, vs. Tampa Bay, May 10, 2022 (12-0)



Ellie Rodriguez and Nolan Ryan

COMBINED NO-HITTERS (2 + 1 UNOFFICIAL)

1. Mark Langston-Mike Witt, vs. Seattle, Apr. 11, 1990 (1-0)
- * *Jered Weaver-Jose Arredondo, at LAD, June 28, 2008 (0-1)**
8-inning unofficial no-hitter
2. Taylor Cole-Felix Pena, vs. Seattle, July 12, 2019 (13-0)

ONE-HITTERS (19)

1. Dean Chance, at Minnesota, Sept. 10, 1962 (5-0)
2. Bob Turley, at Chicago, June 12, 1963 (5-0)
3. Nolan Ryan, vs. Boston, July 9, 1972 (3-0)
4. Nolan Ryan, vs. New York, Aug. 29, 1973 (5-0)
5. Nolan Ryan, vs. Texas, June 27, 1974 (5-0)
6. Andy Hassler, vs. Chicago, Sept. 8, 1974 (0-1)
7. Nolan Ryan, vs. Seattle, Apr. 15, 1977 (7-0)
8. Nolan Ryan, vs. Cleveland, May 5, 1978 (5-0)
9. Chris Knapp, at Toronto, Sept. 3, 1978 (3-1)
10. Nolan Ryan, vs. New York, July 13, 1979 (6-1)
11. Bruce Kison, at Minnesota, Apr. 23, 1980 (17-0)
12. Kirk McCaskill, at Texas, June 25, 1986 (7-1)
13. Willie Fraser, vs. Seattle, Aug. 10, 1988 (2-1)
14. Kirk McCaskill, vs. Toronto, Apr. 28, 1989 (9-0)
15. Chuck Finley, at Boston, May 26, 1989 (5-0)
16. John Lackey, at Oakland, July 7, 2006 (3-0)
17. Dan Haren, vs. Cleveland, Apr. 12, 2011 (2-0)
18. Ervin Santana, vs. Arizona, June 16, 2012 (2-0)
19. Andrew Heaney, vs. Kansas City, June 5, 2018 (1-0)

COMBINED ONE-HITTERS (15)

1. Ken McBride-Julio Navarro, at Washington, Apr. 13, 1964 (4-0, Opening Day)
2. Rick Clark-Clyde Wright, vs. Baltimore, Aug. 20, 1968 (7-2)
3. Bill Harelson-Andy Messersmith, at New York, Aug. 27, 1968 (2-0)
4. Frank Tanana-Don Kirkwood, vs. Oakland, Apr. 26, 1975 (1-0)
5. Bartolo Colon-Francisco Rodriguez-Troy Percival, vs. Texas, July 27, 2004 (2-0)
6. Matt Palmer-Darren Oliver-Jose Arredondo-Kevin Jepsen-Rafael Rodriguez, vs. Texas, Sept. 30, 2009 (5-0)
7. Jerome Williams-Jordan Walden, vs. Cleveland, Sept. 7, 2011 (2-1)
8. C.J. Wilson-Ernesto Frieri, at Oakland, May 22, 2012 (5-0)
9. Garrett Richards-Joe Smith-Ernesto Frieri, at Seattle, Apr. 9, 2014 (2-0)
10. Matt Shoemaker-Mike Morin-Jason Grilli, at Boston, Aug. 21, 2014 (2-0)
11. C.J. Wilson-Joe Smith-Huston Street, vs. Seattle, Sept. 17, 2014 (5-0)
12. Garrett Richards-Fernando Salas-Joe Smith-Huston Street vs. Houston, May 10, 2015 (3-1)
13. Alex Meyer-David Hernandez-Jose Álvarez vs. Washington, July 19, 2017 (7-0)
14. Garrett Richards-Jim Johnson-Blake Parker-Blake Wood vs. Cleveland, Aug. 4, 2018 (13-2)
15. Shohhei Ohtani-Ryan Tepera-Rasiel Iglesias at Houston, Apr. 20, 2022 (6-0)

LOW HIT GAMES VS. ANGELS

NO-HITTERS (6)

1. Earl Wilson, at Boston, June 26, 1962 (2-0)
2. Dennis Eckersley, at Cleveland, May 30, 1977 (1-0)
3. Bert Blyleven, Texas, at Anaheim, Sept. 22, 1977 (6-0)
4. Joe Cowley, Chicago, at Anaheim, Sept. 19, 1986 (7-1)
5. Kenny Rogers, at Texas, July 28, 1994 (4-0, perfect game)
6. Eric Milton, at Minnesota, Sept. 11, 1999 (7-0)

COMBINED NO-HITTERS (1)

1. Vida Blue-Glenn Abbott-Paul Lindblad-Rollie Fingers, at Oakland, Sept. 28, 1975 (5-0)

COMBINED ONE-HITTERS (12)

1. Whitey Ford-Jim Coates-Buddy Daley-Bob Turley, at New York, May 22, 1962 (2-1, 12 inn.)
2. Mike Paul-Gary Kroll-Jack Hamilton-Stan Williams, at Cleveland, June 8, 1969 (3-2)
3. Marty Pattin-Steve Mingori, at Kansas City, June 26, 1976 (3-0)
4. Gary Beare-Sam Hinds-Bill Castro, at Milwaukee, June 18, 1977 (4-2)
5. Ross Baumgarten-Randy Scarbery, at Chicago, May 25, 1979 (6-1)
6. Joe Niekro-Al Holland, New York, at Anaheim, June 4, 1986 (11-0)
7. John Burkett-Jeff Zimmerman-John Wetteland, vs. Texas, June 29, 1999 (5-0)
8. Freddy Garcia-Neal Cotts, vs. Chicago (A.L.), Sept. 13, 2006 (9-0)
9. Anthony Swarzak-Matt Capps-Alex Burnett, at Minnesota, May 28, 2011 (1-0)
10. Justin Verlander-Jose Valverde, at Detroit, July 31, 2011 (3-2)
11. Jesse Chavez-Dan Otero-Tyler Clippard, vs. Oakland, Apr. 23, 2015 (0-2)
12. Mike Clevinger-Dan Otero-Bryan Shaw-Andrew Miller-Cody Allen, at Cleveland, Aug. 13, 2016 (5-1)

ONE-HITTERS (23)

1. Steve Barber, Baltimore, at Anaheim (GM 2), Apr. 16, 1967 (3-0)
2. Gary Peters, at Chicago (GM 2), May 14, 1967 (3-1)
3. Wally Bunker, Kansas City, at Anaheim, Sept. 11, 1969 (3-0)
4. Sonny Siebert, Boston, at Anaheim, July 31, 1970 (2-0)
5. Rich Hand, at Cleveland, Aug. 28, 1970 (5-1)
6. Bill Gogolewski, Texas, at Anaheim, Sept. 12, 1972 (3-0)
7. Jim Kaat, Minnesota, at Anaheim, July 1, 1973 (2-1)
8. Mike Cuellar, Baltimore, at Anaheim, May 31, 1975 (1-0)
9. Rick Langford, Oakland, at Anaheim, July 5, 1979 (3-0)
10. Ross Baumgarten, at Chicago, July 2, 1980 (1-0)
11. Britt Burns, at Chicago, Sept. 9, 1983 (11-0)
12. Dennis Martinez, at Baltimore, June 5, 1985 (4-0)
13. Charlie Hough, Texas, at Anaheim, June 16, 1986 (1-2)
14. Walt Terrell, at Detroit, Aug. 20, 1986 (3-0)
15. Scott Sanderson, New York, at Anaheim, July 11, 1991 (2-0)
16. Dennis Rasmussen, Kansas City, at Anaheim, Sept. 29, 1992 (2-0)
17. Jimmy Key, New York, at Anaheim, Apr. 27, 1993 (5-0)
18. David Cone, Kansas City, at Anaheim, May 22, 1994 (4-0)
19. Steve Trachsel, New York (N.L.), at Anaheim, June 15, 2003, (8-0)
20. James Shields, at Tampa Bay, May 9, 2008 (2-0)
21. Chris Sale, at Chicago (A.L.), May 12, 2013 (3-0)
22. Justin Verlander, at Detroit, Aug. 26, 2015 (5-0)
23. Mike Leake, at Seattle, July 19, 2019 (10-0)

CLUB HISTORY

ANGELS HISTORY

ANGELS HOME RAINOUTS

Dodger Stadium:

- 1 — Apr. 14, 1963, vs. Chicago (Easter Sunday)
- 2 — Sept. 17, 1963, vs. Baltimore (Tuesday Night)
- 3 — Apr. 12, 1965, vs. Cleveland (Monday—Opening Night)
- 4 — Sept. 18, 1965, vs. Baltimore (Saturday—Day)
- 5 — Sept. 19, 1965, vs. Baltimore (Sunday)

Angel Stadium:

- 6 — Apr. 4, 1967, vs. Chicago Cubs (Preseason—Tuesday Night)
- 7 — Apr. 8, 1975, vs. Kansas City (Tuesday Night)
- 8 — Sept. 5, 1978, vs. Texas (Tuesday Night)
- 9 — Apr. 19, 1981, vs. Minnesota (Easter Sunday)
- 10 — Apr. 19, 1983, vs. Oakland (Tuesday Night)
- 11 — Apr. 20, 1983, vs. Oakland (Wednesday Night)
- 12 — Apr. 28, 1983, vs. Detroit (Thursday Night)
- 13 — Sept. 24, 1986, vs. Cleveland (Wednesday Night)
- 14 — Apr. 14, 1988, vs. Chicago (Thursday Day)
- 15 — June 16, 1995, vs. Chicago (Friday Night)
- 16 — July 19, 2015 vs. Boston (Sunday Day)
- 17 — May 22, 2019 vs. Minnesota (Wednesday Night)

The Angels have had electrical delays/failures on three occasions at Angel Stadium:

- Apr. 21, 1977 — Game cancelled due to blackout. Rescheduled as part of doubleheader on Sept. 8, 1977.
- June 13, 1986 — Game delayed 38 minutes due to electrical outage delay.
- June 24, 2010 — Game delayed 18 minutes due to electrical delay.

STRAIGHT STEALS OF HOME

- 1963 — Albie Pearson vs. Detroit (July 20, at Dodger Stadium)
- 1964 — Ed Kirkpatrick at Kansas City (May 5)
- 1965 — Jose Cardenal vs. Kansas City (May 9, at Dodger Stadium)
- Jose Cardenal at Boston (June 1)
- Jose Cardenal at Boston (July 25)
- 1966 — Jim Fregosi vs. Washington (Sept. 3)
- Paul Schaal vs. Washington (Sept. 3)
- 1967 — Jose Cardenal vs. Minnesota (July 23)
- 1972 — Mickey Rivers at Oakland (May 22)
- 1974 — Dave Chalk vs. Kansas City (May 12)
- Lee Stanton vs. Minnesota (July 28, 2nd game)
- Bruce Bochy at Chicago (Sept. 15)
- John Doherty at Minnesota (Sept. 20)
- Morris Nettles at Kansas City (Sept. 25)
- Denny Doyle vs. Oakland (Oct. 1)
- 1976 — Dave Collins vs. Detroit (Aug. 30)
- 1977 — Bobby Bonds at Toronto (Aug. 15)
- 1979 — Bob Clark at Toronto (Aug. 24)
- 1981 — Rod Carew at Seattle (Apr. 12)
- 1985 — Gary Pettis at Seattle (Apr. 28)
- Gary Pettis vs. Texas (June 11)
- 1989 — Devon White vs. Boston (Sept. 9)★
- 1992 — Luis Polonia at Seattle (June 26)
- Luis Polonia at New York (Aug. 21)
- 1994 — Chris Turner at Boston (July 5)
- 1995 — Rex Hudler vs. Detroit (July 21)
- 1997 — Tony Phillips at Seattle (June 28)
- 2006 — Orlando Cabrera vs. Dodgers (July 2)
- 2009 — Gary Matthews Jr. at Arizona (June 28)
- 2011 — Erick Aybar at Toronto (Sept. 20)
- 2013 — Collin Cowgill vs. Seattle (Sept. 21)

★ Stole for cycle

ANGELS AT THE ALL-STAR BREAK

YEAR	W-L	POS	GB
1961	35-51	T8th	-20 1/2
1962	45-37	3rd	- 2 1/2
1963	41-46	7th	-12
1964	37-44	7th	-13 1/2
1965	41-44	6th	-13 1/2
1966	46-39	4th	-11
1967	45-40	4th	- 4 1/2
1968	39-43	6th	-15 1/2
1969	36-58	6th	- 22
1970	51-35	2nd	- 5
1971	42-50	4th	-16 1/2
1972★	40-52	5th	-16 1/2
1973	48-48	T4th	- 7
1974	39-59	6th	-17
1975	40-51	6th	-17
1976	35-52	6th	-18 1/2
1977	42-46	5th	-11
1978	46-40	1st	+ 1
1979	55-38	1st	+ 2
1980	29-48	7th	-16 1/2
1981★	31-29	4th	- 6
1982	49-37	1st	+ 1
1983	42-36	2nd	- 2
1984	44-42	3rd	- 1
1985	52-35	1st	+ 6
1987	46-43	4th	- 3
1988	41-46	T4th	-12 1/2
1989	52-33	1st	+ 1 1/2
1990	41-43	4th	-11
1991	44-37	3rd	- 2
1992	35-52	7th	-18
1993	43-43	T4th	- 2

YEAR	W-L	POS	GB
1994★	38-51	3rd	-5
1995★	39-30	T1st	—
1996	43-45	T3rd	-8 1/2
1997	44-42	2nd	-4 1/2
1998	49-37	1st	+1 1/2
1999	41-45	4th	-6 1/2
2000	47-41	3rd	-5
2001	42-45	3rd	-21
2002	51-35	2nd	-3
2003	49-43	3rd	-8 1/2
2004	47-40	3rd	-2 1/2
2005	52-36	1st	+5
2006	43-45	3rd	-2
2007	53-35	1st	+2 1/2
2008	57-38	1st	+6
2009	49-37	1st	+1.5
2010	47-44	2nd	-4 1/2
2011	50-42	2nd	-1
2012	48-38	2nd	-4
2013	44-49	3rd	-11
2014	57-37	2nd	-1 1/2
2015	48-40	1st	-0.5
2016	37-52	5th	-16.5
2017	45-47	T2nd	-16.5
2018	49-48	4th	-14
2019	45-46	4th	-12.5
2020	All-Star Game canceled		
2021	45-44	4th	-9
2022	39-53	4th	-20.5

★ Player Strikes from April 5-14, 1972, June 12-July 31, 1981, Aug. 12, 1994-end of season and April 2 - 24, 1995.



PINCH-HIT HOME RUNS (140)

1961 — (7).....Steve Bilko, Ken Hunt, Ted Kluszewski, Albie Pearson, Del Rice, Lee Thomas and Leon Wagner	1993 — (3).....Torey Lovullo and Greg Myers (2)
1962 — (5).....Earl Averill, Tom Burgess, Ed Sadowski, Tom Satriano and Leon Wagner	1994 — (2).....Dwight Smith and Bo Jackson
1963 — (2).....Hank Foiles and Frank Kostrco	1995 — (1).....Eduardo Perez
1964 — (2).....Jim Fregosi and Tom Satriano	1996 — (7).....Jack Howell (4), Mike Aldreite (2) and Jim Edmonds
1965 — (1).....Julio Gotay	1997 — NONE
1966 — (4).....Joe Adcock (3) and Jose Cardenal	1998 — NONE
1967 — (3).....Jimmie Hall, Jay Johnstone and John Werhas	1999 — (2).....Todd Greene and Matt Luke
1968 — (2).....Ed Kirkpatrick and Roger Repoz	2000 — (2).....Scott Spiezio (2)
1969 — (1).....Billy Cowan	2001 — (4).....Shawn Wooten (2), Orlando Palmeiro and Bengie Molina
1970 — (2).....Billy Cowan and Jay Johnstone	2002 — (2).....Jeff DaVanon and Julio Ramirez
1971 — (4).....Jim Fregosi, Syd O'Brien, Roger Repoz and Tom Reynolds	2003 — (1).....Adam Kennedy
1972 — (3).....Jack Hiatt, Syd O'Brien and John Stephenson	2004 — (2).....Shane Halter and Andres Galarraga
1973 — (3).....Mike Epstein, Winston Llenas and Frank Robinson	2005 — (1).....Dallas McPherson
1974 — (2).....Charlie Sands and Winston Llenas	2006 — (4).....Tim Salmon (2), Robb Quinlan and Dallas McPherson
1975 — (1).....Adrian Garrett	2007 — (2).....Robb Quinlan and Brandon Wood
1976 — (1).....Ron Jackson	2008 — NONE
1977 — (3).....Ike Hampton and Tony Solaita (2)	2009 — (2).....Gary Matthews Jr. and Kendrys Morales
1978 — (2).....Merv Rettenmund and Joe Rudi	2010 — NONE
1980 — (2).....Al Cowens and Jason Thompson	2011 — (2).....Russell Branyan (2)
1981 — NONE	2012 — (2).....Alberto Callaspo and Kendrys Morales
1982 — (1).....Rod Carew	2013 — (3).....Hank Conger, Grant Green and Chris Iannetta
1983 — (4).....Daryl Sconiers (2), Rob Wilfong and Reggie Jackson	2014 — (1).....David Freese
1984 — (3).....Jerry Narron (2) and Daryl Sconiers	2015 — (2).....C.J. Cron and Jett Bandy
1985 — (2).....Juan Beniquez and Jerry Narron	2016 — (1).....Jeffrey Marte
1986 — (4).....Ruppert Jones (2), Bobby Grich and Mark Ryall	2017 — (1).....C.J. Cron
1987 — (9).....George Hendrick (3), Jack Howell (2), Ruppert Jones (2) and Mark Ryall (2)	2018 — (5).....Jose Briceño (2), Jeffrey Marte, Shohei Ohtani (2)
1988 — (3).....Tony Armas, George Hendrick and Johnny Ray	2019 — (2).....Brian Goodwin, Jared Walsh
1989 — (1).....Claudell Washington	2020 — NONE
1990 — (2).....Jack Howell and Dave Winfield	2021 — NONE
1991 — (2).....Bobby Rose and Max Venable	2022 — (2).....Taylor Ward, Jared Walsh
1992 — (3).....Bobby Rose, Gary Gaetti and Damion Easley	BOLD — Grand Slam

INSIDE-THE-PARK HOME RUNS (27)

1962 — Jim Fregosi, Sept. 19 vs. Baltimore (Steve Barber)
1963 — Jim Fregosi, Sept. 6 vs. Kansas City (Dave Wickersham)
1964 — Buck Rodgers, Sept. 7 vs. Boston (Dick Radatz)
1966 — Paul Schaal, Aug. 2 vs. New York (Hal Reniff)
1967 — Rick Reichardt, Aug. 13 at Boston (Jim Lonborg)
1969 — Sandy Alomar, June 23 vs. Minnesota (Dick Woodson)
1971 — Ken McMullen, Sept. 5 at Milwaukee (Skip Lockwood)
1972 — Leo Cardenas, July 15 at Milwaukee (Gary Ryerson)
1973 — Rudy Meoli, July 28 at Kansas City (Gene Garber)
1976 — Dave Collins, Sept. 23 vs. Texas (Tommy Boggs)
1977 — Bobby Bonds, Aug. 3 vs. New York (Ron Guidry)
1983 — Gary Pettis, Sept. 27 vs. Toronto (Luis Leal)
1984 — Rob Picciolo, July 4 at Toronto (Dave Stieb)
1987 — Gary Pettis, Apr. 22 vs. Oakland (Curt Young)
1990 — Luis Polonia, Aug. 14 vs. New York (Tim Leary)
1991 — Luis Polonia, Aug. 9 vs. Oakland (Dave Stewart)
1996 — Darin Erstad, Sept. 6 at Minnesota (Brad Radke)
1997 — Darin Erstad, May 24 at Toronto (Woody Williams)
2006 — Vladimir Guerrero, May 26 vs. Baltimore (Todd Williams)
2007 — Gary Matthews Jr., June 17 vs. San Diego (Jake Peavy)
2012 — Peter Bourjos, Apr. 11 at Minnesota (Carl Pavano)
2019 — Tommy La Stella, June 25 vs. Cincinnati (Tyler Mahle)

HOME RUN IN FIRST AT-BAT AS ANGEL (10)

Ted Kluszewski, Apr. 11, 1961
Bob Cerv, Apr. 11, 1961
Don Rose, May 24, 1972 (1st Major League at-bat)
Frank Robinson, Apr. 6, 1973
Dave Machemer, June 21, 1978 (1st Major League at-bat)
Mark Ryall, Sept. 2, 1986
Claudell Washington, Apr. 4, 1989
Dave Parker, Apr. 9, 1991
Von Hayes, Apr. 7, 1992
Mike Napoli, May 4, 2006 (1st Major League at-bat)

HOME RUN IN FIRST GAME AS ANGEL (33)

Ted Kluszewski, April 11, 1961
Bob Cerv, April 11, 1961
Lou Clinton, June 5, 1964
Vic Power, June 14, 1964
Don Mincher, April 11, 1967
Woody Held, June 16, 1967
Ken McMullen, April 28, 1970
Billy Parker, Sept. 9, 1971
Bob Oliver, May 7, 1972
Frank Robinson, April 6, 1973
Richie Scheinblum, June 16, 1973
Orlando Alvarez, May 13, 1976
Joe Rudi, April 6, 1977
Dave Machemer, June 21, 1978
Dave Skaggs, May 14, 1980
Mark Ryall, Sept. 2, 1986
Claudell Washington, April 4, 1989
Dave Parker, April 9, 1991
Von Hayes, April 7, 1992
Rene Gonzales, April 12, 1992
J.T. Snow, April 6, 1993
Eduardo Perez, July 27, 1993
Andy Allanson, April 26, 1995
Mike Napoli, May 4, 2006
Kendrys Morales, May 23, 2006
Hideki Matsui, April 5, 2010
Paul McNulty, July 4, 2010
Carlos Perez, May 5, 2015
Zack Cozart, Mar. 29, 2018
Jose Briceño, May 26, 2018
Francisco Arcia, July 26, 2018
Jason Castro, July 24, 2020
Anthony Rendon, July 28, 2020



CLUB HISTORY

ANGELS IN INTERLEAGUE PLAY

N.L. WEST

ARIZONA DIAMONDBACKS

YEAR	HOME	ROAD	TOTALS
1998	0-0	2-1	2-1
1999	1-2	0-0	1-2
2000	0-0	1-2	1-2
2001	1-2	0-0	1-2
2006	0-0	2-1	2-1
2009	0-0	3-0	3-0
2012	2-1	0-0	2-1
2015	1-1	1-1	2-2
2018	1-1	0-2	1-3
2020	1-2	0-0	1-2
2021	0-0	3-0	3-0
TOTALS	7-9	12-7	19-16

COLORADO ROCKIES

YEAR	HOME	ROAD	TOTALS
1997	0-2	1-1	1-3
1998	3-0	0-0	3-0
1999	0-0	2-1	2-1
2000	3-0	0-0	3-0
2001	0-0	3-0	3-0
2006	1-2	0-0	1-2
2009	2-1	0-0	2-1
2010	1-1	0-0	1-1
2012	3-0	3-0	3-0
2015	2-0	2-0	4-0
2018	1-1	1-1	2-2
2020	0-0	2-1	2-1
2021	2-1	0-0	2-1
TOTALS	14-7	14-4	30-12

LOS ANGELES DODGERS

YEAR	HOME	ROAD	TOTALS
1997	0-2	0-2	0-4
1998	2-0	1-1	3-1
1999	2-1	1-2	2-4
2000	2-1	2-1	4-2
2001	2-1	2-1	4-2
2002	2-1	1-2	3-3
2003	3-0	1-2	4-2
2004	1-2	2-1	3-3
2005	3-0	2-1	5-1
2006	2-1	0-3	2-4
2007	3-0	2-1	5-1
2008	2-1	1-2	3-3
2009	1-2	2-1	3-3
2010	1-1	3-0	5-1
2011	2-1	2-1	4-2
2012	2-1	2-1	4-2
2013	2-0	0-2	2-2
2014	0-2	1-1	1-3
2015	1-2	0-3	1-5
2016	2-0	1-1	3-1
2017	1-0	1-1	2-2
2018	2-1	1-2	3-3
2019	2-0	2-0	4-0
2020	0-3	0-3	0-6
2021	2-1	1-2	3-3
2022	0-2	0-2	0-4
TOTALS	42-28	31-39	73-67

SAN DIEGO PADRES

YEAR	HOME	ROAD	TOTALS
1997	1-1	1-1	2-2
1998	0-0	1-2	1-2
1999	0-3	0-0	0-3
2000	0-0	2-1	2-1
2001	2-1	0-0	2-1
2006	1-2	0-0	1-2
2009	3-0	3-0	3-0
2012	0-0	1-2	1-2
2015	1-2	0-0	1-2
2018	0-0	3-0	3-0
2020	1-1	2-0	3-1
2021	1-1	1-1	2-2
TOTALS	10-11	11-7	21-18

SAN FRANCISCO GIANTS

YEAR	HOME	ROAD	TOTALS
1997	0-2	1-1	1-3
1998	1-2	0-0	1-2
1999	0-0	1-2	1-2
2000	2-1	0-0	2-1
2001	0-0	0-3	0-3
2006	0-0	1-2	1-2
2009	0-0	3-0	3-0
2012	2-1	0-0	2-1
2015	0-0	0-3	0-3
2018	1-2	0-0	1-2
2020	1-1	0-2	1-3
2021	0-2	1-1	1-3
TOTALS	7-11	7-14	14-25

N.L. CENTRAL

CHICAGO CUBS

YEAR	HOME	ROAD	TOTALS
2004	1-2	0-0	1-2
2010	0-0	2-1	2-1
2013	1-1	1-1	2-2
2016	0-2	0-2	0-4
2019	0-0	1-2	1-2
TOTALS	2-5	4-6	6-11

CINCINNATI REDS

YEAR	HOME	ROAD	TOTALS
2002	2-1	0-0	2-1
2007	0-0	2-1	2-1
2013	0-0	1-2	1-2
2016	3-0	0-0	3-0
2019	2-0	0-2	2-2
TOTALS	7-1	3-5	10-6

HOUSTON ASTROS

YEAR	HOME	ROAD	TOTALS
2004	0-0	1-2	1-2
2007	2-1	0-0	2-1
TOTALS	2-1	1-2	3-3

MILWAUKEE BREWERS

YEAR	HOME	ROAD	TOTALS
2002	0-0	3-0	3-0
2004	1-2	0-0	1-2
2010	1-2	0-0	1-2
2013	0-0	3-0	3-0
2016	0-0	1-2	1-2
2019	3-0	0-0	3-0
TOTALS	5-4	7-2	12-6

PITTSBURGH PIRATES

YEAR	HOME	ROAD	TOTALS
2002	2-1	0-0	2-1
2004	0-0	1-2	1-2
2007	3-0	0-0	3-0
2013	0-3	0-0	0-3
2016	0-0	2-1	2-1
2019	1-2	0-0	1-2
TOTALS	6-6	3-3	9-9

ST. LOUIS CARDINALS

YEAR	HOME	ROAD	TOTALS
2002	0-0	1-2	1-2
2007	0-0	2-1	2-1
2010	0-0	1-2	1-2
2013	2-1	0-0	2-1
2016	0-3	0-0	0-3
2019	0-0	1-2	1-2
TOTALS	2-4	5-7	7-11

N.L. EAST

ATLANTA BRAVES

YEAR	HOME	ROAD	TOTALS
2005	0-0	2-1	2-1
2008	1-2	0-0	1-2
2011	2-1	0-0	2-1
2014	0-0	1-2	1-2
2017	2-1	0-0	2-1
2022	0-0	1-2	1-2
TOTALS	5-4	4-5	9-9

MIAMI MARLINS

YEAR	HOME	ROAD	TOTALS
2003	0-0	2-1	2-1
2005	2-1	0-0	2-1
2011	0-0	2-1	2-1
2014	2-1	0-0	2-1
2017	0-0	1-2	1-2
2022	2-0	1-1	3-1
TOTALS	6-2	6-5	12-7

NEW YORK METS

YEAR	HOME	ROAD	TOTALS
2003	1-2	0-0	1-2
2005	0-0	2-1	2-1
2008	1-2	0-0	1-2
2011	0-0	2-1	2-1
2014	2-1	0-0	2-1
2017	0-0	1-2	1-2
2022	1-2	0-0	1-2
TOTALS	5-7	5-4	10-11

PHILADELPHIA PHILLIES

YEAR	HOME	ROAD	TOTALS
2003	2-1	0-0	2-1
2008	0-0	3-0	3-0
2014	2-0	2-0	4-0
2017	3-0	0-0	3-0
2022	0-0	0-3	0-3
TOTALS	7-1	5-3	12-4

WASHINGTON NATIONALS

YEAR	HOME	ROAD	TOTALS
2003*	0-0	2-1	2-1
2005	1-2	0-0	1-2
2008	0-0	2-1	2-1
2011	3-0	0-0	3-0
2014	0-0	2-1	2-1
2017	1-1	1-1	2-2
2022	2-1	0-0	2-1
TOTALS	7-4	7-4	14-8

* vs. Montreal Expos (in San Juan, PR)

BY DIVISION

DIVISION	HOME	ROAD	TOTAL
N.L. West	82-67	75-71	157-138
N.L. Central	24-21	23-25	47-46
N.L. East	30-18	27-21	57-39
TOTALS	136-106	125-117	261-223

BY YEAR

YEAR	HOME	ROAD	TOTAL
1997	1-7	3-5	4-12
1998	6-7	4-4	10-6
1999	6-7	4-5	6-12
2000	7-2	5-4	12-6
2001	5-4	5-4	10-8
2002	6-3	5-4	11-7
2003	6-3	5-4	11-7
2004	6-6	6-3	7-11
2005	6-3	6-3	12-6
2006	4-5	6-6	7-11
2007	8-1	6-3	14-4
2008	4-5	6-3	10-8
2009	6-3	8-1	14-4
2010	3-4	6-3	11-7
2011	7-2	6-3	13-5
2012	6-3	6-3	12-6
2013	5-5	5-5	10-10
2014	6-4	6-4	12-8
2015	5-5	3-7	8-12
2016	5-5	4-6	9-11
2017	7-3	4-6	11-9
2018	5-5	5-5	10-10
2019	8-2	4-6	12-8
2020	3-7	4-6	7-13
2021	5-5	6-4	11-9
2022	5-5	2-8	7-13
TOTALS	136-106	125-117	261-223



ARIZONA	3-GAME				4-GAME			
	TOT.	W/L	H/R	LAST TIME	TOT.	W/L	H/R	LAST TIME
1	W			June 11-13, 2021	0	W/L	H/R	—
BALTIMORE	TOT.	W/L	H/R	LAST TIME	TOT.	W/L	H/R	LAST TIME
11	W			July 2-4, 2021	0	W/L	H/R	—
11	W			Aug. 27-29, 2010	0	W	H	—
2	W			Aug. 19-21, 2011	0	L	R	—
10	L			Aug. 3-5, 2010	3	L	R	July 7-10, 2022
BOSTON	TOT.	W/L	H/R	LAST TIME	TOT.	W/L	H/R	LAST TIME
13	W			Aug. 28-30, 2012	1	W	H	July 17-20, 2015
12	L			Apr. 17-19, 2018	1	L	H	June 12-15, 1980
4	W			Aug. 21-23, 2012	2	W	R	Aug. 18-21, 2014
16	L			June 26-28, 2018	3	L	R	Apr. 21-24, 2011
CHICAGO (AL)	TOT.	W/L	H/R	LAST TIME	TOT.	W/L	H/R	LAST TIME
11	W			May 15-17, 2017	1	W	H	Sept. 28-Oct 1, 1970
9	L			Sept. 24-26, 2010	1	L	H	Sept. 22-25, 1983
7	W			Sept. 7-9, 2018	1	W	R	July 28-31, 1988
11	L			Aug. 10-12, 2015	4	L	R	July 5-8, 2010
CLEVELAND	TOT.	W/L	H/R	LAST TIME	TOT.	W/L	H/R	LAST TIME
12	W			Apr. 28-30, 2014	3	W	H	April 25-28, 2022
13	L			Sept. 9-11, 2019	0	L	H	—
4	W			Sept. 2-5, 2004	0	W	R	—
7	L			Sept. 12-14, 2022	6	L	R	July 28-30, 1997
COLORADO	TOT.	W/L	H/R	LAST TIME	TOT.	W/L	H/R	LAST TIME
2	W			July 7-9, 2000	0	W	H	—
0	L			—	0	L	H	—
2	W			June 8-10, 2012	0	W	R	—
0	L			—	0	L	R	—
DETROIT	TOT.	W/L	H/R	LAST TIME	TOT.	W/L	H/R	LAST TIME
12	W			Aug. 6-8, 2018	4	W	H	May 28-31, 2015
8	L			Aug. 16-18, 1993	0	L	H	—
5	W			Aug 17-19, 2021	1	W	R	July 13-16, 1995
12	L			Apr. 30-May 2, 2010	1	L	R	July 1-4, 1968
HOUSTON	TOT.	W/L	H/R	LAST TIME	TOT.	W/L	H/R	LAST TIME
0	L			—	2	L	H	Sept. 4-5, 2020
0	L			Aug. 24-26, 2018	1	L	H	May 31-June 3, 2013
1	W			June 28-30, 2013	0	W	R	—
6	L			July 1-3, 2022	0	L	R	—
KANSAS CITY	TOT.	W/L	H/R	LAST TIME	TOT.	W/L	H/R	LAST TIME
13	W			June 7-9, 2021	0	W	H	—
8	L			June 25-27, 2007	3	L	H	May 6-9, 1996
9	W			April 12-14, 2018	2	W	R	May 23-26, 2013
8	L			Apr. 14-16, 2017	0	L	R	—
LOS ANGELES	TOT.	W/L	H/R	LAST TIME	TOT.	W/L	H/R	LAST TIME
3	W			May 18-20, 2007	0	W	H	—
1	L			Aug 14-16, 2020	0	L	H	—
1	W			June 11-13, 2010	0	W	R	—
4	L			Sept 25-27, 2020	0	L	R	—
MILWAUKEE	TOT.	W/L	H/R	LAST TIME	TOT.	W/L	H/R	LAST TIME
10	W			Apr. 8-10, 2019	0	W	H	—
4	L			Sept. 19-21, 1988	0	L	H	—
4	W			Aug. 30-Sept. 1, 2013	1	W	R	July 27-30, 1995
5	L			May 9-11, 1997	0	L	R	—
MINNESOTA	TOT.	W/L	H/R	LAST TIME	TOT.	W/L	H/R	LAST TIME
14	W			June 24-26, 2014	0	W	H	—
7	L			May 20-21, 23, 2019	1	L	H	Sept. 22-25, 1988
10	W			July 31-Aug. 2, 2009	2	W	R	Sept. 4-7, 2014
8	L			Apr. 17-19, 2009	2	L	R	Sept. 27-30, 1993
NEW YORK (AL)	TOT.	W/L	H/R	LAST TIME	TOT.	W/L	H/R	LAST TIME
9	W			July 10-12, 2009	0	W	H	—
8	L			Apr. 27-29, 2018	2	L	H	—
6	W			May 25-27, 2007	0	W	R	July 21-24, 1994
8	L			May 31-June 2, 2022	5	L	R	July 22-25, 1993
OAKLAND	TOT.	W/L	H/R	LAST TIME	TOT.	W/L	H/R	LAST TIME
13	W			Sept. 27-29, 2022	3	W	H	Aug. 28-31, 2014
8	L			Sept. 17-19, 2021	3	L	H	Oct. 4-7, 2001
9	W			Aug. 8-10, 2022	1	W	R	July 10-13, 1997
15	L			Oct. 3-5, 2022	2	L	R	Apr. 18-20, 1980
PHILADELPHIA	TOT.	W/L	H/R	LAST TIME	TOT.	W/L	H/R	LAST TIME
1	L			Aug. 3-5, 2017	0	L	H	—
1	L			June 20-23, 2008	0	L	H	—
0	W			—	0	W	R	—
1	L			—	0	L	R	—
PITTSBURGH	TOT.	W/L	H/R	LAST TIME	TOT.	W/L	H/R	LAST TIME
1	W			June 22-24, 2007	0	W	H	—
1	L			June 21-23, 2013	0	L	H	—
0	W			—	0	W	R	—
0	L			June 12-14, 2001	0	L	R	—
SAN DIEGO	TOT.	W/L	H/R	LAST TIME	TOT.	W/L	H/R	LAST TIME
1	W			June 12-14, 2009	0	W	H	—
1	L			July 18-20, 1999	0	L	H	—
1	W			Aug. 13-15, 2018	0	W	R	—
0	L			—	0	L	R	—
SAN FRANCISCO	TOT.	W/L	H/R	LAST TIME	TOT.	W/L	H/R	LAST TIME
0	W			—	0	W	H	—
0	L			—	0	L	H	—
1	W			June 15-17, 2009	0	W	R	—
2	L			May 1-3, 2015	0	L	R	—
SEATTLE	TOT.	W/L	H/R	LAST TIME	TOT.	W/L	H/R	LAST TIME
10	W			July 12-14, 2019	4	W	H	July 7-10, 2011
9	L			Aug. 15-17, 2022	2	L	H	July 7-10, 2005
11	W			June 4-6, 2010	3	W	R	Aug. 10-13, 2017
6	L			Sept. 26-28, 2014	1	L	R	Apr. 19-22, 2001
TAMPA BAY	TOT.	W/L	H/R	LAST TIME	TOT.	W/L	H/R	LAST TIME
4	W			Aug. 10-12, 2009	1	W	H	May 6-9, 2004
2	L			July 31-Aug. 2, 2018	2	L	H	July 3-6, 2021
3	W			July 14-16, 2006	0	W	R	—
3	L			Apr. 24-26, 2012	1	L	R	Aug. 22-25, 2022
TEXAS	TOT.	W/L	H/R	LAST TIME	TOT.	W/L	H/R	LAST TIME
18	W			Sept. 30-Oct. 2, 2022	0	W	H	—
5	L			Aug. 5-7, 2013	0	L	H	—
11	W			April 9-11, 2018	1	W	R	July 10-13, 2014
11	L			Aug. 7-9, 2020	4	L	R	Sept. 26-29, 2013
TORONTO	TOT.	W/L	H/R	LAST TIME	TOT.	W/L	H/R	LAST TIME
6	W			Apr. 30-May 2, 2019	0	W	H	—
6	L			Aug 21-23, 2015	1	L	H	May 26-29, 2022
8	W			Aug. 26-28, 2022	0	W	R	—
10	L			July 26-28, 2005	2	L	R	July 3-6, 1992
WASHINGTON	TOT.	W/L	H/R	LAST TIME	TOT.	W/L	H/R	LAST TIME
1	W			June 27-29, 2011	0	W	H	—



CLUB HISTORY

MARATHONS IN ANGELS HISTORY

(14 INNINGS-OR-MORE)

DATE	OPPONENT	H/A	INNINGS	SCORE	WINNER	LOSER
4/13/82 **	Seattle	H	20	4-3	Sanchez	Nelson
7/9/71	Oakland	A	20	0-1	Knowles	Queen
8/9/14	Boston	H	19	5-4	Shoemaker	Workman
4/29/13	Oakland	A	19	8-10	Blevins	Enright
7/28/05	Toronto	A	18	1-2	Walker	Shields
6/8/04	Milwaukee	H	17	0-1	Kinney	Ortiz
9/21/89	Cleveland	A	17	4-5	Bailes	Monteleone
9/10/88	Texas	A	17	2-3	Vande Berg	Cook
5/31/66	Cleveland	H	17	5-7	Hargan	Chance
7/25/19	Baltimore	H	16	8-10	Scott	Canning
7/18/14	Seattle	H	16	3-2	Santiago	Leone
9/8/10 **	Cleveland	H	16	4-3	Palmer	Ambriz
7/6/90	Milwaukee	A	16	9-8	Minton	Edens
7/22/89	Detroit	H	16	5-4	Petry	Hudson
7/7/86	Milwaukee	A	16	3-1	Forster	Plesac
4/8/82	Oakland	A	16	8-6	Sanchez	Jones
7/24/78	Cleveland	A	16	5-4	Griffin	Kern
9/22/75	Chicago	H	16	3-0	Kirkwood	Gossage
7/8/72	Boston	H	16	4-3	Barber	Lee
8/1/71	Detroit	A	16	3-4	Niekro	Allen
5/11/70	Boston	H	16	2-1	LaRoche	Brett
4/24/64	Cleveland	H	16	2-5	McMahon	Fowler
8/3/63	Chicago	H	16	6-5	Foytack	Fisher
8/30/19	Boston	H	15	6-7	Cashner	Cahill
9/6/08	Chicago (A.L.)	R	15	6-7	Wasserman	Speier
6/13/04	Chicago (N.L.)	H	15	5-6	Leicester	Hensley
9/7/97	Detroit	A	15	5-4	Hasegawa	Dishman
9/27/96	Texas	A	15	4-3	Harris	Whiteside
9/2/92	Cleveland	H	15	3-2	Lewis	Lilliquist
9/13/86	Chicago	A	15	3-2	Lucas	Dawley
6/4/85	Baltimore	A	15	6-5	Cliburn	Dixon
4/30/85	Boston	H	15	3-2	Cliburn	Ojeda
6/12/83	Toronto	H	15	5-6	Clarke	C. Brown
8/7/80	Minnesota	H	15	4-2	Hassler	Williams
8/27/76	New York	H	15	0-5	Jackson	Monge
7/28/76	Kansas City	H	15	2-3	Gura	Kirkwood
8/19/75	Milwaukee	H	15	5-4	Scott	Austin
6/14/74	Boston	H	15	4-3	Raziano	Tiant
6/14/71	Boston	H	15	3-4	Lyle	Fisher
8/21/68	Baltimore	H	15	3-4	Brabender	Pattin
6/6/64	New York	H	15	0-2	Stafford	Smith
4/24/63	Detroit	A	15	3-4	Anderson	Grba
4/13/63	Chicago	H	15	1-0	Navarro	Peters
4/22/19	New York (A.L.)	H	14	3-4	Holder	Bard
6/10/14	Oakland	H	14	2-1	Rasmus	Francis
8/20/13	Cleveland	H	14	1-4	Carrasco	Blanton
4/9/11	Toronto	H	14	6-5	Haren	Rauch
9/10/10 **	Seattle	H	14	4-3	Thompson	Sweeney
6/5/03	Montreal	R	14	7-8	Eischen	Callaway
4/27/03	Boston	H	14	4-6	Mendoza	Callaway
4/28/02	Toronto	H	14	8-5	Lukasiewicz	Borbon
6/13/97	San Diego	A	14	7-8	Bochtler	Hasegawa
5/8/96	Kansas City	H	14	1-3	Pichardo	Eichhorn
7/11/93	New York	H	14	3-2	Linton	Monteleone
5/24/93	Seattle	A	14	3-4	Henry	Crim
8/9/92	Chicago	H	14	8-12	Pall	Bailes
9/10/89	Boston	H	14	2-1	McClure	Lamp
6/21/89	Toronto	H	14	1-6	Minton	Henke
9/10/86	Cleveland	A	14	7-6	Finley	Yett
6/28/85	Kansas City	A	14	4-5	Quisenberry	Corbett
6/26/84	Texas	A	14	3-2	Kison	Jones
9/14/83	Kansas City	H	14	0-1	Armstrong	Steirer
8/24/83	Milwaukee	A	14	0-1	Slaton	Hassler
7/12/83	Detroit	A	14	4-5	Bailey	Witt
7/13/80	Oakland	H	14	5-4	Montague	Hamilton
8/10/79	Seattle	H	14	6-8	Stein	LaRoche
8/20/78	Baltimore	H	14	1-0	Griffin	Stanhouse
10/2/76	Oakland	A	14	8-9	Fingers	Verhoeven
9/13/76	Texas	A	14	6-2	Drago	Bacsik
5/30/76	Kansas City	H	14	2-3	Mingori	Drago
8/6/70	Minnesota	A	14	1-2	Williams	Doyle
6/11/69	Baltimore	A	14	7-5	Borbon	Richert
6/24/66	Baltimore	H	14	5-4	Sanford	Fisher
6/11/66	Kansas City	H	14	4-3	Sanford	Krause
4/12/66	Chicago	A	14	2-3	Pizarro	Brunet
9/15/65	Chicago	H	14	2-1	Sukla	Fisher
9/6/63	Kansas City	H	14	4-3	Osinski	Bowsfield
9/9/62	Baltimore	A	14	3-4	Wilhelm	Navarro
7/23/62	Baltimore	H	14	6-5	Chance	Hall
6/25/61	Baltimore	H	14	8-9	Hall	Klin

** Played a club-record 30 innings in consecutive games (two occurrences)

CLUB HISTORY



CLUB HISTORY

ANGELS IN EXTRA INNINGS

YEAR	HOME	ROAD	TOTAL	YEAR	HOME	ROAD	TOTAL
1961	2-5	3-4	5-9	1992	4-3	4-5	8-8
1962	6-5	4-4	10-9	1993	4-3	0-5	4-8
1963	5-3	6-4	11-7	1994	2-6	2-1	4-7
1964	2-4	8-1	10-5	1995	2-4	4-1	6-5
1965	5-3	2-4	7-7	1996	4-2	4-5	8-7
1966	6-6	3-2	9-8	1997	4-3	1-5	5-8
1967	3-2	2-5	5-7	1998	2-3	4-3	6-6
1968	5-4	4-0	9-4	1999	3-4	1-4	4-8
1969	4-5	4-1	7-6	2000	2-2	7-5	9-7
1970	6-4	3-3	9-7	2001	4-5	3-3	7-8
1971	2-4	7-6	9-10	2002	7-3	3-2	10-5
1972	8-2	1-1	9-3	2003	1-2	1-2	2-4
1973	4-7	7-4	11-11	2004	2-4	2-2	4-6
1974	2-3	1-3	3-6	2005	6-4	3-6	9-10
1975	4-7	3-3	7-10	2006	4-4	4-3	8-7
1976	6-7	7-5	13-12	2007	6-2	1-1	7-3
1977	3-3	5-3	8-6	2008	2-3	1-2	3-5
1978	5-3	5-2	10-5	2009	3-2	4-2	7-4
1979	2-3	2-1	4-4	2010	6-4	3-3	9-7
1980	4-6	2-4	6-10	2011	6-5	2-8	8-13
1981	3-0	1-4	4-4	2012	0-1	3-3	3-4
1982	6-2	2-3	8-5	2013	5-6	3-2	8-8
1983	3-9	5-5	8-14	2014	7-4	3-3	10-7
1984	4-5	6-5	10-10	2015	4-4	1-3	5-7
1985	7-1	4-2	11-3	2016	0-3	0-1	0-4
1986	4-1	3-4	7-5	2017	4-4	4-3	8-7
1987	7-5	2-8	9-13	2018	3-4	2-3	5-7
1988	3-6	7-2	10-8	2019	1-3	2-4	3-7
1989	4-3	4-2	8-5	2020	3-2	1-2	4-4
1990	6-2	4-3	10-5	2021	0-4	3-1	3-5
1991	2-7	0-2	2-9	2022	3-4	4-4	7-8

ANGELS LONGEST WINNING STREAKS

#G	YEAR	OPPONENTS	DATES
11	1964	(WSA 5, CLE 3, KC 3)	June 16
10	2014	(MIN 3, CLE 1, TEX 3, HOU 2)	Sept. 4
10	1979	(MIN 5, OAK 5)	Apr. 11
10	1997	(SEA 2, OAK 4, TEX 2, DET 2)	July 5
10	2002	(TB 1, BAL 3, TB 3, BAL 3)	Aug. 29
9	1998	(MIN 1, KC 2, SEA 2, COL 3, ARI 1)	May 31
9	2004	(MIN 2, DET 3, TB 4)	May 1
9	2004	(TB 2, NYY 3, KC 3, MIN 1)	Aug. 18
8	1987	(KC 1, TEX 3, CWS 3, CLE 1)	June 21
8	1995	(CLE 2, MIL 4, SEA 2)	July 25
8	2002	(SEA 1, TOR 3, CLE 3, TOR 1)	Apr. 24
8	2002	(DET 2, CWS 3, DET 2, CWS 1)	May 8
8	2005	(TEX 3, LAD 3, TEX 2)	June 20
8	2005	(DET 3, TEX 3, TB 2)	Sept. 16
8	2006	(OAK 3, TB 3, CLE 2)	July 7
8	2009	(OAK 2, KC 3, MIN 3)	July 18
8	2012	(OAK 2, SEA 4, NYY 2)	May 22
8	2013	(CWS 2, SEA 2, KC 4)	May 18
7	1961	(CWS 1, KC 3, MIN 2, DET 1)	July 2
7	1966	(CWS 2, MIN 3, KC 2)	June 13
7	1967	(CWS 2, MIN 4, BOS 1)	July 17
7	1971	(CWS 2, KC 2, MIN 3)	Apr. 12
7	1982	(SEA 4, MIN 3)	Apr. 13
7	1983	(CLE 4, NYY 3)	May 22
7	1986	(BAL 1, NYY 2, DET 4)	Aug. 24
7	1988	(TOR 1, CLE 4, DET 2)	July 6
7	1988	(OAK 1, CWS 4, SEA 2)	July 27
7	1989	(TOR 1, DET 4, OAK 2)	July 18
7	1990	(CLE 2, TOR 2, MIL 3)	May 21
7	1995	(MIN 1, CWS 3, NYY 3)	May 18
7	1996	(TOR 2, DET 4, MIL 1)	Apr. 17
7	1996	(CLE 1, KC 3, TOR 3)	June 9
7	1997	(CWS 2, BAL 2, MIL 3)	June 12
7	2008	(TOR 2, SEA 3, OAK 2)	May 31
7	2009	(SD 3, SF 3, LAD 1)	June 12
7	2013	(DET 3, HOU 3, STL 1)	June 25
7	2015	(SEA 1, BOS 4, MIN 2)	July 12
7	2015	(HOU 2, SEA 3, OAK 2)	Sept. 22
7	2018	(OAK 1, TEX 3, KC 3)	Apr. 8
7	2022	(MIN 1, OAK 3, TEX 3)	Sept. 25

ANGELS LONGEST LOSING STREAKS

#G	YEAR	OPPONENTS	DATES
14	2022	(TEX 1, TOR 4, NYY 3, PHI 3, BOS 3)	May 25
13	1988-89	(MIL 5, MIN 7, TEX 1)	Sept. 19
11	1974	(TEX 1, OAK 4, CLE 3, BAL 3)	June 30
11	1992	(SEA 1, MIN 3, TOR 4, CLE 2, DET 1)	June 28
11	1999	(LAD 2, SD 3, TEX 2, BAL 3, TB 1)	July 16
11	1966	(OAK 1, SEA 4, MIN 2)	Aug. 20
10	1963	(DET 1, BAL 3, WSA 4, NYY 2)	June 30
10	1969	(NYY 4, BOS 3, DET 3)	May 16
10	1993	(CLE 2, BOS 3, NYY 4, OAK 1)	July 17
9	1961	(NYY 3, CWS 5, KC 1)	June 11
9	1970	(MIN 3, KC 2, CWS 2, MIL 2)	Sept. 4
9	1980	(NYY 3, BOS 4, BAL 2)	June 11
9	1987	(NYY 4, BAL 2, TOR 3)	May 22
9	1995	(BAL 3, NYY 3, BOS 3)	Aug. 25
9	1995	(CWS 1, KC 3, OAK 3, TEX 2)	Sept. 13



CLUB HISTORY

1-0 WINS AND LOSSES

GAMES: 236

RECORD: 130-106

HOME/ROAD: 134/102

HOME RECORD: 91-43

ROAD RECORD: 39-63

MOST WINS: Chance (11); Finley (10); Ryan (7); Tanana, Newman (5); May, Washburn (4)

MOST LOSSES: Brunet (6); Wright, Tanana (5); Newman, May, McGlothlin, Ryan, Finley (4)

MOST DECISIONS: Finley (14, 10-4); Chance (13, 11-2); Ryan (11, 7-4); Tanana (10, 5-5); Newman (9, 5-4); Brunet (9, 3-6)

EXTRA-INNING GAMES: 32

RECORD: 20-12

ROAD RECORD: 6-6

HOME RECORD: 14-6

LONGEST GAME: 20 inn. (7/9/71) at Oak. (1-0 loss)

DATE	OPP	H/R	W/L	WINNER	LOSER	DATE	OPP	H/R	W/L	WINNER	LOSER
7/9/61	DET (1)	R	L	Lary	Grba	5/18/69	NY (2)	R	L	Hamilton	Wilhelm
4/12/62	CHI	R	W	McBRIDE	HORLEN	6/22/69	CHI	H	L	WYNNE	McGlothlin
5/20/62	BOS	R	W	Belinsky	Schwall	7/2/69	KC	R	L	BUTLER	MURPHY
6/6/62	CHI	H	W	McBRIDE	HERBERT	9/4/69	CHI	H	W	May	John
7/17/62	DET	H	W	McBRIDE	Aguirre	4/30/70	NY	R	L	BAHNSEN	May
8/10/62	MIN	H (11)	W	CHANCE	KAAT	9/3/70	KC	H	W	BRADLEY	ROOKER
4/13/63	CHI	H (15)	W	Navarro	Peters	5/20/71	MIN	H	W	WRIGHT	Corbin
6/4/63	CHI	H	W	OSINSKI	Peters	7/2/71	OAK	H	W	CLARK	ODOM
6/21/63	WAS	H	W	Chance	Rudolph	7/9/71	OAK	R (20)	L	Knowles	Queen
7/17/63	CLE (2)	H	W	Foytack	Kralick	8/5/71	CHI	H	L	WOOD	WRIGHT
7/31/63	CLE (1)	R	L	LATMAN	Newman	8/27/71	BOS	H	W	Messersmith	SIEBERT
8/9/63	NY	H	L	BOUTON	D. Lee	9/8/71	OAK	R	L	HUNTER	MAY
6/2/64	BOS	H	W	CHANCE	Lamabe	9/13/71	MIN	H	L	KAAT	MURPHY
6/26/64	KC (1)	H	W	Belinsky	Drabowsky	9/29/71	MIN	R	L	BLYLEVEN	WRIGHT
7/11/64	CHI	H	W	CHANCE	Talbot	4/15/72	CLE	H	W	MESSERSMITH	Bosman
7/15/64	DET (2)	H	W	CHANCE	Regan	6/15/72	TEX	H	L	COLBERT	Wright
7/17/64	MIN	R	W	Newman	Stigman	7/5/72	MIL	H	W	RYAN	STEPHENSON
7/24/64	KC	R	L	O'DONOGHUE	D. Lee	7/16/72	MIL (1)	R	W	MAY	COLBORN
8/5/64	BAL	H	W	Chance	Bunker	7/22/72	NY (1)	R	W	Barber	Lyle
8/18/64	DET (1)	R	W	CHANCE	Aguirre	7/31/72	KC	H	L	NELSON	Ryan
8/18/64	DET (2)	R	L	LOLICH	Newman	8/9/72	CHI	H	L	WOOD	Ryan
8/22/64	CLE (1)	R	L	SIEBERT	Chance	8/27/72	CLE	H (12)	W	RYAN	Hennigan
9/5/64	BAL	H	W	Brunet	Barber	9/3/72	BAL	H (10)	W	MESSERSMITH	WATT
9/22/64	CHI	H	W	NEWMAN	Howard	9/15/72	CHI	H (11)	W	MAY	BRADLEY
9/25/64	MIN	H	W	CHANCE	KAAT	9/22/72	MIN	R	L	BLYLEVEN	MESSERSMITH
4/25/65	NY (2)	R	L	STOTTLEMYRE	May	4/25/73	BAL	H	W	SINGER	McNALLY
5/3/65	BOS	H	W	CHANCE	Stephenson	5/4/73	BAL	R	W	MAY	McNALLY
5/21/65	CHI	H	W	Newman	JOHN	6/9/73	MIL	H	L	Colborn	MAY
6/19/65	CLE	R	L	TERRY	Newman	6/21/73	MIN	R	L	BLYLEVEN	WRIGHT
7/4/65	CHI	H	L	John	Brunet	8/26/73	BOS	H	W	SINGER	TIANT
7/10/65	CLE	H	W	Newman	McDOWELL	7/6/74	CLE	H	L	Bosman	FIGUEROA
8/31/65	NY	H	W	CHANCE	Stafford	8/19/74	DET	H	W	TANANA	Holdsword
9/3/65	KC (2)	H	L	Krausse	Newman	8/20/74	DET	H (11)	L	LOLICH	RYAN
5/5/66	KC	H	W	Newman	Sheldon	9/5/74	CHI	H	L	Johnson	FIGUEROA
6/3/66	DET	H	L	Aguirre	M. LOPEZ	9/8/74	CHI	H	L	Kaat	HASSLER
6/8/66	CHI	H	W	BRUNET	Lamabe	4/26/75	OAK	H	W	Tanana	HOLTZMAN
6/19/66	KC (1)	R	L	KRAUSSE	WRIGHT	5/4/75	TEX	R	L	Hands	HASSLER
6/25/66	BAL	H	L	Bunker	BRUNET	5/16/75	BAL	R	L	PALMER	TANANA
7/6/66	DET	R (10)	W	Brunet	Sherry	5/31/75	BAL	H	L	CJELLAR	SINGER
7/20/66	BOS (2)	R (10)	W	Rojas	Wyatt	6/1/75	BAL	H	W	RYAN	Grimsley
8/12/66	CHI	R	L	JOHN	CHANCE	6/22/75	TEX	H	W	FIGUEROA	JENKINS
8/23/66	NY	R	W	CHANCE	Peterson	6/23/75	TEX	H (13)	L	Umbarger	Kirkwood
5/12/67	CHI	R	L	Horlen	Sanford	7/23/75	NY	R	W	TANANA	PALMER
5/13/67	CHI	R (10)	L	O'TOOLE	Rojas	8/10/75	BAL	H	W	Scott	MAY
6/1/67	WAS	R	L	PASCUAL	Clark	9/19/75	MIN	H	W	Pactwa	BLYLEVEN
7/13/67	CHI	R	L	Peters	Brunet	4/26/76	MIL	R	L	Colborn	TANANA
8/8/67	NY	H	L	Monbuquette	Brunet	5/12/76	TEX	H	L	SINGER	Kirkwood
8/11/67	BOS	H	W	McGLOTHLIN	Stange	5/26/76	CHI	H (11)	L	Brett	KIRKWOOD
9/2/67	CLE	H (12)	W	Allen	Allen	6/15/76	MIL	H	W	RYAN	COLBORN
4/10/68	NY	R	L	STOTTLEMYRE	Brunet	8/5/76	TEX	R	L	BLYLEVEN	ROSS
6/28/68	WAS (2)	R (11)	W	Pattin	Knowles	9/20/76	TEX	H	W	RYAN	BLYLEVEN
7/27/68	CHI	H	L	Priddy	Brunet	10/3/76	OAK	R	W	RYAN	TORREZ
8/6/68	WAS (2)	R	L	COLEMAN	McGlothlin	5/30/77	CLE	R	L	ECKERSLEY	TANANA
8/10/68	BAL	R	L	BRABENDER	MURPHY	6/10/77	CLE	H	W	TANANA	GARLAND
8/19/68	BAL	H	L	HARDIN	McGLOTHLIN	6/24/77	TEX	H (10)	L	Devine	TANANA
9/28/68	CHI	H	W	Pattin	Fisher	7/31/77	BOS	H	L	AASE	LaRoche
4/29/69	SEA	R	L	PATTIN	McGLOTHLIN	4/7/78	OAK	H	W	TANANA	Langford
5/14/69	WAS	H	W	McGlothlin	Hannan	4/13/78	MIN	H (11)	W	LaRoche	T. Johnson
						6/7/78	OAK (2)	R	L	Keough	Griffin
						8/1/78	OAK	H	L	LANGFORD	RYAN
						8/7/78	OAK	R	L	RENKO	AASE
						8/20/78	BAL	H (14)	W	Griffin	Stanhouse

CLUB HISTORY



CLUB HISTORY

1-0 WINS AND LOSSES

DATE	OPP	H/R	W/L	WINNER	LOSER	DATE	OPP	H/R	W/L	WINNER	LOSER
9/11/78	TEX	R	L	JENKINS	HARTZELL	6/8/01	LAD	R	W	Valdez	Carrara
5/2/79	NY	H	W	RYAN	GUIDRY	6/13/01	SF	R	L	Ortiz	Schoeneweis
5/23/79	MIL	R	L	TRAVERS	AASE	7/2/01	OAK	R (12)	L	Tam	Hasegawa
7/2/80	CHI	R	L	BAUMGARTEN	TANANA	7/29/01	BAL	H	L	Mercedes	Valdez
9/22/81	CHI	H	W	Moreno	BAUMGARTEN	4/23/02	SEA	R	L	Franklin	ORTIZ
10/3/81	TEX	R	L	BUTCHER	MORENO	7/3/02	BAL	H	W	Washburn	ERICKSON
5/19/83	SEA	R	L	YOUNG	FORSCH	7/11/02	KC	R	W	Washburn	MAY
8/24/83	MIL	R (14)	L	Slaton	Hassler	7/28/02	SEA	R	W	Appier	Sasaki
9/14/83	KC	H (14)	L	Armstrong	Steirer	8/11/02	TOR	R	W	Washburn	Halladay
6/29/84	MIL	R	L	Haas	ROMANICK	9/17/02	OAK	R (10)	W	Weber	Koch
7/25/84	SEA	H (10)	W	Sanchez	BEATTIE	7/4/03	OAK	R	W	Sele	MULDER
8/18/84	BAL	R	L	BODDICKER	WITT	5/1/04	MIN	R	W	Rodriguez	Rincon
9/30/84	TEX	R	W	WITT	HOUGH	5/7/04	TB	H	W	LACKEY	Hendrickson
6/9/85	KC	H	W	Romanick	JACKSON	5/18/04	NY	H (11)	W	Shields	Quantrill
9/27/86	TEX	H	L	HOUGH	Sutton	6/8/04	MIL	H (17)	L	Kinney	Ortiz
4/18/87	MIN	H	W	Candelaria	VIOLA	9/8/04	TOR	H	L	Miller	Escobar
6/12/87	KC	R	L	SABERHAGEN	WITT	9/15/04	SEA	R	L	FRANKLIN	Lackey
9/29/87	CHI	R	L	Bannister	WITT	9/19/04	TEX	H	L	Young	Washburn
5/4/88	DET	H	L	MORRIS	PETRY	4/16/05	OAK	R (10)	L	Calero	Shields
6/4/88	MIL	R	L	HIGUERA	PETRY	4/24/05	OAK	H	W	Shields	BLANTON
6/7/88	TEX	R	W	Finley	HOUGH	6/15/05	WAS	H	L	Drese	COLON
6/10/88	KC	H	W	PETRY	Leibrandt	5/1/06	OAK	H	L	Zito	Carrasco
4/26/89	DET	H	W	Finley	MORRIS	9/4/06	BAL	H	W	Weaver	Lopez
4/30/89	TOR	H (11)	W	McClure	Henke	6/27/07	KC	H	L	de la Rosa	Weaver
6/7/89	CLE	H	L	SWINDELL	FINLEY	4/2/08	MIN	R	W	Saunders	Blackburn
7/18/89	TOR	R	W	BYLVEEN	KEY	5/26/08	DET	H (12)	W	Arredondo	Dolsi
8/20/89	CLE	H	W	McCASKILL	BLACK	6/28/08	LAD	R	L	Billingsley	Weaver
4/11/90	SEA	H	W	Langston	Hanson	6/29/08	LAD	R	W	Lackey	Lowe
6/4/90	TEX	R	L	Brown	McCaskill	8/1/08	NY	R	W	Santana	Rivera
6/22/90	DET	H	W	Bailes	Gibson	5/9/09	KC	H	W	SAUNDERS	GREINKE
8/17/90	BOS	R	W	FINLEY	BODDICKER	7/8/10	CWS	R	L	DANKS	SANTANA
9/2/90	CHI	H	W	Finley	FERNANDEZ	7/23/10	TEX	R	L	Wilson	Saunders
8/24/91	BOS	H	W	McCaskill	Morton	8/29/10	BAL	R	L	Guthrie	Weaver
8/28/91	DET	H	W	J. Abbott	GULLICKSON	5/28/11	MIN	R	L	Burnett	Takahashi
9/7/91	MIL	H	W	Finley	NAVARRO	6/29/11	WAS	H	W	Haren	ZIMMERMAN
9/8/91	MIL	H	W	J. Abbott	Plesac	7/5/11	DET	H	W	HAREN	Verlander
9/13/91	CHI	H	L	McDOWELL	J. ABBOTT	7/21/11	TEX	H	W	Weaver	Wilson
4/29/92	TOR	R	L	STOTTLEMYRE	J. ABBOTT	8/5/11	SEA	H	W	Walden	Cortes
8/11/92	MIL	H	W	Grähe	Navarro	6/19/13	SEA	H	W	Wilson	Saunders
9/26/92	CHI	R	W	Finley	Fernandez	7/24/13	MIN	H	W	Weaver	Pelfrey
8/24/93	BAL	R	L	Moyer	FINLEY	7/31/14	BAL	R (13)	W	Santiago	Webb
9/22/93	CHI	H	L	Alvarez	FINLEY	6/13/15	OAK	H	W	Wilson	GRAVEMAN
6/14/94	KC	R	W	FINLEY	Gubicza	7/17/15	BOS	H	W	Smith	Uehara
6/29/94	OAK	R	L	Eckersley	FINLEY	8/19/15	CWS	H	W	Weaver	Samardzija
7/2/94	BAL	R	W	LANGSTON	McDONALD	7/16/16	CWS	H	W	SHOEMAKER	Shields
7/8/95	MIL	H	W	LANGSTON	BONES	4/16/17	KC	R	L	Kennedy	Skaggs
5/28/96	NY	H	W	GRIMSLEY	ROGERS	9/12/17	HOU	H	L	Verlander	Richards
6/30/96	OAK	H	W	Hancock	WASDIN	6/5/18	KC	H	W	HEANEY	Keller
7/22/96	DET	H	W	Finley	OLIVARES	9/9/18	CWS	R	W	Heaney	Hamilton
6/23/97	TEX	R	W	Watson	Oliver	9/11/18	TEX	H	W	N. Ramirez	Sampson
5/12/99	NY	R	W	Finley	Cone	7/31/21	OAK	H	W	Barria	Irvin
7/23/99	BAL	R	L	Guzman	McDowell	6/6/22	BOS	H	L	WACHA	Syndergaard
9/15/99	KC	R	W	Finley	Carter	6/8/22	BOS	H	L	Eovaldi	Herget
10/3/99	TEX	H	W	Washburn	Morgan	7/9/22	BAL	R	L	Kremer	Sandoval
4/23/00	TB	R	L	Eiland	Dickson	8/8/22	OAK	R	W	Suarez	Irvin
5/6/00	SEA	R	L	Sasaki	Holtz	8/19/22	DET	R	W	SANDOVAL	Manning
9/6/00	DET	R	W	Schoeneweis	Sparks						
9/17/00	MIN	R	L	RADKE	BELCHER						

CAPS indicate Complete Games



CLUB HISTORY

ANGELS NOTABLE TRADES

DATE	CLUB	ACQUIRED	TRADED
4/1/61	Chicago (N.L.)	Lou Johnson, OF	Jim McAnany, OF
4/4/61	New York (A.L.)	Fritz Brickell, INF	Duke Maas, P
5/8/61	New York (A.L.)	Lee Thomas, OF	Tex Clevenger, P
		Rhyme Duren, P	Bob Cerv, OF
		Johnny James, P	
6/7/61	Detroit	Jim Donohue, P	Jerry Casale, P
5/15/62	Kansas City	Gordy Windhorn, OF	Marian Coughtry, INF
5/20/62	Minnesota	Don Lee, P	Jim Donohue, P
7/21/62	Kansas City	Dan Osinski, P	★Ted Bowsfield, P
12/11/62	Philadelphia	Jacke Davis, OF	Earl Averill, C/OF
6/15/63	Detroit	Frank Kostro, INF	George Thomas, OF
		Paul Foytack, P	
12/2/63	Cleveland	Barry Latman, P	Leon Wagner, OF
			★Joe Adcock, INF
4/28/64	Detroit	Willie Smith, P/OF	Julio Navarro, P
6/4/64	Boston	Lou Clinton, OF	Lee Thomas, OF
6/11/64	Cleveland	Vic Power, INF	Billy Moran, INF
	Minnesota	Lennie Green, OF	Frank Kostro, INF
10/14/64	Milwaukee	Phil Roof, C	★Dan Osinski, P
		Ron Piche, P	
11/21/64	San Francisco	Jose Cardenal, OF	Jack Hiatt, C
12/3/64	Philadelphia	Costen Shockley, INF	Bo Belinsky, P
		Rudy May, P	
6/1/65	Houston	Al Spangler, OF	Don Lee, P
6/15/65	Cleveland	★Bubba Morton, OF	Phil Roof, C
12/2/65	Baltimore	Norm Siebern, INF	Dick Simpson, OF
12/15/65	Houston	Ed Pacheco, C	Barry Latman, P
5/27/66	Los Angeles	Howie Reed, P	Dick Egan, P
			HJohn Butler, INF
12/2/66	Minnesota	Jimmie Hall, OF	Dean Chance, P
		Don Mincher, INF	★Jackie Hernandez, INF
		Pete Cimino, P	
12/14/66	San Francisco	Len Gabrielson, OF	Norm Siebern, INF
12/15/66	Los Angeles	Nick Willhite, P	Bob Lee, P
5/6/67	Chicago (A.L.)	Bill Skowron, INF	Charles Nash, INF
5/10/67	Los Angeles	John Werhas, INF	Len Gabrielson, OF
6/10/67	New York (N.L.)	Jack Hamilton, P	Nick Willhite, P
6/15/67	Baltimore	Woody Held, INF/OF	Marcelino Lopez, P
			Tom Arruda, P
6/15/67	Kansas City	Roger Repoz, INF/OF	Jack Sanford, P
		Jack Warner, OF	
11/29/67	Cleveland	Chuck Hinton, OF	Jose Cardenal, OF
11/30/67	Cincinnati	Sammy Ellis, P	Bill Kelson, P
			Jorge Rubio, OF
6/15/68	Cleveland	Vic Davallilo, OF	Jimmie Hall, OF
7/20/68	Chicago (A.L.)	Wayne Causey, INF	Woody Held, INF/OF
10/8/68	Cleveland	Eddie Fisher, P	Jack Hamilton, P
12/12/68	Kansas City	Hoyt Wilhelm, P	Ed Kirkpatrick, C/OF
			Dennis Paepke, C
1/20/69	Chicago (A.L.)	Bill Voss, OF	Sammy Ellis, P
		Andy Rubillotta, P	
4/4/69	Cleveland	Lou Johnson, OF	Chuck Hinton, INF/OF
5/14/69	Chicago (A.L.)	Sandy Alomar, INF	Bobby Knoop, INF
		Bob Priddy, P	
5/30/69	St. Louis	Jim Hicks, OF	Vic Davallilo, OF
6/15/69	Boston	Joe Azucue, C	Tom Satriano, C
10/24/69	Cincinnati	Mel Queen, P	★Jim McGlothlin, P
		★Alex Johnson, OF	★Vern Geishert, P
		★Chico Ruiz, INF	
		★Pedro Borbon, P	
1/14/70	Cincinnati	Jack Fisher, P	Bill Harrelson, P
			Dan Loomer, INF
4/27/70	Washington	Ken McMullen, INF	Aurelio Rodriguez, INF
			Rick Reichardt, OF
7/9/70	Chicago (N.L.)	Archie Reynolds, P	Juan Pizarro, P
10/11/70	Boston	Tony Conigliaro, OF	Ken Tatum, P
		Ray Jarvis, P	Jarvis Tatum, OF
		Gerry Moses, C	Doug Griffin, INF
10/21/70	Atlanta	John Burns, C	Marty Perez, INF
11/30/70	Chicago (A.L.)	Ken Berry, OF	Jay Johnstone, OF
		Syd O'Brien, INF	Tom Egan, C
		Billy Wynne, P	Tom Bradley, P
12/15/70	Cincinnati	Jim Maloney, P	Greg Garrett, P
1/28/71	Milwaukee	Gene Brabender, P	Bill Voss, OF

DATE	CLUB	ACQUIRED	TRADED
10/5/71	Cleveland	Vada Pinson, OF	Alex Johnson, OF
4/4/71		Frank Baker, OF	Gerry Moses, C
		Alan Foster, P	
11/30/71	Minnesota	Leo Cardenas, INF	Dave LaRoche, P
12/10/71	New York (N.L.)	Nolan Ryan, P	Jim Fregosi, INF
		Don Rose, P	
		Leroy Stanton, OF	
		Francisco Estrada, C	
1/26/72	Milwaukee	Andy Kosco, OF/INF	Tommy Reynolds, OF
5/5/72	Kansas City	Bob Oliver, OF/INF	Tom Murphy, P
6/10/72	Baltimore	Jerry DaVanon, INF	Roger Repoz, OF
7/28/72	Milwaukee	Paul Ratliff, C	Syd O'Brien, INF
		Ron Clark, INF	Joe Azucue, C
		Jack Hiatt, C	CASH
7/29/72	Houston	Chris Coletta, OF	Andy Kosco, OF
8/15/72	Boston	Bruce Miller, INF	Eddie Fisher, P
8/17/72	Chicago (A.L.)	Bruce Kimm, C	
11/28/72	Los Angeles	Frank Robinson, OF	Andy Messersmith, P
		Bill Singer, P	Ken McMullen, INF
		Mike Strahler, P	
		Bill Grabarkewitz, INF	
		Bobby Valentine, INF	
4/2/73	Cleveland	Tom McCraw, INF/OF	Leo Cardenas, INF
		Bob Marcano, INF	
4/14/73	San Francisco	Al Gallagher, INF	Bruce Miller, INF
5/20/73	Texas	Mike Epstein, INF	Jim Spencer, INF
		Rich Hand, P	Lloyd Allen, P
		Rick Stelmasek, C	
6/15/73	Cincinnati	Richie Scheinblum, OF	★Thor Skogan, P
			★Terry Wilshusen, P
			Billy Grabarkewitz, INF
8/14/73	Philadelphia	★Denny Doyle, INF	★Aurelio Monteagudo, P
			★Chris Coletta, OF
10/22/73	Milwaukee	Ellie Rodriguez, C	Clyde Wright, P
		Skip Lockwood, P	Steve Barber, P
		Gary Ryerson, P	Ken Berry, OF
		Ollie Brown, OF	Art Kusnyer, C
		Joe Lahoud, OF	
12/6/73	St. Louis	John Andrews, P	Jeff Torborg, C
2/23/74	Kansas City	Barry Raziano, P	Vada Pinson, OF
4/30/74	Kansas City	Paul Schaal, INF	Richie Scheinblum, OF
7/28/74	Chicago (N.L.)	Horatio Pina, P	Rick Stelmasek, C
7/31/74	St. Louis	Bob Heise, INF	★Doug Howard, OF
12/2/74	Boston	Tommy Harper, OF	Bob Heise, INF
12/3/74	New York (A.L.)	Bill Sudakis, INF	Skip Lockwood, P
3/22/75	New York (N.L.)	Ike Hampton, C	Ken Sanders, P
6/14/75	Boston	★Chuck Ross, P	Denny Doyle, INF
9/17/75	San Diego	Gary Ross, P	Bobby Valentine, OF
			★Rudy Meoli, INF
12/10/75	Texas	Jim Spencer, INF	Bill Singer, P
12/11/75	New York (A.L.)	Bobby Bonds, OF	Mickey Rivers, OF
			Ed Figueroa, P
12/11/75	Chicago (A.L.)	Bill Melton, INF	Jim Spencer, INF
		Steve Dunning, P	Morris Nettles, OF
1/12/76	St. Louis	Dick Sharon, OF	Bill Rothan, P
3/3/76	Boston	Dick Drago, P	John Balaz, OF
			Dave Sharof, OF
			Dave Macherem, INF
3/21/76	Los Angeles	Orlando Alvarez, OF	Ellie Rodriguez, C
5/29/76	St. Louis	Mario Guerrero, INF	Ed Jordan, C
6/6/76	Houston	Terry Humphrey, C	Ed Herrmann, C
		Mike Barlow, OF	
9/3/76	St. Louis	Mike Eslier, OF	Ron Farkas, INF
12/3/76	Cleveland	★Stan Perzanowski, P	★Mike Eslier, OF
4/4/77	Pittsburgh	Randy Sealy, P	Mike Eslier, OF
5/11/77	Cleveland	Dave LaRoche, P	Bruce Bochte, INF
		Dave Schuler, P	Sid Monge, P
6/13/77	Baltimore	Dyar Miller, P	Dyar Miller, P
6/15/77	Chicago (A.L.)	Ken Brett, P	Don Kirkwood, P
			John Verhoeven, P
			John Flannery, INF
			Craig Hendrickson, INF
6/15/77	Cincinnati	Gary Nolan, P	Bobby Bonds, OF
12/5/77	Chicago (A.L.)	Brian Downing, C	Thad Bosley, OF
		Chris Knapp, P	Dick Dotson, P
		Dave Frost, P	Jerry Remy, INF
12/8/77	Boston	Don Aase, P	Dale Kelly, C
12/8/77	Toronto	Ron Fairly, INF	
		Butch Alberts, INF	
2/4/78	Minnesota	Dan Ford, OF	Ron Jackson, INF
			Danny Goodin, C

CLUB HISTORY



CLUB HISTORY

ANGELS NOTABLE TRADES

DATE	CLUB	ACQUIRED	TRADED
12/5/78	Montreal	CASH	Tony Solaita, INF
2/3/79	Minnesota	Rod Carew, INF	Ken Landreaux, OF Dave Engle, INF Paul Hartzell, P Brad Havens, P Dave Chalk, INF Floyd Rayford, INF Hjim Anderson, INF
5/4/79	Texas	Bert Campaneris, INF	
6/5/79	Baltimore	Larry Harlow, OF	
8/29/79	Seattle	John Montague, P	
12/6/79	Kansas City	Al Cowens, OF Todd Cruz, INF	Willie Aikens, INF Rance Mulliniks, INF
5/27/80	Detroit	HCraig Eaton, P	
6/12/80	Chicago (A.L.)	Jason Thompson, INF Randy Scarbery, P	Al Cowens, OF Todd Cruz, INF
12/10/80	Boston	Rick Burleson, INF Butch Hobson, INF	Rick Miller, OF Mark Clear, P Carney Lansford, INF Joe Rudi, OF Frank Tanana, P
1/23/81	Boston	Fred Lynn, OF Steve Renko, P Jim Dorsey, P	
4/1/81	Houston	Ken Forsch, P	
4/1/81	Pittsburgh	Ed Ott, C Mickey Mahler, P	Dickie Thon, INF Jason Thompson, INF
12/11/81	Pittsburgh	Tim Foli, INF	Brian Harper, C
1/28/82	Baltimore	Doug DeCinces, INF Jeff Schneider, P	Dan Ford, OF
5/11/82	Minnesota	Doug Corbett, P Rob Wilfong, INF	Tom Brunansky, OF Mike Walters, P HDennis Rasmussen, P
8/31/82	New York (A.L.)	Tommy John, P	
12/8/83	New York (A.L.)	Curt Kaufman, P	Tim Foli, INF
12/20/83	Milwaukee	Jim Slaton, P	Bobby Clark, OF
8/2/85	Pittsburgh	John Candelaria, P Al Holland, P George Hendrick, OF Don Sutton, P Robert Sharpnack, P	Mike Brown, OF Pat Clements, OF Bob Kipper, P Jerome Nelson, OF
9/10/85	Oakland		
12/27/85	Montreal	Gary Lucas, P	Luis Sanchez, P Tim Arnold, C
12/19/86	New York (A.L.)	Butch Wynegar, C HAlan Mills, P	Ron Romanick, P
8/29/87	Pittsburgh	Johnny Ray, INF HMiguel Garcia, P	Bill Merrifield, INF
9/16/87	New York (N.L.)	Shane Young, P	John Candelaria, P Jeff Richardson, P
12/5/87	Detroit	Dan Petry, P	Gary Pettis, OF
6/7/88	Cleveland	Kevin Dorsett, C	HColby Ward, P
10/3/88	Philadelphia	Lance Parrish, C	David Holdridge, P
11/3/88	Minnesota	Bert Blyleven, P Kevin Trudeau, P Paul Sorrento, INF Eric Schmidt, P	Mike Cook, P Rob Wassenaar, P
11/17/88	New York (A.L.)	Bill Schroeder, C	Brian Dorsett, C Gus Polidor, INF HMark McLemore
12/7/88	Milwaukee		
9/6/89	Cleveland	Don Tingler, C	
1/9/90	Cleveland	Scott Bailes, P	Colin Charland, P Jeff Manto, INF
4/29/90	New York (A.L.)	Luis Polonia, OF	Claudell Washington, OF Rich Monteleone, P Mike Witt, P
5/11/90	New York (A.L.)	Dave Winfield, OF	
12/2/90	Toronto	Junior Felix, OF Luis Sojo, INF	Devon White, OF Willie Fraser, P
12/4/90	Baltimore	Dave Gallagher, OF Mike Hook, P	David Martinez, P
3/14/91	Milwaukee	Dave Parker, INF/DH	Dante Bichette, OF HBrandy Vann, P Jack Howell, INF
7/30/91	San Diego	Shawn Abner, OF	
12/8/91	Philadelphia	Von Hayes, OF	Kyle Abbott, LHP Ruben Amaro, Jr., OF Mike Feters, P
12/10/91	Milwaukee	Chuck Crim, P HKen Rivers, C	HMarcus Moore, P Dave Gallagher, OF Dick Schofield, INF
12/10/91	New York (N.L.)	Hubie Brooks, OF	
4/12/92	New York (N.L.)	Julio Valera, P HJulian Vasquez, P	
7/30/92	Toronto	Rob Ducey, OF Greg Myers, C	Mark Eichhorn, P

DATE	CLUB	ACQUIRED	TRADED
12/6/92	New York (A.L.)	J.T. Snow, INF Russ Springer, P Jerry Nielsen, P	Jim Abbott, P
12/8/92	Toronto	Kelly Gruber, INF CASH	Luis Sojo, INF
1/15/93	Montreal	Jeff Tuss, P #Keith Morrison, P	Lee Stevens, INF
12/9/93	New York (A.L.)	Spike Owen, INF	Jose Musset, P
3/25/94	San Francisco	Steve Hosey, OF	Bob Gamez, P
3/29/94	San Diego	Harold Reynolds, INF	Hilly Hathaway, P
6/24/94	Baltimore	HBo Ortiz, OF	Dwight Smith, OF
7/23/94	Chicago (A.L.)	Jeff Schwarz, P	Bob Melvin, C
4/13/95	Detroit	Tony Phillips, OF	Chad Curtis, OF
7/8/95	St. Louis	John Habyan, P	Mark Sweeney, OF
7/27/95	Chicago (A.L.)	Jim Abbott, P Tim Fortugno, P	Andrew Lorraine, P Bill Simas, P John Snyder, P McKay Christensen, OF
8/9/95	Philadelphia	Dave Gallagher, OF	Kevin Flora, OF HRuss Springer, P Demond Smith, OF
8/24/95	Oakland	Mike Aldrete, OF	
1/18/96	New York (N.L.)	Aaron Ledesma, INF	Kevin Flora, OF
2/15/96	Cleveland	Jason Grimsley, P Pep Harris, P Don Slaught, C Chuck McLeroy, P	Brian Anderson, P CASH Lee Smith, P
2/29/96	Cincinnati	Rich Monteleone, P	Mike Aldrete, OF
5/27/96	New York (A.L.)	Pat Borders, C	Ben VanRyn, P
6/12/96	St. Louis	Robert Ellis, P	Pat Borders, C
6/15/96	Chicago (A.L.)	Greg Gohr, P	Damion Easter, INF
7/27/96	Chicago (A.L.)	HScott Volmer, C	Don Slaught, C
8/31/96	Chicago (A.L.)		
10/28/96	Kansas City	Mark Gubicza, P Mike Bovee, P	Chili Davis, DH
11/27/96	San Francisco	Allen Watson, P Fausto Macey, P	J.T. Snow, INF
12/5/96	New York (A.L.)	Jim Leyritz C/INF	HJeremy Blevins, P Ryan Kane, INF HTravis Thurmond, P
4/14/97	San Francisco	Rich DeLucia, P	Jorge Fabregas, C
5/18/97	Chicago (A.L.)	Tony Phillips, OF Chad Kreuter, C Ken Hill, P	Chuck McLeroy, P Jim Leyritz, C HRobert Sasser, INF Ryan Hancock, P
8/13/97	San Diego	Rickey Henderson, OF Stevenson Agosto, P	HGeorge Arias, INF Aaron Guile, INF/OF
8/23/97	San Diego	Angelo Encarnacion, C	
10/31/97	Texas	Mike Bell, INF Phil Nevin, INF/OF	Matt Perisho, P Nick Suse, P
11/20/97	Detroit	Matt Walbeck, C Craig Shipley, INF Charlie O'Brien, C	Chip Hale, INF Jason Stockstill, P Brian Tokarse, P
3/30/98	St. Louis	Jeff Juden, P	CASH
7/30/98	Chicago (A.L.)	Mike Fettes, P Gregg Jefferies, INF Chad Kreuter, C	HDoug Nickle, P CASH
8/7/98	Milwaukee		
8/20/98	Oakland		
8/28/98	Philadelphia		
9/18/98	Chicago (A.L.)		
12/14/98	St. Louis	Mark Petkovsek, P Andy Sheets, INF	HMatt Garrick, C Phil Nevin, INF
3/29/99	San Diego	Gus Kennedy, OF Tomas Perez, INF Nathan Haynes, OF Jeff DaVanon, OF Elvin Nina, P	Keith Volkman, P Dave Hollins, INF Omar Olivares, P Randy Velarde, INF
3/30/99	Toronto		
7/29/99	Oakland		
3/23/00	St. Louis	Kent Bottenfield, P Adam Kennedy, INF	HJim Edmonds, OF
7/30/00	Philadelphia	Ron Gant, OF	Kent Bottenfield, P
8/22/00	Colorado	Scott Karl, P	CASH
12/10/00	Cincinnati	Wilmy Caceres, INF	Seth Etherton, P
3/25/01	Chicago (N.L.)	Jose Nieves, INF	Mike Fyhrle, P
3/28/01	New York (A.L.)	Glenallen Hill, OF	Darren Blakely, OF
12/17/01	Tampa Bay	Mickey Callaway, RHP	Wilmy Caceres, INF
12/27/01	New York (N.L.)	Kevin Appier, RHP	Mo Vaughn, INF
1/17/02	Toronto	Brad Fullmer, INF/DH	Brian Cooper, RHP
7/31/02	Milwaukee	Alex Ochoa, OF Sal Fasano, C	Jorge Fabregas, C HHobby Raburn, INF HPedro Liriano, RHP



CLUB HISTORY

ANGELS NOTABLE TRADES

DATE	CLUB	ACQUIRED	TRADED
7/29/03	Chicago (A.L.)	Gary Glover, RHP Tim Bittner, LHP Scott Dunn, RHP	Scott Schoeneweis, LHP Doug Nickle, RHP
11/19/04	Washington	Maicer Izturis, INF Juan Rivera, OF Dustin Moseley, RHP	Jose Guillen, OF Ramon Ortiz, RHP Will Nieves, C
12/14/04	Cincinnati	Bret Prinz, RHP	Dusty Bergman, LHP Ronnie Ray, RHP
3/29/05	New York (A.L.)	Jason Christiansen, LHP	
8/30/05	San Francisco		
12/21/05	San Francisco	Edgardo Alfonzo, INF	Steve Finley, OF
2/28/06	Arizona	Jason Bulger, RHP	Alberto Callaspo, INF
5/30/06	Cincinnati	Kyle Edens, RHP	Esteban Yan, RHP
7/5/06	St. Louis	Terry Evans, OF	Jeff Weaver, RHP
11/20/06	Florida	Chris Resop, RHP	Kevin Gregg, RHP
12/15/06	Boston	Phil Seibel, LHP	Brendan Donnelly, RHP
7/21/07	New York (A.L.)	Jeff Kennard, RHP	Jose Molina, C
11/19/07	Chicago (A.L.)	Jon Garland, RHP	Orlando Cabrera, INF
7/29/08	Atlanta	Mark Teixeira, INF	Casey Kotchman, INF Steve Marek, RHP
8/28/09	Tampa Bay	Scott Kazmir, LHP	★Sean Rodriguez, INF Alex Torres, LHP Matt Sweeney, INF
7/22/10	Kansas City	Alberto Callaspo, INF	Sean O'Sullivan, RHP Will Smith, LHP
7/25/10	Arizona	Dan Haren, RHP	Joe Saunders, RHP Rafael Rodriguez, RHP Patrick Corbin, LHP ★Tyler Skaggs, LHP
8/27/10	Minnesota	Brian Fuentes, LHP	HLoek Van Mil, RHP
10/21/11	Toronto	Vernon Wells, OF	Mike Napoli, C Juan Rivera, OF
11/30/11	Colorado	Chris Iannetta, C	Tyler Chatwood, RHP
12/3/11	Toronto	Brad Mills, LHP	Jeff Mathis, C
5/3/12	San Diego	Ernesto Frieri, RHP	Alexi Amarista, INF Donn Roach, RHP John Segura, INF
7/27/12	Milwaukee	Zack Greinke, RHP	Jhanny Hellweg, RHP Ariel Pena, RHP
12/19/12	Seattle	Jason Vargas, LHP	Kendrys Morales, INF
3/26/13	New York (A.L.)	Ericardo Cayones, OF Kramer Sneed, LHP	Vernon Wells, OF
3/27/13	Tampa Bay	Dane De La Rosa, RHP	Steven Geltz, RHP
7/29/13	Atlanta	Cory Rasmus, RHP	Scott Downs, LHP
7/30/13	Oakland	Grant Green, INF	Alberto Callaspo, INF
11/22/13	St. Louis	David Freese, INF Fernando Salas, RHP	Peter Bourjos, OF Randal Grichuk, OF
12/10/13	Arizona	Tyler Skaggs, LHP Hector Santiago, LHP	Mark Trumbo, INF/OF ★A.J. Schugel, RHP
3/21/14	Detroit	Jose Alvarez, LHP	Andrew Romine, INF
6/27/14	Pittsburgh	Jason Grilli, RHP	Ernesto Frieri, RHP
7/5/14	Arizona	Tony Campana, OF	Zach Borenstein, OF
7/19/14	San Diego	Joe Thatcher, LHP Huston Street, RHP Trevor Gott, RHP	Joey Krehbiel, RHP Taylor Lindsey, INF Elliot Morris, RHP Jose Rondon, INF
8/7/14	Cleveland	Vinnie Pestano, RHP	R.J. Alvarez, RHP
8/21/14	Chicago (A.L.)	Gordon Beckham, INF	Michael Clevinger, RHP CASH
11/5/14	Houston	Nick Tropeano, RHP Carlos Perez, C	Hank Conger, C
11/5/14	Tampa Bay	Cesar Ramos, LHP	Mark Sappington, RHP
12/9/14	Los Angeles	Drew Butera, C	Matt Long, OF
12/11/14	Colorado	Josh Rutledge, INF	Jairo Diaz, RHP
12/11/14	Los Angeles	Andrew Heaney, LHP	Howie Kendrick, INF
12/16/14	Tampa Bay	Matt Joyce, OF	Kevin Jepsen, RHP
12/19/14	Kansas City	Johnny Giavotella, INF	Brian Broderick, RHP
7/27/15	Boston	Shane Victorino, OF	Josh Rutledge, INF
7/28/15	Tampa Bay	David DeJesus, OF	Eduar Lopez, RHP
7/28/15	Cleveland	David Murphy, OF	Eric Stamets, INF
11/12/15	Atlanta	Andrelton Simmons, INF	Erick Aybar, INF Sean Newcomb, RHP Chris Ellis, RHP
12/10/15	Washington	Yunel Escobar, INF	Trevor Gott, RHP

DATE	CLUB	ACQUIRED	TRADED
11/3/16	Detroit	Cameron Maybin, OF	Victor Alcantara, RHP
12/10/16	Washington	Danny Espinosa, INF	Austin Adams, RHP Kyle McGowin, RHP Grayson Long, RHP Tony Sanchez, C
8/31/17	Detroit	Justin Upton, OF	
8/31/17	Atlanta	Brandon Phillips, INF	
11/30/17	Atlanta	Jim Johnson, RHP Wil Nieves, C	Justin Kelly, LHP
12/13/17	Detroit	International Pool Space Ian Kinsler, INF	Wilkel Hernandez, RHP Troy Montgomery, OF C.J. Cron, INF Martin Maldonado, C Ian Kinsler, INF
2/17/18	Tampa Bay	★Luis Rengifo, INF	
7/26/18	Houston	Brandon Sandoval, LHP	
7/30/18	Boston	Ty Buttrey, RHP Williams Jerez, LHP	
11/29/18	Chicago (N.L.)	Tommy La Stella, INF	★Conor Lillis-White, LHP
12/4/19	Baltimore	Dylan Bundy, RHP	Kyle Bradish, RHP Kyle Brnovich, RHP Isaac Mattson, RHP Zach Peck, RHP
12/10/19	San Francisco	★Garrett Williams, LHP	Zack Cozart, INF Will Wilson, INF Jeremy Beasley, RHP Tommy La Stella, INF Jason Castro, C Brian Goodwin, OF
1/14/20	Arizona	Matt Andriese, RHP	
8/28/20	Oakland	Franklin Barreto, INF	
8/30/20	San Diego	Gerardo Reyes, RHP	
8/31/20	Cincinnati	Packy Nughton, LHP ★Jose Salvador, LHP	
12/02/20	Baltimore	José Iglesias, INF	Garrett Stalling, RHP Jean Pinto, RHP Noé Ramirez, RHP ★Leo Rivas, INF Jahmal Jones, INF
12/07/20	Cincinnati	Raisel Iglesias, RHP CASH	
2/2/21	Baltimore	Alex Cobb, RHP CASH	
2/4/21	St. Louis	Dexter Fowler, OF CASH	
2/8/21	Tampa Bay	Aaron Slegers, RHP	
5/18/21	Tampa Bay	Hunter Strickland, RHP	CASH or PTBNL
6/12/21	Milwaukee	CASH	Hunter Strickland, RHP
7/30/21	San Francisco	Sam Selman, LHP Ivan Armstrng, RHP Jose Marte, RHP Janson Junk, RHP	Tony Watson, LHP
	New York (A.L.)	Elvis Peguero, RHP	Andrew Heaney, LHP
11/22/21	New York (A.L.)	Tyler Wade	PTBNL
8/2/22	Philadelphia	Logan O'Hoppe, C Mickey Moniak, OF Jadriel Sanchez, OF Tucker Davidson, LHP Jessie Chavez, RHP	Brandon Marsh, OF Noah Syndergaard, RHP
8/2/22	Atlanta		Raisel Iglesias, RHP
11/18/22	Minnesota	Gio Urshela, INF	Alejandro Hidalgo, RHP
11/22/22	Milwaukee	Hunter Renfro, OF	Jason Junk, RHP Elvis Peguero, RHP Adam Seminars, LHP

#Compensation for player who retired

★Designates player to be named later



CLUB HISTORY

NOTABLE FREE AGENT SIGNINGS

DATE	PLAYER/POSITION	PREVIOUS CLUB	DATE	PLAYER/POSITION	PREVIOUS CLUB
11/16/76	Don Baylor, DH/OF	Oakland	12/2/05	Hector Carrasco, RHP	Washington
11/17/76	Joe Rudi, INF	Oakland	2/23/06	Jeff Weaver, RHP	Los Angeles (N.L.)
11/24/76	Bobby Grich, INF	Baltimore	11/19/06	Justin Speier, RHP	Toronto
11/21/77	Lyman Bostock, OF	Minnesota	11/22/06	Gary Matthews Jr., OF	Texas
12/3/78	Jim Barr, RHP	San Francisco	12/11/06	Darren Oliver, LHP	New York (N.L.)
11/16/79	Bruce Kison, RHP	Pittsburgh	1/8/07	Shea Hillenbrand, INF	San Francisco
12/5/79	Freddie Patek, INF	Kansas City	11/22/07	Toril Hunter, OF	Minnesota
12/2/80	Geoff Zahn, LHP	Minnesota	12/31/08	Brian Fuentes, LHP	Colorado
12/29/80	Juan Beniquez, OF	Seattle	2/12/09	Bobby Abreu, OF	New York (A.L.)
1/16/81	Bill Travers, LHP	Milwaukee	12/14/09	Hideki Matsui, OF	New York (A.L.)
1/22/82	Reggie Jackson, OF	New York (A.L.)	12/23/09	Fernando Rodney, RHP	Detroit
1/21/83	Ellis Valentine, OF	New York (N.L.)	1/20/10	Joel Pineiro, RHP	St. Louis
1/10/85	Rob Wilfong, INF	Minnesota	12/2/10	Hisanori Takahashi, LHP	New York (N.L.)
1/30/85	Ruppert Jones, OF	Detroit	12/10/10	Scott Downs, LHP	Toronto
12/1/87	Chili Davis, OF	San Francisco	12/7/11	LaTroy Hawkins, RHP	Milwaukee
1/17/89	Claudell Washington, OF	New York (A.L.)	12/10/11	Albert Pujols, INF	St. Louis
12/1/89	Mark Langston, LHP	Montreal	12/10/11	C.J. Wilson, LHP	Texas
2/21/90	Greg Minton, RHP	San Francisco	11/28/12	Ryan Madson, RHP	Cincinnati
1/23/91	Gary Gaetti, INF	Minnesota	12/12/12	Joe Blanton, RHP	Los Angeles (N.L.)
5/20/91	Fernando Valenzuela, LHP	Los Angeles (N.L.)	12/12/12	Sean Burnett, LHP	Washington
2/14/92	Alvin Davis, INF	Seattle	12/15/12	Josh Hamilton, OF	Texas
12/11/92	Chili Davis, OF	Minnesota	11/29/13	Joe Smith, RHP	Cleveland
2/11/93	Scott Sanderson, RHP	New York (A.L.)	12/27/13	Raul Ibanez, OF	Seattle
1/31/94	Bo Jackson, OF	Chicago (A.L.)	1/16/14	John McDonald, INF	Boston
2/1/94	Dwight Smith, OF	Chicago (N.L.)	11/9/16	Andrew Bailey, RHP	Los Angeles (A.L.)
12/14/94	Lee Smith, RHP	Baltimore	11/11/16	Jesse Chavez, RHP	Los Angeles (N.L.)
11/21/95	Randy Velarde, INF	New York (A.L.)	12/23/16	Ben Revere, OF	Washington
11/20/96	Dave Hollins, INF	Seattle	12/9/17	Shohei Ohtani, RHP/DH	Nippon-Ham (Japan)
12/18/96	Eddie Murray, INF	Baltimore	12/15/17	Zack Cozart, INF	Cincinnati
12/11/97	Omar Olivares, RHP	Seattle	12/20/18	Trevor Cahill, RHP	Oakland
12/19/97	Cecil Fielder, INF	New York (A.L.)	12/21/18	Matt Harvey, RHP	Cincinnati
2/27/98	Jack McDowell, RHP	Cleveland	1/20/19	Cody Allen, RHP	Cleveland
12/11/98	Mo Vaughn, INF	Boston	12/13/19	Anthony Rendon, INF	Washington
12/23/98	Tim Belcher, RHP	Kansas City	12/21/19	Julio Teheran, RHP	Atlanta
1/11/00	Scott Spiezo, INF	Oakland	1/7/20	Jason Castro, C	Minnesota
1/26/00	Kent Mercker, LHP	Baltimore	12/15/20	Alex Claudio, LHP	Milwaukee
1/11/00	Pat Rapp, RHP	Baltimore	1/15/21	Kurt Suzuki, C	Washington
1/4/01	Ismael Valdez, RHP	Los Angeles (N.L.)	1/22/21	José Quintana, LHP	Chicago (N.L.)
1/25/01	Wally Joyner, INF	Atlanta	7/14/21	Adam Eaton, OF	Chicago (A.L.)
12/19/01	Dennis Cook, LHP	Philadelphia	11/16/21	Noah Syndergaard, RHP	New York (N.L.)
1/4/02	Aaron Sele, RHP	Seattle	11/22/21	Aaron Loup, LHP	New York (N.L.)
12/30/02	Eric Owens, OF	Florida	11/30/21	Michael Lorenzen, RHP	Cincinnati
11/24/03	Kelvim Escobar, RHP	Toronto	12/1/21	Raisel Iglesias, RHP	Los Angeles (A.L.)
12/10/03	Bartolo Colon, RHP	Chicago (A.L.)	3/16/22	Matt Duffy, INF	Chicago (N.L.)
12/20/03	Jose Guillen, OF	Oakland	3/18/22	Archie Bradley, RHP	Philadelphia
1/14/04	Vladimir Guerrero, OF	Montreal	3/19/22	Ryan Tepera, RHP	Chicago (A.L.)
12/11/04	Steve Finley, OF	Los Angeles (N.L.)	11/16/22	Tyler Anderson LHP	Los Angeles (N.L.)
12/14/04	Paul Byrd, RHP	Atlanta	12/5/22	Carlos Estévez, RHP	Colorado
1/12/05	Orlando Cabrera, INF	Boston	12/22/22	Brandon Drury, INF	San Diego

STADIUM POLICIES

Inside Angel Stadium:

- Guests are prohibited from bringing any alcoholic beverages into the ballpark.
- Guests are prohibited from carrying cans, bottles, thermoses, ice chests, glass containers, or any other container or object that is deemed to be unsafe, hazardous, or posing a threat of injury to guests, participants, officials, or individuals employed at the ballpark.
- Guests are prohibited from bringing bulk quantities of food into the ballpark, as determined by Angel staff in its sole discretion.
- Guests are prohibited from preparing food or beverages of any kind where such preparation necessitates the use of an object or practice deemed to be unsafe, hazardous, or posing a threat of injury to guests, participants, officials, or individuals employed at the ballpark.

Outside Angel Stadium:

- Guests are prohibited from selling food or beverages of any kind.
- Guests are prohibited from preparing food or beverages of any kind where such preparation necessitates the use of an object or practice deemed to be unsafe, hazardous, or posing a threat of injury to guests, participants, officials, or individuals employed at the ballpark.
- On-site catering is prohibited.
- Consumption of alcohol is strictly prohibited.



CLUB HISTORY

ANGELS FIRST ROUND DRAFT SELECTIONS

YEAR	PLAYER	POSITION	MONTH	SIGNED
1965	★ Jim Spencer	First Base	June	Yes
1966	Ronald Cherry	Catcher	January	No
1966	James Vopicka	Shortstop	January (SP)	Yes
1966	James Deneff	Shortstop	June	Yes
1966	★ Andy Messersmith	Pitcher	June (SP)	Yes
1967	David McCormick	Pitcher	January	Yes
1967	★ Tom Murphy	Pitcher	January (SP)	Yes
1967	William Nunn	Catcher	June	Yes
1967	★ Greg Washburn	Pitcher	June (SP)	Yes
1968	Robert Johnson	Pitcher	January	No
1968	Dayle Campbell	First Base	January (SP)	Yes
1968	Lloyd Allen	Pitcher	June	Yes
1968	Larry Hanson	Shortstop	June (SP)	Yes
1969	Randall Bayer	First Base	January	No
1969	Sherwood Hahn	Pitcher	January (SP)	No
1969	★ Alan Bannister	Shortstop	June	No
1969	Robert Beach	Pitcher	June (SP)	No
1970	Paul Sands	Pitcher	January	No
1970	★ John Doherty	Outfielder	January	Yes
1970	★ Paul Dade	Third Base/OF	June	Yes
1970	Richard Soriano	Outfielder	June (SP)	No
1971	Earl Austin	Third Base	January	Yes
1971	★ Robert Allietta	Catcher	January (SP)	Yes
1971	★ Frank Tanana	Pitcher	June	Yes
1971	John Donovan	Pitcher	June (SPD)	Yes
1971	James Officer	Pitcher	June (SPA)	Yes
1972	★ Thomas Donohue	Catcher	January	Yes
1972	★ Craig Caskey	Pitcher	January (SP)	No
1972	★ Dave Chalk	Third Base	June	Yes
1972	★ Dave Collins	First Base/OF	June (SP)	Yes
1973	Randy Smith	Pitcher	January	Yes
1973	Jeff Feramisco	INF/OF	January (SP)	No
1973	Billy Taylor	Outfielder	June	Yes
1973	David Bedrosian	Second Base	June (SP)	No
1974	Lawrence Howser	Shortstop	January	No
1974	David Bedrosian	Second Base	January (SP)	No
1974	★ Mike Miley	Shortstop	June	Yes
1974	★ John Caneira	Pitcher	June (SP)	Yes
1975	★ Willie Aikens	First Base	January	Yes
1975	★ Gil Kubski	Third Base	January (SP)	Yes
1975	★ Danny Goodwin	Catcher	June	Yes
1975	★ Garry Hancock	Outfielder	June (SP)	No
1976	Stephen Tebbetts	Outfielder	January	Yes
1976	Greg Johnson	Pitcher	January (SP)	Yes
1976	★ Ken Landreaux	Outfielder	June	Yes
1976	John Racanelli	Pitcher	June (SP)	Yes
1977	★ Alan Wiggins	Infielder	January	Yes
1977	Robert Healy	Pitcher	January (SP)	Yes
1977	★ Richard Dotson	Pitcher	June	Yes
1977	★ Mike Walters	Pitcher	June (SP)	Yes
1978	Rick Evans	Pitcher	January	No
1978	James Glenn	Outfielder	January (SP)	No
1978	★ Tom Brunansky	Outfielder	June	Yes
1978	Paul Homrig	First Base	June (SP)	No
1979	Dennis Ivy	OF/First Base	January	No
1979	★ Otis Nixon	Third Base	January (SP)	No
1979	Mark Pedersen	Pitcher	June (SP)	Yes
1980	Christopher Ray	Pitcher	January	Yes
1980	Thomas McLaughlin	Pitcher	January (SP)	No
1980	★ Dennis Rasmussen	Pitcher	June	Yes
1980	★ Bill Mooneyham	Pitcher	June (SP)	Yes
1981	Kevin Price	Pitcher	January	Yes
1981	★ Ron Romanick	Pitcher	January (SP)	Yes
1981	★ Dick Schofield	Shortstop	June	Yes
1981	Reggie Montgomery	Outfielder	June (SP)	Yes
1982	Jay Lewis	Pitcher	January	Yes
1982	Kendall Walling	Shortstop	January (SP)	No
1982	★ Bob Kipper	Pitcher	June	Yes
1982	Mark Bauer	Pitcher	June (SP)	No
1983	Steve Lee	Outfielder	January	Yes
1983	★ Brad Arnsberg	Pitcher	January (SP)	No
1983	Mark Doran	Outfielder	June	Yes
1983	Byron Kemmerling	Pitcher	June (SP)	Yes
1984	David Martinez	Pitcher	January	Yes
1984	Robert Auth	Pitcher	January (SP)	No
1984	★ Erik Pappas	Catcher	June	Yes
1984	Erik Tutt	Outfielder	June (SP)	No



CLUB HISTORY

ANGELS FIRST ROUND DRAFT SELECTIONS

YEAR	PLAYER	POSITION	MONTH	SIGNED
1985	John Wilder	Pitcher	Jan.	No
1985	★ Chuck Finley	Pitcher	Jan. (SP)	Yes
1985	★ Willie Fraser	Pitcher	June	Yes
1985#	★ Mike Cook	Pitcher	June	Yes
1985	Gary Nalls	Shortstop	June (SP)	Yes
1986	Brandy Vann	Pitcher	Jan.	Yes
1986	Jeffrey Marr	Pitcher	Jan. (SP)	No
1986	★ Roberto Hernandez	Pitcher	June	Yes
1986	★ Mike Fetters	Pitcher	June	Yes
1986	★ Lee Stevens	First Base	June	Yes
1986	Daryl Green	Pitcher	June	Yes
1987	★ John Orton	Catcher	June	Yes
1987#	★ David Holdridge	Pitcher	June	Yes
1988	★ Jim Abbott	Pitcher	June	Yes
1989	★ Kyle Abbott	Pitcher	June	Yes
1990	★ Phillip Leftwich	Pitcher	June	Yes
1991	★ Eduardo Perez	Outfielder	June	Yes
1991#	★ Jorge Fabregas	Catcher	June	Yes
1992	Pete Janicki	Pitcher	June	Yes
1992#	★ Jeff Schmidt	Pitcher	June	Yes
1993	★ Brian Anderson	Pitcher	June	Yes
1994	★ McKay Christensen	Outfielder	June	Yes
1995	★ Darin Erstad	Outfielder	June	Yes
1996	Chuck Abbott	Infielder	June	Yes
1997	★ Troy Glaus	Infielder	June	Yes
1998	★ Seth Etherton	Pitcher	June	Yes
1999	★ John Lackey	Pitcher	June	Yes
2000	Joe Torres	Pitcher	June	Yes
2000#	★ Chris Bootcheck	Pitcher	June	Yes
2001	★ Casey Kotchman	Infielder	June	Yes
2002	★ Joe Saunders	Pitcher	June	Yes
2003	★ Brandon Wood	Infielder	June	Yes
2004	★ Jered Weaver	Pitcher	June	Yes
2005	★ Trevor Bell	Pitcher	June	Yes
2006	★ Hank Conger	Catcher	June	Yes
2007	Jonathan Bachanov	Pitcher	June	Yes
2008	★ Tyler Chatwood	Pitcher	June	Yes
2009	★ Randal Grichuk	Outfielder	June	Yes
2009	★ Michael Trout	Outfielder	June	Yes
2009#	★ Tyler Skaggs	Pitcher	June	Yes
2009#	★ Garrett Richards	Pitcher	June	Yes
2009#	Tyler Kehrer	Pitcher	June	Yes
2010#	★ Kaleb Cowart	Infielder	June	Yes
2010#	★ Cam Bedrosian	Pitcher	June	Yes
2010	Chevy Clarke	Outfielder	June	Yes
2010#	Taylor Lindsey	Infielder	June	Yes
2010#	Ryan Bolden	Outfielder	June	Yes
2011	★ C.J. Cron	Infielder	June	Yes
2012	★ R.J. (Roy) Alvarez	Pitcher	June	Yes
2013	Hunter Green	Pitcher	June	Yes
2014	★ Sean Newcomb	Pitcher	June	Yes
2015	★ Taylor Ward	Catcher	June	Yes
2016	★ Matt Thaiss	Infielder	June	Yes
2017	★ Jo Adell	Outfielder	June	Yes
2018	Jordyn Adams	Outfielder	June	Yes
2019	Will Wilson	Infielder	June	Yes
2020	★ Reid Detmers	Pitcher	June	Yes
2021	Sam Bachman	Pitcher	July	Yes
2022	Zach Neto	Infielder	July	Yes

SP - Secondary Phase
 SPA - Secondary Phase Active
 SPD - Secondary Phase Delayed

- Compensation Selection
 ★ - Played in Major Leagues



Angels 2020 first round draft selection Reid Detmers made his Major League debut in 2021



CLUB HISTORY

THE LAST TIME...

PITCHING/FIELDING

NO-HITTER by ANGELS – Reid Detmers, May 10, 2022 vs. Tampa Bay (12-0 score, 12th no-hitter in Angels' history)

NO-HITTER vs. ANGELS – Eric Milton, Sept. 11, 1999 at Minnesota (7-0 score)

ONE-HITTER by ANGELS – Shohei Ohtani (6.0 IP), Ryan Tepera (2.0 IP), Rasiel Iglesias (1.0 IP); April 20, 2022 vs. Houston (6-0 W)

ONE-HITTER vs. ANGELS – Mike Leake (9.0 IP); July 19, 2019 at Seattle (10-0-10 L)

10-OR-MORE STRIKEOUT GAME by ANGELS STARTER – Shohei Ohtani (10), Sept. 29, 2022 vs. Oakland (12th 10+ strikeout game by an Angels starter in 2022; 10th by Shohei Ohtani, one each by Reid Detmers and Patrick Sandoval)

10-OR-MORE STRIKEOUT GAME by OPPONENT STARTER – Logan Gilbert (11); Sept. 19, 2022 vs. Seattle (14th 10+ strikeout game by an opponent starter in 2022)

CONSECUTIVE 10-or-MORE STRIKEOUT GAMES – Shohei Ohtani, June 22 - July 28, 2022 (six consecutive games)

SHUTOUT by ANGELS – José Suarez (7.0 IP - W), Andrew Wantz (1.0 IP), Zack Weiss (1.0 IP); Sept. 5, 2022 vs. Detroit (17th Angels shutout in 2022)

SHUTOUT vs. ANGELS – Eduardo Rodriguez (5 IP), Will Vest (1 IP), Jason Foley (1 IP), Andrew Chafin (1 IP), Gregory Soto (1 IP); Aug. 21, 2022 at Detroit (12th time being shutout in 2022)

COMPLETE GAME by ANGELS – Patrick Sandoval (9.0 IP - W); Aug. 19, 2022 at Detroit (second complete game by an Angels starter in 2022)

COMPLETE GAME vs. ANGELS – Michael Wacha (9.0 IP - W); June 6, 2022 vs. Boston (only complete game by an opposing starter in 2022)

CONSECUTIVE SHUTOUTS by ANGELS – Reid Detmers (5.1 IP), Andrew Wantz (0.2 IP), Jose Marte (1.0 IP), Gerardo Reyes (1.0 IP), Jesse Chavez (1.0 IP); Aug. 26, 2022 at Toronto & Shohei Ohtani (7.0 IP) & Jimmy Herge (2.0 IP); Aug. 27, 2022 at Toronto

CONSECUTIVE SHUTOUTS vs. ANGELS – Dylan Cease (7.0 IP), Kendall Graveman (1.0 IP), Liam Hendrikes (1.0 IP); May 2, 2022 at Chicago (A.L.) & Michael Wacha (7.0 IP), Jake Diekman (1.1 IP), Ryan Brasier (1.0 IP), Hirokazu Sawamura (1.0 IP); May 3, 2022 at Boston

CONSECUTIVE SHUTOUTS, INDIVIDUAL, by ANGELS – John Lackey, July 7, 2006 at Oakland (3-0 score) & July 14, 2006 vs. Tampa Bay (3-0 score)

CONSECUTIVE COMPLETE GAMES by ANGELS – Jerome Williams (9 IP), 4-0 score, May 1, 2012 vs. Minnesota; Jered Weaver (9 IP), 9-0 score, May 2, 2012 vs. Minnesota

CONSECUTIVE COMPLETE GAMES vs. ANGELS – Brandon Morrow (9 IP), 5-0 score, May 3, 2012 vs. Toronto; Henderson Alvarez (9 IP), 4-0 score, May 4, 2012 vs. Toronto

CONSECUTIVE COMPLETE GAME VICTORIES by ANGELS – Jerome Williams (9 IP), 4-0 score, May 1, 2012 vs. Minnesota; Jered Weaver (9 IP), 9-0 score, May 2, 2012 vs. Minnesota

CONSECUTIVE COMPLETE GAME DEFEATS vs. ANGELS – Brandon Morrow (9 IP), 5-0 loss, May 3, 2012 vs. Toronto; Henderson Alvarez (9 IP), 4-0 loss, May 4, 2012 vs. Toronto

1-0 GAME, VICTORY – Patrick Sandoval (9 IP); August 19, 2022 at Detroit

1-0 GAME, DEFEAT – Dean Kremer (5 IP), Bruce Zimmermann (1 IP), Joey Krehbiel (0.2 IP), Félix Bautista (1.1 IP) & Jorge López (1 IP); July 9, 2022 at Baltimore

LAST ANGELS POSITION PLAYER TO PITCH – Phil Gosselin, Aug. 23, 2022 at Tampa Bay (1.0 IP)

TRIPLE PLAY by ANGELS – July 5, 1997 vs. Seattle

TRIPLE PLAY vs. ANGELS – Sept. 20, 2022 at Texas

BATING

INSIDE-THE-PARK HOME RUN by ANGELS – Tommy La Stella; June 25, 2019 vs. Cincinnati (1st inning off Tyler Mahle)

INSIDE-THE-PARK HOME RUN vs. ANGELS – Edwin Encarnación; Apr. 2, 2018 vs. Cleveland (2nd inning off JC Ramirez)

PINCH-HIT HOME RUN by ANGELS – Jared Walsh, June 18, 2022 (Game 2) at Seattle (7th inning off Sergio Romo)

PINCH-HIT HOME RUN vs. ANGELS – Jason Castro, Sept. 23, 2021 vs Houston (9th Inning off Raisel Iglesias)

GRAND SLAM by ANGELS – Taylor Ward, May 14, 2022 at Oakland (Game 2) (2nd Inning off Adam Oller)

GRAND SLAM vs. ANGELS – Carlos Santana — Sept. 19, 2022 vs. Seattle (5th inning off Jose Suarez)

WALK-OFF HR by ANGELS – Taylor Ward, August 13, 2022 vs. Minnesota (11th inning, two-run HR off Emilio Pagan)

WALK-OFF HR vs. ANGELS – Jeremy Peña — July 3, 2022 at Houston (9th inning off Ryan Tepera)

PINCH-HIT GRAND SLAM by ANGELS – Alberto Callaspo, May 26, 2012 at Seattle (6th inning off Felix Hernandez)

PINCH-HIT GRAND SLAM vs. ANGELS – Ben Broussard, Apr. 21, 2007 vs. Seattle (8th inning off Scot Shields)

TWO-HOME RUN GAME by ANGELS – Taylor Ward, Sept. 23, 2022 at Minnesota (17th Angels two-HR game of 2022)

TWO-HOME RUN GAME vs. ANGELS – Carlos Santana, Sept. 19, 2022 vs. Seattle (13th two-HR game vs. Angels in 2022)

MULTIPLE ANGELS W/TWO-HR-OR-MORE IN ONE GAME – Mike Trout (2) & Luis Valbuena (2), Aug. 19, 2017 at Baltimore

THREE-HOME RUN GAME by ANGELS – Torii Hunter, June 13, 2009 vs. San Diego (previous: Garret Anderson, June 4, 2003 at Montreal in Puerto Rico)

THREE-HOME RUN GAME vs. ANGELS – George Springer, Sept. 22, 2019 at Houston (previous: Mookie Betts, Apr. 17, 2018 vs. Boston)

BACK-TO-BACK HOME RUNS by ANGELS – Mike Ford & Jo Adell, September 6, 2022 vs. Detroit (2nd inning)

BACK-TO-BACK HOME RUNS vs. ANGELS – Kerry Carpenter & Ryan Kreidler, Sept. 7, 2022 vs. Detroit (9th inning)

BACK-TO-BACK-TO-BACK HOME RUNS by ANGELS – Tommy La Stella, Mike Trout & Shohei Ohtani, June 8, 2019 vs. Seattle (4th inning)

BACK-TO-BACK-TO-BACK HOME RUNS vs. ANGELS – Adrián Beltré, Mike Napoli & Nelson Cruz, Sept. 27, 2011 vs. Texas (5th inning)

THREE HOME RUNS, ONE INNING, by ANGELS – Andrew Velazquez, Mike Trout & Shohei Ohtani, June 28, 2022 vs. Chicago (A.L.) (3rd inning)

THREE HOME RUNS, ONE INNING, vs. ANGELS – Jose Altuve, Alex Bregman & Carlos Correa, Sept. 20, 2019 (1st inning)

FIVE-HIT GAME by ANGELS – Mike Trout (5-for-5), Sept. 8, 2018 at Chicago (A.L.)

FIVE-HIT GAME vs. ANGELS – Eric Haase, Sept. 7, 2022 vs. Detroit (5-for-5)

FIVE-RBI GAME or more by ANGELS – Shohei Ohtani (8 RBI), June 21, 2022 vs. Kansas City

FIVE-RBI GAME or more vs. ANGELS – Carlos Santana, Sept. 19, 2022 vs. Seattle

THREE STEALS, INDIVIDUAL, by ANGELS – Cameron Maybin (4 SB), June 9, 2017 at Houston

THREE STEALS, INDIVIDUAL, vs. ANGELS – Starling Marte (3 SBs), August 1, 2021 vs Oakland

BATTING FOR THE CYCLE by ANGELS – Jared Walsh, June 11, 2022 vs. New York (N.L.) (8th Angel player/9th time in club history)

BATTING FOR THE CYCLE vs. ANGELS – Carlos Gomez, Apr. 29, 2017 at Texas


STRAIGHT STEAL OF HOME by ANGELS – Collin Cowgill, Sept. 21, 2013 vs. Seattle

STRAIGHT STEAL OF HOME vs. ANGELS – B.J. Upton, Sept. 17, 2007 vs. Tampa Bay

TWO HITS SAME INNING, INDIVIDUAL, by ANGELS – Phil Gosselin, September 25, 2021 vs. Seattle (3rd inning)

TWO HITS SAME INNING, INDIVIDUAL, vs. ANGELS – Christian Bethancourt, Aug. 23, 2022 at Tampa Bay (7th inning)

WALK-OFF WIN, by ANGELS – Magneuris Sierra, single; Sept. 6, 2022 vs. Detroit (10th inning)



The 2023 season marks the 58th season for the Angels playing home games at Angel Stadium. After spending their first five years of existence playing at Wrigley Field (1961) and Chavez Ravine (1962-65), the Halos landed in their new home in Orange County in 1966. Since opening the doors for its first exhibition game Apr. 9, 1966, Angel Stadium has played host to some of the Club's memorable events including seven A.L. West Division clinching games (1979, 1982, 1986, 2007, 2008, 2009 and 2014), three All-Star Games (1967, 1989 and 2010) and the 2002 World Series, including the Angels Game 7 victory over the San Francisco Giants to clinch the franchise's first championship. Angel Stadium has also seen several individual Halos leave their indelible marks on the game of baseball. Whether it be the seven Angels no-hitters, Rod Carew's 3,000th hit, Reggie Jackson's 500th home run, Don Sutton's 300th win or Albert Pujols' 600th home run, Angel Stadium has housed some of Major League Baseball's most prestigious accomplishments.

Presently, Angel Stadium sits as baseball's fourth-oldest ballpark, trailing only Boston's Fenway Park, Chicago's Wrigley Field and Los Angeles' Dodger Stadium. Affectionately known as "The Big A", Angel Stadium has seen over 125 million fans pass through its gates since 1966, including a stretch of 17 consecutive full seasons drawing over three million fans, a streak only the Angels and Yankees achieved from 2003-19.

STADIUM QUICK FACTS

Location Site: 2000 Gene Autry Way, Anaheim, CA
(off State College Blvd., between Orangewood Blvd. & Katella Ave., west of 57 freeway)

Design: Three-level structure

Seating Capacity: 45,517

Parking Capacity: Approximately 15,000 automobiles

Stadium Area: 140 acres

Foul Lines: 330 feet

Left Field: 347 feet

Left Field Power Alley: 389 feet

Center Field: 396 feet

Right Field Power Alley: 365 feet*

Right Field: 348 feet*

Outfield Fence Height: 8 feet

*Right Field and Right Field Power Alley fence raised from 8' to 18' in 1998 and lowered back to 8' in 2018

Construction: Started Aug. 31, 1964. Completed Apr. 8, 1966

Renovations: Started Oct. 1, 1996. Completed Mar. 27, 1998

First Game: California Angels vs. San Francisco Giants, April 9, 1966

First Regular Season Game: California Angels vs. Chicago White Sox, Apr. 19, 1966

Total Regular Season Games Played (entering 2019): 4,241

Total Postseason Season Games Played (entering 2019): 34

First Regular Season NFL Game: Los Angeles Rams vs. Detroit Lions, Sept. 7, 1980

Last Regular Season NFL Game: Los Angeles Rams vs. Washington Redskins, Dec. 24, 1994

CLUB HISTORY

ANGEL STADIUM




After an Aug. 31, 1964 groundbreaking ceremony, Anaheim Stadium, as it was originally known, was completed in 1966 at a cost of \$24 million. The facility's centerpiece was a giant A-frame scoreboard standing 230 feet high and was the source of the stadium's nickname.

With a seating capacity of 43,250, Anaheim Stadium was built with "Convenience, Comfort and Courtesy" in mind. Narrow foul territory areas and quickly rising decks gave fans an up-close view of the action. Gradually-inclined ramps, escalators, wide aisles and helpful ushers as well as three surrounding freeways, 26 entrance lanes and 28 exit lanes added to the Big A's accessibility.

Anaheim Stadium underwent construction to enclose the stadium in 1979 for additional seating to accommodate the Rams' football games. Seating capacity was increased to 64,593 for baseball and more than 70,000 for football. A total of 108 executive style boxes were added to surround the rear of the Club Level. In addition to the Stadium Club, there were two other private dining areas designed for groups — the Stadium Pavilion and the Football Press Box.

- Apr. 10, 1964** — Anaheim City Council accepts letter of intent in special joint session of Council of Orange County Board of Supervisors, but Supervisors decline to join Anaheim in financing and constructing stadium. City Council unanimously votes to "Go it Alone." Contractor Del Webb pledges to complete stadium before April 1966 and proceeds with plans, at his own risk, pending final decision of Council. Council authorizes City Manager and City Attorney to draw up lease agreement with Angels and contract for construction of stadium.
- Aug. 8, 1964** — Anaheim and Angels sign 35-year lease for stadium.
- Aug. 25, 1964** — Purchase of 150 acres completed. By resolution, City Council officially names stadium "Anaheim Stadium."
- Aug. 26, 1964** — Anaheim and Del Webb Construction sign contract for construction of stadium to seat about 50,000 at maximum cost of \$16 million.
- Aug. 31, 1964** — Groundbreaking for construction of stadium. Angels owner Gene Autry, Del Webb and Anaheim Mayor Odra Chandler shoveled soil in a clearing surrounded by orange groves and corn fields.
- Aug. 26, 1965** — Structural steel construction of stadium completed.
- Sept. 2, 1965** — Decision made to open with 43,204 seating capacity.
- Oct. 1, 1965** — Stadium grass planted.
- Oct. 15, 1965** — Last concrete poured.
- Nov. 15, 1965** — Installation of seats begins.
- Nov. 23, 1965** — Compaction and grading of parking lot begins.
- Dec. 8, 1965** — Model of scoreboard is unveiled; Standard Oil Company to finance \$1 million, 230-foot, A-frame scoreboard structure in left field.
- Dec. 29, 1965** — Placement of light towers; work on scoreboard begins.
- Apr. 9, 1966** — Anaheim Stadium opens in Angels exhibition vs. San Francisco Giants.



At that time, the Big A board was preserved and moved to the edge of the parking lot adjacent to the Orange Freeway behind the right field area.

When the Rams left for St. Louis, Anaheim Stadium's primary tenant remained the Angels, who originally signed a 35-year contract (through 2001). Renovations began Oct. 1, 1996, to revert the 30-year old structure back to a baseball only facility and the ballpark was renamed Edison International Field. The total cost for the stadium renovation was estimated at \$100 million and the project was completed in time for the Angels' Opening Day, Apr. 1, 1998. New enhancements were added all around the ballpark but perhaps the most noticeable is the center field waterfalls and rock formation that come together to form an "A". Settled inside the waterfall's rapids are water geysers that originally shot water into the air whenever an Angels player hit a home run.

Other features of the renovations included terraced bullpens in the outfield, widened concourses, new restroom and concession areas, family-oriented seating sections, state-of-the-art club-level and dugout-level suites, a youth-oriented interactive game area and landscaped courtyards (with statues in remembrance of Gene Autry and Michelle Carew).

In addition, Angel Stadium includes two full-service restaurants: Brewery X (a sports bar located at the club level down the right field line) and the Lexus Diamond Club (an upscale restaurant with outdoor seating on the field level behind home plate). In 2014, the newest luxury seating area was added to the ballpark with the opening of HALO, now known as the Don Julio Club.

During the 2016 and 2017 offseasons, Angel Stadium underwent several major upgrades. The first round of improvements began immediately following the 2016 season when a new state-of-the-art LED stadium light system was installed. The following offseason, Angel Stadium received one of its largest technological enhancements to date. In Oct., 2017, the Angels partnered with Daktronics to bring 14 LED displays, including two new video boards in both left and right field to Angel Stadium. At the time it was installed, the right field display was the third largest in Major League Baseball at 9,500 square feet and features 7.7 million LEDs. Eight ribbon displays totaling 1,168 feet in length were also installed along the seating fascia to provide additional statistics and graphics. The largest of these included the entire fascia length along the first and third baselines. Finally, a new out-of-town scoreboard replaced the existing board on the right field wall. All total, the Club added more than 23,000 square feet of new LED displays to their home venue.

Also installed prior to the 2018 season was a new state-of-the-art sound system. The main seating bowl now has 300 speakers plus more than 50 subwoofers and is powered by 200,000 watts.

With the enhancements made throughout the course of the past several years, Angel Stadium proudly maintains the title of the fourth-oldest ballpark in the Majors while offering its guests access to some of the latest technological amenities. As a result, Angel Stadium continues to be one of Southern California's most unique sports venues.



CLUB HISTORY

THE BIG A


Nestled in the corner of the Angel Stadium parking lot is one of the ballpark's most recognizable features, "The Big A" message board. With the completion of Anaheim Stadium in 1966, the facility's centerpiece was a giant A-frame scoreboard standing 230 feet high. At the time, it was the largest scoreboard ever constructed and became the source of the stadium's nickname. The Big A's original home was just beyond the left field wall where it served as the facility's main scoreboard for over a decade. When the stadium underwent construction to accommodate the Los Angeles Rams in 1979, The Big A was preserved and moved to its current location in the southeastern corner of the parking lot, adjacent to the 57 freeway. Contractors used a 125-ton crane and two large dollies to move the structure over 1,200 feet across the stadium lots.

The Angels have long utilized The Big A to celebrate each of the club's victories. After every Angel win, both home and road, the 70-foot wide halo atop the Big A is illuminated for fans both inside the ballpark and out to see. It is customary for the halo to remain lit until dawn of the day following a victory.

The Angels are one of the few sports franchises whose post-victory tradition signals a win to all within sight of their facility.

Since its construction in 1966, The Big A has undergone several modifications and facelifts. The scoreboard's original color palette was all white with a gold halo before becoming green, gold and beige when the stadium was renamed Edison Field. In February, 2002, with the club switching their uniform scheme back to red as the primary color, the Big A was painted red and beige. The landmark then underwent additional changes after the 2009 season when the structure was painted all red. A new full-color display was added to the front facade, replacing the former dot-matrix board and a new halo was placed at the top. A third extensive renovation took place prior to the 2018 season as part of Angel Stadium's overall enhancements. The Big A received a new LED marquee, illuminated Angel Stadium sign and a new modernized LED Halo adorned the top of the famed structure.

As it currently sits, the Club has the ability to display full pictures, texts and graphics as well as turn the halo nearly any color it desires. The most commonly displayed colors on the structure's crown are red, white, blue, green and orange.



BIG A QUICK FACTS

Height.....	230 feet
Width at base (overall).....	103 feet, 6 inches
Base of each leg.....	25 feet x 3 feet
Halo diameter.....	70 feet
Halo height.....	3 feet, 2 inches
Halo elevation.....	202 feet
Number of pixels on current Halo.....	53,600
Message board face.....	40.7 feet x 34.1 feet
Original message board elevation from the top.....	82 feet, 9 inches
Number of lights on the original A-frame.....	128 lamps per leg
Number of lights on the original Halo.....	140 lamps



Regular Season Game:	Apr. 19, 1966 (Chicago White Sox 1, Angels 3)
Pitcher:	Marcelino Lopez, Angels vs. White Sox, Apr. 19, 1966
Batter:	Tommie Agee, White Sox at Angels, Apr. 19, 1966 (ground out to SS)
Angels Batter:	Jose Cardenal, Apr. 19, 1966 (pop out to 2B)
Winning Pitcher:	Tommy John (7 IP, 3 H, 1 R, 1 ER, 3 BB, 4 SO), White Sox, Apr. 19, 1966
Losing Pitcher:	Marcelino Lopez (7.2 IP, 5 H, 3 R, 2 ER, 1 BB, 8 SO), Angels, Apr. 19, 1966
Time of Game:	2 hours, 38 minutes
Attendance:	31,660
Angels Win:	Apr. 20, 1966 (Chicago White Sox 3, Angels 4)
Hit:	Jim Fregosi, Apr. 19, 1966 (double in the 1st inning)
Angels Run:	Rick Reichardt, Angels, Apr. 19, 1966 vs. White Sox
Double:	Jim Fregosi, Angels, Apr. 19, 1966 vs. White Sox (1st inning)
Triple:	Paul Schaal, Angels, Apr. 20, 1966 vs. White Sox (2nd inning)
Home Run:	Rick Reichardt, Angels, Apr. 19, 1966 vs. White Sox (solo home run)
Grand Slam:	Curt Blefary, Baltimore, June 6, 1967 (9th inning)
Angels Grand Slam:	Bill Voss, Apr. 18, 1970 vs. Kansas City (5th inning)
RBI:	Rick Reichardt, Angels, Apr. 19, 1966 vs. White Sox (solo home run)
Angels Winning Pitcher:	Ed Sukla (1.2 IP, 0 H, 0 R, 2 BB, SO), Apr. 20, 1966 vs. White Sox
Save:	Eddie Fisher (2 IP, 1 H, 0 R, 1 BB, 0 SO), White Sox, Apr. 19, 1966
Save by an Angels Pitcher:	Bob Lee (2 IP, 3 H, 1 R, 1 ER, 0 BB, 0 SO), Apr. 22, 1966 vs. Twins
Strikeout:	Marcelino Lopez, Angels vs. White Sox, Apr. 19, 1966 (struck out Pete Ward)
Complete Game:	Dean Chance (9 IP, 6 H, 2 R, 1 ER, 2 BB, 5 SO), May 4, 1966 vs. Oakland
Shutout:	George Brunet (9 IP, 2 H, 0 R, 6 BB, 8 SO), Angels, June 8, 1966 vs. White Sox
No-Hitter:	Clyde Wright (9 IP, 0 H, 0 R, 3 BB, 1 SO), Angels, July 3, 1970 vs. Oakland
Perfect Game:	None
Exhibition Game:	Apr. 9, 1966 (San Francisco 9, Angels 2)
Postseason Game:	Oct. 5, 1979 (Baltimore 3, Angels 4)
Interleague Game:	June 12, 1997 (San Diego 4, Angels 8)
Rainout:	Apr. 8, 1975 vs. Kansas City

* All info is for regular season games only unless otherwise noted

OPENING DAY LINEUPS 1966

<u>Chicago White Sox</u>	<u>California Angels</u>
Tommie Agee, CF	Jose Cardenal, CF
Don Buford, 3B	Bobby Knoop, 2B
Floyd Robinson, RF	Jim Fregosi, SS
John Romano, C	Joe Adcock, 1B
Pete Ward, LF	Jackie Warner, RF
Bill Skowron, 1B	Rick Reichardt, LF
Ron Hansen, SS	Paul Schaal, 3B
Al Weis, 2B	Buck Rodgers, C
Tommy John, P	Marcelino Lopez, P



CLUB HISTORY

ATTENDANCE

The Angels welcomed fans back to Angel Stadium at full capacity in June 2021, after starting that season with limited seating capacity. The 2020 season was played without fans in attendance due to health and safety protocols related to the COVID-19 pandemic.

On May 19, 2016 a record-setting 45,007 fans came through the gates to watch the club square off against the Dodgers, setting the mark for the largest crowd at Angel Stadium of Anaheim during a regular season game.

The Angels established their single-game home attendance figure when 64,406 witnessed Game 1 of the 1982 ALCS against Milwaukee, Oct. 5 at Anaheim Stadium. During the ensuing 1983 campaign, the top two regular season crowds in club history were set when 63,132 watched the Angels host Kansas City, July 4, and 63,073 viewed the Apr. 23 game against Baltimore.

YEAR	HOME	AWAY	TOTAL
(Wrigley Field; 1961)			
1961	603,510	712,510	1,316,020
(Chavez Ravine; 1962-65)			
1962	1,144,063	861,699	2,005,762
1963	821,015	657,245	1,478,260
1964	760,439	719,631	1,480,070
1965	566,727	756,000	1,322,727
(Anaheim Stadium; 1966-97)			
1966	1,400,321	884,181	2,284,502
1967	1,317,713	971,836	2,289,549
1968	1,025,956	912,803	1,938,759
1969	758,388	805,415	1,563,803
1970	1,077,741	976,786	2,054,527
1971	926,373	851,525	1,777,898
1972	744,190	814,630	1,558,820
1973	1,058,206	964,831	2,023,037
1974	917,269	860,552	1,777,821
1975	1,058,163	975,645	2,033,808
1976	1,006,774	1,094,333	2,101,107
1977	1,432,633	1,345,027	2,777,660
1978	1,755,366	1,366,915	3,122,281
1979	2,523,575	1,728,537	4,252,112
1980	2,297,327	1,399,754	3,697,081
1981	1,441,545	831,550	2,273,095
1982	2,807,360	1,897,660	4,705,020
1983	2,555,016	1,882,234	4,437,250
1984	2,402,997	1,723,251	4,126,248
1985	2,567,427	1,793,715	4,361,142
1986	2,655,892	1,685,439	4,341,331
1987	2,696,299	1,877,624	4,573,923
1988	2,340,925	1,894,314	4,235,239
1989	2,647,291	1,970,796	4,618,087
1990	2,555,688	2,042,315	4,598,003
1991	2,416,236	2,336,106	4,752,342
1992	2,065,444	2,117,538	4,182,982

YEAR	HOME	AWAY	TOTAL
1993	2,057,460	2,286,553	4,344,013
1994	1,512,622	1,577,606	3,090,228
1995	1,748,680	1,871,338	3,620,018
1996	1,820,333	2,105,769	3,926,102
1997	1,767,324	1,820,521	3,587,845
(Edison International Field; 1998-2003)			
1998	2,519,063	2,234,389	4,753,452
1999	2,253,123	2,203,406	4,464,004
2000	2,066,977	2,272,015	4,338,992
2001	2,000,917	2,499,385	4,500,304
2002	2,305,557	2,143,937	4,449,494
2003	3,061,094	2,177,087	5,238,181
(Angel Stadium of Anaheim; 2004 - current)			
2004	##3,375,677	2,391,458	5,767,135
2005	3,404,686	2,462,630	5,867,078
2006	3,406,790	2,242,532	5,649,322
2007	3,365,632	2,527,958	5,893,590
2008	3,336,747	2,399,332	5,736,079
2009	3,240,374	2,124,179	5,364,553
2010	3,250,814	2,450,870	5,701,684
2011	3,166,321	2,116,193	5,282,514
2012	3,061,770	2,497,339	5,559,109
2013	3,019,505	2,234,632	5,254,137
2014	3,095,935	2,253,991	5,349,926
2015	3,012,765	2,345,619	5,358,384
2016	3,016,142	2,322,769	5,338,911
2017	3,019,585	2,240,721	5,260,306
2018	3,020,216	2,270,826	5,291,042
2019	3,019,012	2,174,808	5,193,820
2020	—	—	—
2021	1,515,689	1,541,449	3,057,138
2022	2,457,461	2,070,514	4,527,975

Bold - club season records

##Club record 45 home sellouts in 2004

TOP 10 REGULAR SEASON SELLOUT CROWDS AT ANGEL STADIUM (SINCE RENOVATION)

	DATE	ATTENDANCE	OPP. / SCORE		DATE	ATTENDANCE	OPP. / SCORE
1.	6/10/2019★	45,477	Dodgers/5-3 win	6.	4/8/2018	44,742	A's/6-1 win
2.	6/11/2019	45,404	Dodgers/5-3 win	7.	7/16/2022	44,728	Dodgers/1-7 loss
3.	5/19/2016	45,007	Dodgers/7-4 win	8.	4/7/2022	44,723	Astros/1-3 loss
4.	4/17/2018	44,822	Red Sox/1-10 loss	9.	6/28/2017	44,669	Dodgers/3-2 win
5.	6/29/2017	44,807	Dodgers/2-6 loss	10.	4/28/2018	44,649	Yankees/1-11 loss

★ Largest crowd at Angel Stadium of Anaheim during regular season



OPPONENT RECORDS, GAME AT ANGEL STADIUM (SINCE RENOVATION)

CLUB	ATTENDANCE	DATE	CLUB	ATTENDANCE	DATE
Arizona	42,483	June 16, 2012	Minnesota	44,064	Aug. 11, 2007
Atlanta	43,919	June 13, 2008	New York (A.L.)	44,649	April 28, 2018
Baltimore	44,027	Aug. 5, 2008	New York (N.L.)	43,721	June 15, 2003
Boston	44,822	April 17, 2018	Oakland	44,742	April 8, 2018
Chicago (A.L.)	44,135	Apr. 30, 2006	Philadelphia	38,802	Aug. 13, 2014
Chicago (N.L.)	44,020	Apr. 4, 2016	Pittsburgh	44,010	June 23, 2007
Cincinnati	37,260	June 25, 2019	San Diego	44,159	June 18, 2006
Cleveland	44,020	July 18, 2006	San Francisco	44,544	April 22, 2018
Colorado	43,781	June 26, 2006	Seattle	44,644	July 1, 2017
Detroit	44,311	May 12, 2017	St. Louis	42,707	July 4, 2013
Houston	44,723	April 7, 2022	Tampa Bay	44,125	July 15, 2006
Kansas City	44,489	Apr. 10, 2015	Texas	44,603	June 2, 2018
Los Angeles (N.L.)	45,477	June 10, 2019	Toronto	44,641	May 27, 2022
Miami	43,833	June 18, 2005	Washington	43,874	June 14, 2005
Milwaukee	41,423	June 9, 2004			

ALL-TIME REGULAR SEASON ATTENDANCE RECORDS

Season:	Total	5,893,590 (2007)
	Anaheim Stadium	2,807,360 (1982)
	Angel Stadium	3,406,790 (2006)
	Road	2,527,958 (2007)
Single Game:	Wrigley Field	19,930 (Aug. 22, 1961, New York-N)
	Dodger Stadium	53,591 (July 13, 1962, New York-N)
	Anaheim Stadium	63,132 (July 4, 1983, Kansas City-D)
	Angel Stadium	45,477 (June 10, 2019, Los Angeles-N)
	Road	60,108 (June 3, 1973, New York-D)
Night Game:	Wrigley Field	19,930 (Aug. 22, 1961, New York)
	Dodger Stadium	53,591, (July 13, 1962, New York)
	Anaheim Stadium	63,073 (Apr. 23, 1983, Baltimore)
	Angel Stadium	45,477 (June 10, 2019, Los Angeles)
	Road	57,762 (Apr. 6, 1977, Seattle)
Day Game:	Wrigley Field	19,722 (May 7, 1961, New York)
	Dodger Stadium	44,912 (June 3, 1962, New York)
	Anaheim Stadium	63,132 (July 4, 1983, Kansas City)
	Angel Stadium	44,742 (April 8, 2018, Oakland)
	Road	60,108 (June 3, 1973, New York)
Doubleheader:	Wrigley Field	16,297 (Apr. 30, 1961, Kansas City)
	Dodger Stadium	18,902 (May 19, 1965, Minnesota)
	Anaheim Stadium	43,461 (Aug. 5, 1988, Chicago)
	Angel Stadium	43,044 (Sept. 6, 2003, Kansas City)
	Road	58,556 (June 9, 1968, New York)
Season Opener:	Wrigley Field	11,931 (Apr. 27, 1961, Minnesota-D)
	Dodger Stadium	21,864 (Apr. 9, 1963, Boston-N)
	Anaheim Stadium	51,145 (Apr. 26, 1995, Detroit-N)
	Angel Stadium	44,723 (Apr. 7, 2022, Houston-N)
	Road	57,762 (Apr. 6, 1977, Seattle-N)
Three-Game Series:	Wrigley Field	59,522 (Aug. 22-24, 1961, New York)
	Dodger Stadium	146,623 (June 1-3, 1962, New York)
	Anaheim Stadium	175,058 (Aug. 11-13, 1989, Oakland)
	Angel Stadium	133,035 (June 22-24, 2012, Los Angeles)
	Road	168,000 (June 15-17, 2007, Los Angeles)
Four-Game Series:	Wrigley Field	15,247 (Aug. 28-30, 1961, Baltimore)
	Dodger Stadium	36,792 (Aug. 30-Sept. 2, 1965, New York)
	Anaheim Stadium	173,347 (July 1-4, 1983, Kansas City)
	Angel Stadium	176,219 (July 21-24, 2005, New York-AL)
	Road	215,776 (July 31-Aug. 3, 2008, New York-AL)

POSTSEASON ATTENDANCE AT ANGEL STADIUM

2002 ALDS	45,072	(Oct. 19, 2002-N)	2005 ALCS	44,725	(Oct. 14, 2005-N)
	45,067	(Oct. 5, 2002-D)		44,857	(Oct. 15, 2005-N)
2002 ALCS	44,234	(Oct. 11, 2002-N)		44,712	(Oct. 16, 2005-N)
	44,830	(Oct. 12, 2002-N)	2007 ALDS	45,262	(Oct. 7, 2007-N)
	44,835	(Oct. 13, 2002-D)	2008 ALDS	44,997	(Oct. 1, 2008-N)
2002 World Series	44,603	(Oct. 19, 2002-N)		45,354	(Oct. 3, 2008-N)
	44,584	(Oct. 20, 2002-N)	2009 ALDS	45,070	(Oct. 8, 2009-N)
	44,506	(Oct. 26, 2002-N)		45,223	(Oct. 9, 2009-N)
	44,598	(Oct. 27, 2002-N)	2009 ALCS	44,911	(Oct. 19, 2009-D)
2004 ALDS	44,608	(Oct. 5, 2004-D)		45,160	(Oct. 20, 2009-N)
	45,118	(Oct. 6, 2004-N)		45,113	(Oct. 22, 2009-N)
2005 ALDS	45,142	(Oct. 4, 2005-N)	2014 ALDS	45,321	(Oct. 2, 2014-N)
	45,150	(Oct. 5, 2005-N)		45,361	(Oct. 3, 2014-N)
	45,133	(Oct. 10, 2005-N)			

CLUB HISTORY

1967 ALL-STAR GAME

38TH ANNUAL ALL-STAR GAME

JULY 11, 1967 ★ ANAHEIM STADIUM

NATIONAL LEAGUE 2, AMERICAN LEAGUE 1 (15 INNINGS)



Major League Baseball's Midsummer Classic made its first appearance at what was then known as Anaheim Stadium on July 11, 1967, with 20 eventual Hall of Famers participating in a game for the ages.

Cincinnati's Tony Perez clubbed a solo home run in the top of the

15th inning to give the National League a 2-1 win, capping what remains one of the longest All-Star Games in history (the 2008 All-Star Game at Yankee Stadium also lasted 15 innings). Perez's home run earned him MVP honors in what was the 38th Annual All-Star Game.

Dean Chance of Minnesota and Juan Marichal of San Francisco started a contest that was dominated by pitching. National and American League hurlers combined to set an All-Star Game record for combined strikeouts (30) that would not be broken until 2008.

For the first time in All-Star Game history, the long ball accounted for all the scoring, with Philadelphia's Dick Allen giving the National League an early 1-0 by sending an offering from Chance over the left field boards in the second inning. The American League answered when Baltimore's Brooks Robinson took the Cubs' Ferguson Jenkins deep to even up the score at 1-1 in the bottom of the sixth inning.

A crowd of 46,309 watched as all 12 pitchers that entered the game recorded at least one strikeout. The game remained deadlocked at 1-1 until the 15th inning, when Perez deposited a pitch from Oakland's Jim "Catfish" Hunter over the left field wall to give the N.L. a 2-1 lead. Rookie Tom Seaver of the Mets came in and closed the door on the American League in the bottom of the 15th inning. The Dodgers' Don Drysdale earned the win, while Hunter was saddled with the loss.

The Angels were represented by shortstop Jim Fregosi, who went 1-for-4, and first baseman Don Mincher, who was 1-for-1.

ALL-STAR ROSTERS

NATIONAL LEAGUE

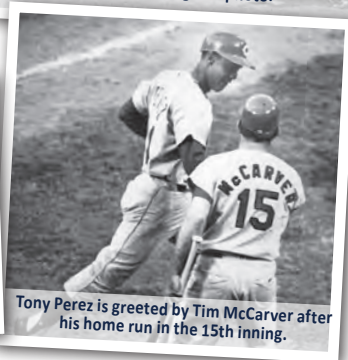
Mike Cuellar
Don Drysdale
Bob Gibson
Ferguson Jenkins
Denny Lemaster
Juan Marichal
Claude Osteen
Tom Seaver
Chris Short
Tom Haller
Tim McCarver
Joe Torre
Ernie Banks
Orlando Cepeda
Tommy Helms
Bill Mazeroski
Dick Allen
Tony Pérez
Gene Alley
Hank Aaron
Lou Brock
Roberto Clemente
Willie Mays
Pete Rose
Rusty Staub
Jimmy Wynn

AMERICAN LEAGUE


Dean Chance
Al Downing
Steve Hargan
Joe Horlen
Catfish Hunter
Jim Lonborg
Jim McGlothlin
Gary Peters
Paul Casanova
Andy Etchebarren
Bill Freehan
Harmon Killebrew
Mickey Mantle
Don Mincher
Rod Carew
Max Alvis
Brooks Robinson
Jim Fregosi
Dick McAuliffe
Rico Petrocelli
Tommie Agee
Ken Berry
Tony Conigliaro
Al Kaline
Tony Oliva
Frank Robinson
Carl Yastrzemski



The American League All-Stars pose for a pregame photo.



Tony Perez is greeted by Tim McCarver after his home run in the 15th inning.



The All-Stars line up on the field before the National Anthem.



60TH ANNUAL ALL-STAR GAME

JULY 11, 1989 ★ ANAHEIM STADIUM

AMERICAN LEAGUE 5, NATIONAL LEAGUE 3



The Midsummer Classic returned to Anaheim Stadium on July 1, 1989, and Bo Jackson stole the show. The Royals outfielder led the American League to a 5-3 win and earned MVP honors in the game's 60th renewal.

A sellout crowd of 64,036 had barely settled into their seats when

Jackson led off the bottom of the first inning with a tape measure home run off 40-year-old National League starter Rick Reuschel. When the ball finally came down, it landed on the batter's eye in centerfield, an estimated 448 feet from home plate. The next batter, Boston's Wade Boggs, stepped to the plate and promptly homered off Reuschel, giving the American League an early 2-0 lead.

42-year-old Nolan Ryan of Texas returned to Anaheim Stadium, where he spent eight years with the Angels, to start for the American League and went on to earn the win. Bobby Bonilla and Kevin Mitchell of the National League and the American League's Ruben Sierra all had two hits.

But the evening belonged to Jackson. He had two hits, stole a base, scored the winning run and made a running catch of Pedro Guerrero's bloop with two men in scoring position in the first inning to snuff out a National League threat. Jackson became the second man — following Willie Mays — to hit a home run and steal a base in the same game.

Chuck Finley represented the Angels in the contest but did not play. Current Angel manager Mike Scioscia appeared as a catcher for the National League, going hitless in one at-bat.

Legendary Angel coach Jimmie Reese threw out the ceremonial first pitch.

ALL-STAR ROSTERS

NATIONAL LEAGUE

Bobby Bonilla
 Tim Burke
 Will Clark
 Vince Coleman
 Eric Davis
 Glenn Davis
 Mark Davis
 Andre Dawson
 John Franco
 Pedro Guerrero
 Tony Gwynn
 Von Hayes
 Orel Hershiser
 Jay Howell
 Howard Johnson
 Barry Larkin
 Kevin Mitchell
 Tony Pena
 Willie Randolph
 Ryne Sandberg
 Benito Santiago
 Mike Schmidt
 Mike Scioscia
 Mike Scott
 Ozzie Smith
 John Smoltz
 Darryl Strawberry
 Rick Sutcliffe
 Tim Wallach
 Mitch Williams

AMERICAN LEAGUE

Harold Baines
 Wade Boggs
 Jose Canseco
 Tony Fernandez
 Chuck Finley
 Julio Franco
 Gary Gaetti
 Mike Greenwell
 Kelly Gruber
 Mark Gubicza
 Mike Henneman
 Bo Jackson
 Doug Jones
 Jeffrey Leonard
 Don Mattingly
 Mark McGwire
 Mike Moore
 Dan Plesac
 Kirby Puckett
 Cal Ripken
 Jeff Russell
 Nolan Ryan
 Steve Sax
 Ruben Sierra
 Terry Steinbach
 Dave Stewart
 Greg Swindell
 Mickey Tettleton
 Devon White



Bo Jackson accepts his MVP trophy at the 60th All-Star Game.



The A.L. All-Stars congratulate each other after a 5-3 triumph.



Hall of Famer Nolan Ryan delivers a pitch during the 2nd inning. Ryan worked two scoreless frames with three strikeouts.

CLUB HISTORY

2010 ALL-STAR GAME

81ST ANNUAL ALL-STAR GAME

JULY 13, 2010 ★ ANGEL STADIUM

NATIONAL LEAGUE 3, AMERICAN LEAGUE 1




The Angels were hosts to the 81st edition of the Midsummer Classic on July 13, 2010. It marked the third time the All-Star Game was played at Angel Stadium and the 11th time the contest was featured in California.

The 2010 game featured the National League ending its 13-game winless streak with a 3-1 triumph in front of 45,408 fans. The N.L. won its first All-Star Game since 1996 at Philadelphia.

Atlanta catcher Brian McCann was selected as the Ted Williams All-Star Game MVP as his three-run double in the 7th inning propelled the N.L. to victory. McCann became the fifth catcher (sixth time) to win the award, joining Gary Carter (1981, 1984), Terry Steinbach (1988), Mike Piazza (1996) and Sandy Alomar, Jr. (1997).

There were a total of 58 players used in the contest, 30 by the A.L. and 28 by the N.L. There was a total of 33 first time All-Stars on the rosters. The Halos were represented by Mike Scioscia, Torii Hunter and Jered Weaver.


Boston's David Ortiz outlasted Florida's Hanley Ramirez to win the State Farm Home Run Derby while Angel prospect Hank Conger took home MVP honors in the XM Futures Game.



The All-Stars lineup during the National Anthem and fly-over for the 81st Mid Summer Classic.



Angel All-Stars Torii Hunter and Jered Weaver pose during the State Farm Home Run Derby.



Braves' catcher Brian McCann shows off his Ted Williams All-Star Game MVP Award.

ALL-STAR ROSTERS

NATIONAL LEAGUE

Heath Bell
 Michael Bourn
 Ryan Braun
 Jonathan Broxton
 Marlon Byrd
 Matt Capps
 Chris Carpenter
 Andre Ethier
 Rafael Furcal
 Yovani Gallardo
 Adrian Gonzalez
 Roy Halladay
 Corey Hart
 Jason Heyward
 Matt Holliday
 Ryan Howard
 Tim Hudson
 Omar Infante
 Ubaldo Jimenez
 Josh Johnson
 Hong-Chih Kuo
 Tim Lincecum
 Brian McCann
 Evan Meek
 Yadier Molina
 Brandon Phillips
 Martin Prado
 Albert Pujols
 Hanley Ramirez
 Jose Reyes
 Arthur Rhodes
 Scott Rolen
 Troy Tulowitzki
 Chase Utley
 Joey Votto
 Billy Wagner
 Adam Wainwright
 Brian Wilson
 David Wright
 Chris Young

AMERICAN LEAGUE

Elvis Andrus
 Andrew Bailey
 Jose Bautista
 Adrian Beltre
 Clay Buchholz
 John Buck
 Miguel Cabrera
 Trevor Cahill
 Robinson Cano
 Fausto Carmona
 Carl Crawford
 Neftali Feliz
 Vladimir Guerrero
 Josh Hamilton
 Phil Hughes
 Torii Hunter
 Derek Jeter
 Ian Kinsler
 Paul Konerko
 Cliff Lee
 Jon Lester
 Evan Longoria
 Victor Martinez
 Joe Mauer
 Justin Morneau
 David Ortiz
 Dustin Pedroia
 Andy Pettitte
 David Price
 Mariano Rivera
 Alex Rodriguez
 CC Sabathia
 Joakim Soria
 Rafael Soriano
 Ichiro Suzuki
 Nick Swisher
 Matt Thornton
 Jose Valverde
 Justin Verlander
 Jered Weaver
 David Wells
 Ty Wigginton



2023 IMPORTANT DATES CALENDAR

January

- 13 Salary Arbitration Exchange Date
- 15 Opening of the 2023 International Player Signing Period
- Beginning of the 2023 International Player Registration Period
- 30 Through February 17 – Salary Arbitration Hearings

February

- 13 Voluntary Report Date for Pitchers and Catchers Participating in the World Baseball Classic
- 15 The voluntary date on which Pitchers, Catchers, and Injured Players can be invited to Spring Training
- Mandatory Report Date for Pitchers and Catchers Participating in the World Baseball Classic
- First date players may be placed on the 60-day Injured List
- 16 Mandatory Report Date for Position Players Participating in the World Baseball Classic
- 18 First date weekend waivers will be processed; continues through end of season
- 20 The voluntary date on which Position Players can be invited to Spring Training
- 25 Mandatory date all players must report to Spring Training
- Anticipated start of Spring Training games among Clubs

March

- 2 First date to renew Major League contracts
- 5 First date clubs may ask waivers on selected Rule 5 or draft-excluded players
- 8 First day of the World Baseball Classic
- 10 First date clubs may assign draft-excluded players
- 11 Last date to renew Major League contracts
- 13 Last date to request UR Waivers to owe 30 days' termination pay (before 2pm ET)
- 14 UR waivers requested today through 3/28, Club will owe player 45 days' termination pay
- Last date to assign injured player to a Minor League club, if applicable
- 20 Last date a XX(B) player signed to a Minor League UPC qualifies for opt-outs
- 21 World Baseball Classic: Final
- 25 XX(B) Minor League player may require release if not agreement to add to 26-man roster
- 26 The earliest date that a Club may backdate a placement on the 7-day Concussion Injured List
- 27 The earliest date that a Club may backdate a placement on the 10 or 15-day Injured List
- 28 Last date to request UR Waivers to owe 45 days' termination pay (before 2pm ET)
- 30 Official opening of 2023 season: rosters reduced to 26 (13 pitchers) by 12:00pm ET – Noon
- Optional assignments begin to count towards the annual option limit of 5
- 31 AAA Opening Day – Domestic Reserve List Limit reduced to 180

April

- 2 First date 7-day injured List players may be reinstated, if applicable
- 6 First date 10-day injured List players may be reinstated, if applicable
- 9 First date optioned position players may be recalled, if applicable
- 11 First date 15-day injured List players may be reinstated, if applicable
- 14 First date optioned pitchers may be recalled, if applicable

May

- 1 XX(B) Minor League player may require release if not added to Active Roster
- 15 Earliest date Clubs may re-sign Major League players they released after August 31, 2022
- 29 First date that players on the 60-day injured List may be reinstated, if permissible

June

- 1 XX(B) Minor League player may require release if not added to Active Roster
- 15 First date Clubs may trade XX(B) player without his consent
- 19-25 MLB Draft Combine

THESE DATES WILL BE USED UNLESS OTHERWISE NOTIFIED

July

- 2 Start of the Closed Period – First-Year Player Draft
- 9-11 First-Year Player Draft, Seattle, WA
- 11 All-Star Game, T-Mobile Park, Seattle, WA
- 25 Signing Deadline for drafted players (First-Year Player Draft) – 5:00pm ET

August

- 1 Trade Deadline – 6:00pm ET
- 15 Last date to select a player to avoid draft-excluded status
- 30 Unconditional Release waivers must be requested by 2:00 pm ET to avoid May 15, 2024 signing restriction
- 31 Post-season eligibility lists are established at 11:59pm ET

September

- 1 Active Major League player limit increased from 26 to 28 and 14 pitchers
- 8 Players optioned today through end of season accrue MLS while optioned
- 24 Last date to trade any Minor League UPC until end of championship season at 12pm ET – Noon

October

- 1 Last weekend date waivers will be processed until next spring training
- Last day of the 2023 championship season
- 2 All players on optional assignment must be recalled
- All players on the 7-day, COVID IL, 10-day and 15-day Injured Lists must be reinstated
- Minor League UPC's may now be traded between Major League Clubs
- Injured players now may be assigned to the Minor Leagues until November 14, if permissible
- 2-15+ Article XX(D) Free Agency period. 48 hours following last game for post-season teams

TBD Dates (Based on the end of the World Series)

- 1st Day After Eligible XX(B) players become free agents (start of the Quiet Period)
- First date players may be traded between Major League Clubs
- 4th Day After Last date to request waivers on draft-excluded players until next spring
- 5th Day After Last date to outright potential Minor League free agent without Major League contract, if applicable
- Last date for former Club to tender qualifying offer to XX(B) players, if applicable
- Domestic Minor League Player Limit Increases to 190 Players
- Minor League players become free agents at 5:00 pm ET, if applicable
- End of the Quiet Period XX(B) player can negotiate and sign with any Club
- All players on the 60-day (Major and Minor) and Full-Season Injured Lists must be reinstated

November

- 1 Deadline for the 2024 International Player Registration Period
- 10 Last date to ask Outright Waivers on an injured player, if permissible
- 14 Last date to outright an injured player to the Minor Leagues, if applicable
- XX(B) players decide to accept qualifying offer from former Club by 4:00pm ET, if applicable
- Reserve lists for all Major and Minor League levels filed by 6:00pm ET (All Transactions MUST be entered by 5:30 PM ET)
- 17 Tender deadline
- 29 Last date to request Outright Waivers to assign player prior to Rule 5 Draft

December

- 1 Release of the 2024 Registered Players List
- Competitive Balance Selections Assigned
- 3 Last date to outright a player prior to the Rule 5 Draft
- 5 MLB Draft Lottery
- 6 Major League Rule 5 Draft – Winter Meetings, Nashville, TN
- 15 End of 2023 International Signing Period





ANGELS HALL OF FAME





Gene Autry, Bobby Grich, Jim Fregosi, Don Baylor, Rod Carew, Nolan Ryan, Jimmie Reese, Brian Downing, Chuck Finley, Bobby Knoop, Dean Chance, Mike Witt, Tim Salmon, Garret Anderson, Vladimir Guerrero and the **2002 World Champions** are the 16 members in the Angels Hall of Fame.

Gene Autry, the man responsible for bringing an expansion franchise to the American League and Southern California region in December 1960, was inducted into the Angels Hall of Fame on July 19, 2011. His wife Jackie accepted the honor on his behalf, accompanied by Angels Owner Arte Moreno, and Angels Hall of Fame members Rod Carew, Chuck Finley, Bobby Grich and Brian Downing during pregame ceremonies.

The "Singing Cowboy," who passed away Oct. 2, 1998 at the age of 91, was one of the most popular owners in Major League history. His love for baseball and the respect and admiration he had for those who played, coached and managed the game has been well documented.

The native of Tioga, TX was raised in Texas and Oklahoma. Originally discovered by Will Rogers in 1929, Autry gained popularity following a recording contract with Columbia records that same year. He first appeared on screen in 1934 and eventually starred in 93 films throughout his career. In 1940, theater exhibitors of America voted him the fourth biggest box office attraction, behind Mickey Rooney, Clark Gable and Spencer Tracy.

During his music career, Autry totaled 640 recordings, including more than 300 songs written or co-written by him. His records sold more than 100 million copies and he received more than a dozen gold and platinum records, including the first record ever certified gold. His Christmas and children's records "Here Comes Santa Claus (Right Down Santa Claus Lane)" and "Peter Cottontail" are among his platinum recordings. "Rudolph the Red-Nosed Reindeer," the second all-time best selling Christmas single, boasts in excess of 30 million in sales.

From 1940 to 1956 the public listened to him on *Gene Autry's Melody Ranch* radio show that was heard weekly over the CBS Radio Network. In addition, Autry's popularity was apparent during his personal appearance tours. The first performer to sell out Madison Square Garden, his concert and rodeo appearances throughout the United States and Europe are legendary and served as a model for other performers. Autry did two shows a day, seven days a week, for 65 to 85 days at a stretch.


Entertainer Gene Autry joined the Army Air Corps in 1942 and became Sgt. Gene Autry. During the war, he ferried fuel, ammunition and arms in the China-India-Burma theater of war and flew over the Himalayas, the hazardous air route known as "The Hump." When the war ended Autry was reassigned to Special Services, where he toured with a USO troupe in the South Pacific before resuming his movie career in 1946.

Autry's long-cherished dream came true with the opening of the Gene Autry Western Heritage Museum in November 1988, since acclaimed as one of the finest museums in the West. In January 2004 the museum merged with the Southwest Museum and the Autry National Center was created, consisting of three entities: the Southwest Museum of the American Indian, the Museum of the American West, and the Institute for the Study of the American West. Today thousands of visitors, children and adults alike, learn the fascinating history of America's West through world-class collections of art and artifacts.

Autry is the only entertainer to have all five stars on the Hollywood Walk of Fame, one each for Radio, Recording, Motion Pictures, Television, and Live Theatre/performance. He was a 33rd Degree Mason and Honorary Inspector General and was given the prestigious award of the Grand Cross of the Court of Honor. Among the many hundreds of honors and awards Autry received were induction into the Country Music Hall of Fame; the American Academy of Achievement Award; the Los Angeles Area Governor's Emmy from The Academy of Television Arts & Sciences; and the Board of Directors Lifetime Achievement Award from the International Achievement in Arts Foundation. Gene Autry was also inducted into the Nashville Songwriters Hall of Fame, The National Cowboy Hall of Fame, the National Association of Broadcasters Hall of Fame, and he received The Songwriters Guild Life Achievement Award. He was also honored by his songwriting peers with a lifetime achievement award from ASCAP.

Perhaps his greatest honor was the retirement of uniform No. 26, symbolic of the 26th player on the Angels roster, a gesture initiated by members of the 1982 team.

Bobby Grich, who retired following the American League Championship Series against Boston in 1986, was inducted Feb. 3, 1988. He is one of only two Angels



(Brian Downing) to participate in each of the Club's first three Western Division titles.


Grich officially became an Angel Nov. 24, 1976. The native of Muskegon, MI concluded his Angels career with a .269 average in 1,222 games including 154 home runs and 557 RBI. During his career, Grich compiled the following overall numbers: .266 average, 2,008 games, 6,890 at-bats, 1,033 runs, 1,833 hits, 224 home runs and 864 RBI.

One of California's most popular players, Grich became only the second player in Club history to play 1,000 games-or-more (1,098) at one position, joining Fregosi who totaled 1,367 appearances at shortstop. Grich's .997 fielding percentage in 1985 established a Major League record for second basemen.

On the date of his induction, Grich ranked among the top three on several Angels all-time lists, including games (3rd), at-bats (3rd, 4,100), runs (3rd, 601), home runs (2nd), runs batted in (2nd), extra-base hits (3rd, 357), hits (3rd, 1,103), doubles (3rd, 183) and total bases (3rd, 1,788).

In 1981, Grich recorded a career-high .304 average and tied Dwight Evans, Tony Armas and Eddie Murray in the A.L. home run race (22 each). He became the first second baseman to lead the league in home runs since Nap Lajoie of Philadelphia totaled 14 in 1901. He also became the first A.L. second baseman to lead in slugging since George Stirnweis with the Yankees in 1945 (.476).

In 1980, Grich was co-winner of the Owner's Trophy, symbolic of the club's Most Valuable Player as selected by the players.



Jim Fregosi, a six-time Angels All-Star, was inducted May 17, 1989. He appeared with the Halos from 1961-71 as a player and then managed the Club from June 1, 1978 through May 28, 1981. Fregosi guided the Angels to an 87-75 finish in 1978 and a second place tie prior to the memorable 1979 season when the Club captured their first-ever Western Division title. For his efforts, Fregosi was runner-up in balloting by the Associated Press for A.L. Manager of the Year. He finished with a 237-248 record managing the Angels.

As a player, Fregosi's career spanned 18 seasons during which he registered a .265 lifetime average. He was originally acquired by the Angels Dec. 14, 1960 in the expansion draft from the Boston Red Sox.

Fregosi was voted the winner of the Angels Owner's Trophy three times and was a Gold Glove® recipient in 1967.

At the time of his induction, Fregosi led on the Angels all-time lists in the following categories: games (1,429), at-bats (5,244), hits (1,408) and triples (70). In addition, he ranked second in runs (691), doubles (219), extra-base hits (404) and total bases (2,112).


Don Baylor, the first Angel to win the American League Most Valuable Player Award in 1979, was inducted on May 26, 1990. He appeared with the Angels from 1977-82. He was a member of the Angels first two Western Division Championships in 1979 and 1982. During his MVP season, Baylor compiled a .296 average with 36 home runs and a league-leading 139 RBI. He also led the league in games played (162) and runs scored (120). His marks in games played, runs scored, RBI and total bases set Club single-season records. In the 1982 American League Championship Series, he hit .294 with a grand slam and series-high 10 RBI.

Baylor's career spanned 19 Major League seasons during which he registered a .260 average and 338 home runs. He was originally acquired by the Angels Nov. 16, 1976 as a free agent. With the Halos, he averaged 23 home runs and 87 RBI, while batting .262 in six seasons.

Baylor was voted the winner of the Owner's Trophy twice (1978 & 1979) and earned All-Star recognition as an outfielder in 1979.

Upon his induction, Baylor ranked on Angels all-time list in the following categories: third in home runs (141), fourth in at-bats (3,105), runs (481), RBI (523) and total bases (1,390). In addition, he also ranked fifth in extra base hits (288), hits (813), doubles (140, tied with Carew) and stolen bases (89).






baseball's all-time lists in average (.328), tied for 35th in games (2,469), 31st in at-bats (9,315), 13th in hits (3,053) and sixth in singles (2,404) at the time of his induction. On the Angels' All-Time lists, he still ranks second in career average (.314).

Nolan Ryan, who became the 20th pitcher in Major League history to win 300 games (July 31, 1990 at Milwaukee) and owns a Major League record seven no-hitters and 5,714 strikeouts, was inducted and had his uniform No. 30 retired, June 16, 1992.

Ryan appeared with the Angels from 1972-79, compiling a 138-121 record and 3.06 ERA in 291 games. Ryan tossed four of his no-hitters with the Halos and holds or shares several Club records, including complete games (156), shutouts (40) and strikeouts (2,416). In 1977, he was selected "A.L. Pitcher of the Year" by *The Sporting News* and named to its All-Star team. In 1973, Ryan established a Major League record for strikeouts in a single season with 383. He was originally acquired by the Angels from the



New York Mets, Dec. 10, 1971, along with pitcher Don Rose, outfielder Leroy Stanton and catcher Francisco Estrada in exchange for Jim Fregosi.

Ryan's career spanned 27 seasons, the most in Major League history. He began his career with the New York Mets, posting a 29-38 record and 3.58 ERA in 105 games (74 starts) from 1966-71. Following eight seasons with the Halos, he appeared with the Houston Astros from 1980-88, compiling a 106-94 mark and 3.13 ERA in 282 starts. He joined the Texas Rangers in 1989 and finished 51-39 with a 3.43 ERA in five seasons.

Ryan was named to eight All-Star teams (five with Angels) and appeared in five games, including as starting pitcher for the American League in 1979 in Seattle. He pitched two scoreless relief innings to win the 1989 game in Anaheim, becoming the oldest pitcher to win an All-Star Game. Ryan was inducted into the Baseball Hall of Fame, July 25, 1999.

Jimmie Reese, whose 23 years in an Angels uniform is second longest in Club history (Bobby Knoop - 24), was inducted on Aug. 2, 1995.

A former roommate of Babe Ruth, Reese began his career as a batboy for the Los Angeles Angels of the Pacific Coast League in 1917. He broke into baseball seven years later as a second baseman for the minor league Oakland Oaks.


Rod Carew was the 16th player in Major League history to collect 3,000 hits (Aug. 4, 1985 vs. Minnesota). He was inducted into the Angels Hall of Fame, Aug. 6, 1991 and the Baseball Hall of Fame in Cooperstown, NY, July 21, 1991.

Carew appeared with the Angels from 1979-85 and was a key member of the Club's first two Western Division titles in 1979 and 1982. His finest came in 1983, when he established a then club record for batting average at .339.

Carew's career spanned 19 Major League seasons, the first 12 with Minnesota. He won seven batting titles (1969, 1972-75, 1977-78) and the American League Most Valuable Player Award in 1977 when he hit .388 with 239 hits and 128 runs scored.

Carew was named "Rookie of the Year" by the BBWAA in 1967 and selected to the A.L. All-Star team 18 times (1967-84). He became the first Angel to start in five Midsummer Classics.

Originally acquired by the Angels from Minnesota, Feb. 3, 1979, Carew ranked 38th on



Did You Know? Nolan Ryan appeared in 291 career games with the Angels. Of those 291 games, 156 (54%) were complete game efforts.

Reese played one more year in the majors (1932 with St. Louis) before returning to the Pacific Coast League in 1933. In three Major League seasons, he hit .278, including a .345 mark in a reserve role for the Yankees in 1930.

Reese played 12 seasons in the PCL (Oakland, 1924-29; Los Angeles, 1933-36 and San Diego, 1937-38) and was honored as all-time second baseman of the league. He set a career fielding record for total chances with 9,890 and led the PCL in fielding three times (1927, 1929 & 1934).

On Mar. 30, 1972, Reese joined the Angels coaching staff. During his 23 years, he built a reputation for being the most prolific fungo hitter in baseball. In 1989, Reese was selected by the late Commissioner Bart Giamatti to throw out the ceremonial first pitch for the 60th All-Star Game at Anaheim Stadium. In 1992, he was named honorary captain of the American League All-Stars at the contest in San Diego. Jimmie Reese passed away on July 13, 1994 at the age of 92.

Brian Downing, who served 13 years in an Angel uniform, left the club as the all-time leader in almost every major offensive category. He is one of only two Angels (Bobby Grich being the other) to participate in each of the club's first three Western Division titles. He was inducted into the Angels Hall of Fame on Aug. 27, 2009.

Downing was originally acquired by California, Dec. 5, 1977, along with Dave Frost and Chris Knapp from the White Sox in exchange for Bobby Bonds, Thad Bosley and Richard Dotson. The Anaheim, CA native helped lead the Angels to their first Western Division title in 1979 batting a career-high .326 with 12 home runs and 75 RBI. His stellar performance earned him an All-Star selection.

During his 20-year career, Downing registered a .267 average in 2,344 games with 2,099 hits, 1,188 runs, 275 home runs and 1,073 RBI.

After 13 seasons, Downing topped many Angels' all-time lists with 1,661 games, 5,854 at-bats, 889 runs, 1,588 hits, 2,580 total bases, 282 doubles, 222 home runs, 846 runs batted in and 866 walks.

In 1984, Downing was co-winner of the Owner's Trophy, symbolic of the Club's Most Valuable Player as voted by the players.



Chuck Finley, the Angels' all-time leader in wins with 165, was inducted into the Club's Hall of Fame on Aug. 27, 2009.

The four-time All-Star was originally drafted by the Halos in the first round (fourth overall pick) in the 1985 draft. He saw his first big league action the following season, joining the club for their memorable 1986 Western Division title run.

The West Monroe, LA native's career spanned 17 seasons in which he compiled a 200-173 record and a 3.85 ERA in 524 games.

On the date of his induction, he topped the Angels all-time list with 165 wins, 379 starts and 2,675 innings pitched while finishing second behind Nolan Ryan with 2,151 strikeouts and fourth with 57 complete games.

In a dominating three-year period from 1989-91, Finley posted a 52-27 record with a 2.93 ERA in 95 starts. In 1990, he enjoyed a career-year in which he took home the Owner's Trophy, going 18-9 with a 2.40 ERA, the third-lowest single season ERA in club history.

When he retired in 2002, Finley was one of only 25 pitchers in Major League history to record over 2,500 strikeouts.



Bobby Knoop, one of the original Angel stars during the team's first decade of existence, was inducted on Sept. 5, 2013. The infielder was a four-time recipient of the Owner's Trophy (1964-66 & 1968), presented annually to the Club's MVP. He is one of just three Halos to win the award at least four times (Garret Anderson & Mike Trout).

The second baseman played six seasons with the Halos (1964-69) and combined with Jim Fregosi to form one of the most formidable double-play tandems in all of MLB. The duo claimed Rawlings Gold Gloves® in 1967, the second of three such honors for Knoop.

Knoop's best offensive season came in 1966 when he posted career-highs in home runs (17), RBI (72) runs (54) and triples (11). His 11 triples led the A.L. and he was named as an All-Star Game starter that season.

Originally signed by the Milwaukee Braves as an amateur free agent before the 1956 season, he was a Rule 5 Draft pick by the Angels from the Braves on Dec. 2, 1963. In his first season with the Angels in 1964, he played in all 162 games.



Dean Chance, one of the initial aces in team history, was inducted into the Angels Hall of Fame in 2015. Sadly, Chance passed away on Oct. 11, 2015 - just a few months after his induction.

In 1964, he became the Halos' first 20-game winner and Cy Young Award® recipient. At the time, he was the youngest recipient of the hardware.

During the 1964 campaign, Chance led the A.L. in wins (20), ERA (1.65) & innings pitched (278.1) while tossing 11 shutouts, including six by a 1-0 score. He also notched 207 punchouts, and allowed just a 1.01 WHIP. His 1.65 ERA stands as the Halos' single-season record by a starting pitcher.

Additionally in 1964, Chance threw four complete games (3 SHO) against the New York Yankees. Not only did Chance post a 4-0 mark vs. Yankees, he allowed just one run in 50 IP (0.18 ERA), a home run to Mickey Mantle. The feat easily ranks among the top dominant season pitching performances over one team in baseball history.

Over the course of six years with the Club, Chance posted a 74-66 record, 2.86 ERA (1131 IP – 360 ER) and 857 strikeouts. His career ERA remains the best all-time in Club history.



Mike Witt, a decade-long (1981-90) Angels mainstay and local product (Servite HS) stands tall as one of the most dominant pitchers in Club history.

At time of his Angels Hall of Fame induction (2015), the two-time All-Star ranked fourth on the Club's all-time list in wins (109), starts (272) & strikeouts (1,283) and third in complete games (70) & innings pitched (1,965.1).

During his tenure, Witt was a member of two Western Division Champion teams (1982 & 1986). In 1986, he shouldered the Angels to the American League Championship Series with the best season of his career, posting a record of 18-10 with a 2.84 ERA.

Witt's most impressive accomplishment came on the last game of the 1984 season (Sept. 30 at Texas) when he became one of only 13 pitchers in history to throw a perfect game, striking out 10 en route to a 1-0 victory.


Tim Salmon, affectionately tabbed as "Mr. Angel" and "The Kingfish," spent his entire 15-year career in a Halo uniform. In 2002, he helped guide the Angels to their first World Championship. Salmon finished with a .282 career average and was inducted into

the Club's Hall of Fame in 2015 as the career leader in home runs (299) & walks (970). He ranked second in team history in games (1,672), at-bats (5,934), runs (986), hits (1,674), extra base hits (662) and RBI (1,016).

Salmon, originally selected in the third round of the 1989 MLB draft, made his Major League debut in 1992. That season, he was named by *Baseball America* as the Minor League Player of the Year. The following campaign, the slugger earned the nod as the A.L. Rookie of the Year batting .283 with an Angels' rookie-record 31 home runs and 95 RBI. Salmon's best season came in 1995 when he posted a slash line of .330/.429/.524 and captured a Silver Slugger Award®. From 1993 to 2000, he had just two OPS lines below .900 and never finished under .860 in that span.

The Kingfish was an integral part of the Halos' World Series crown in 2002, guiding the Club to the playoffs for the first time since 1986. Salmon hit two key home runs in Game 2 of the Fall Classic against San Francisco and batted .346 with a 1.067 OPS in the Series overall. That season, he was also tabbed as *The Sporting News* Comeback Player of the Year as he posted a .286 clip with 48 extra-base hits and 88 RBI.

Salmon played his final game on Oct. 1, 2006, against the Oakland Athletics and exited to a standing ovation from the Halo faithful.



The 2002 World Champion Angels were inducted into the Angels Hall of Fame on Aug. 18, 2012.

En route to capturing the franchise's first World Series title, the 2002 Angels finished with a 99-63 record during the regular season to claim the American League Wild Card and advance to the postseason for the first time since 1986. The Angels sat at 6-14 after 20 games (worst start in club history) but finished the season going 93-49 (.650) over their last 142 games. 43 of the 99 wins came in comeback fashion. The Club finished first in the A.L. with a franchise record .282 average and second with a 3.69 ERA. The Halos also ranked first in the junior circuit with a 2.98 relief ERA.

The offense was paced by team MVP Garret Anderson (.306, 56 2B, 29 HR, 123 RBI), A.L. Comeback Player of the Year Tim Salmon (.286, 22 HR, 88 RBI), Troy Glaus (30 HR, 111 RBI), Darin Erstad (.283, 99 runs, 23 SB) and leadoff man David Eckstein (.293, 107 runs, 21 SB).



On the mound, the starting staff featured Jarrod Washburn (18 wins), Kevin Appier (14 wins), Ramon Ortiz (15 wins) and rookie John Lackey (9 wins). The bullpen was guided by the likes of Troy Percival (40 saves), Brendan Donnelly (2.17 ERA), Ben Weber (2.54 ERA) and late season call-up Francisco Rodriguez. The pitching staff was guided by Gold Glove® catcher Bengie Molina.

In their first post season appearance in 16 years, the Angels defeated the New York Yankees in the Division Series (three games to one) to claim the first playoff series victory in club history. In the League Championship Series, the Halos defeated the Minnesota Twins (four games to one) to claim their first ever A.L. Pennant and earn a spot in the Fall Classic. Second baseman Adam Kennedy was named Most Valuable Player of the series, the second Angel to be named ALCS MVP (also Fred Lynn in 1982 ALCS). Kennedy became the third player in MLB history to hit three home runs in an LCS contest in Game 5.

The All-California World Series matched the Angels with the San Francisco Giants in the 99th edition of the Fall Classic. After the Giants took a 3-2 series lead, the stage was set for one of the more remarkable comebacks in playoff history. In Game 6, the Halos trailed 5-0 with seven outs left in their season until Spiezio's three-run home run brought the Club back into the game. An inning later, the Halos rallied for three more runs, keyed by Glaus' two-run double. The Angels' 6-5 comeback win was the biggest ever by a team facing series elimination.

42 years of waiting for a World Series crown came to a climactic close for Angels' fans on Sunday, Oct. 27, 2002. The Game 7 win was highlighted by Anderson's clutch bases clearing, three-run double in the third inning. Lackey received the win, becoming just the second rookie pitcher to win Game 7 of the World Series. Glaus was named MVP of the 2002 Fall Classic after hitting .385 (10/26) with seven runs, three doubles, three home runs and eight RBI.

The 2002 Angels' season was not ultimately defined by specific numbers or stats, but rather a group of individuals that comprised the true definition of a team.



2002 ANGELS ROSTER

Anderson, Garret (of)	Fasano, Sal (c)	Molina, Jose (c)	Schoeneweis, Scott (lhp)	Manager - Mike Scioscia
Appier, Kevin (rhp)	Figgins, Chone (inf)	Nieves, Jose (inf)	Sele, Aaron (rhp)	Coaches - Joe Maddon
Bellinger, Clay (inf)	Fullmer, Brad (inf)	Ochoa, Alex (of)	Shields, Scot (rhp)	(Bench), Bud Black
Callaway, Mickey (rhp)	Gil, Benji (inf)	Ortiz, Ramon (rhp)	Spiezio, Scott (inf)	(Pitching), Mickey
Cook, Dennis (lhp)	Glaus, Troy (inf)	Palmeiro, Orlando (of)	Wall, Donne (rhp)	Hatcher (Hitting), Ron
DaVanon, Jeff (of)	Kennedy, Adam (inf)	Percival, Troy (rhp)	Washburn, Jarrod (lhp)	Roenicke (Third Base),
Donnelly, Brendan (rhp)	Lackey, John (rhp)	Pote, Lou (rhp)	Weber, Ben (rhp)	Alfredo Griffin (First
Eckstein, David (inf)	Levine, Al (rhp)	Ramirez, Julio (of)	Wise, Matt (rhp)	Base), Bobby Ramos
Erstad, Darin (of)	Lukasiewicz, Mark (rhp)	Rodriguez, Francisco (rhp)	Wooten, Shawn (inf)	(Bullpen) and Orlando
Fabregas, Jorge (c)	Molina, Bengie (c)	Salmon, Tim (of)		Mercado (Bullpen)

* Players that appeared in at least one game with the club



Garret Anderson, one of the most productive offensive players in franchise history, spent 15 of his 17 professional seasons playing for the Angels. He was inducted into the Club's Hall of Fame on Aug. 20, 2016.

A two-time Silver Slugger recipient, three-time All-Star and four-time Angels Team MVP, Anderson remains atop the franchise all-time list in several key offensive categories including games (2,013), at-bats (7,989), runs (1,024), hits (2,368), total bases (3,743), extra-base hits (796), doubles (489) and RBI (1,292). He also ranks second in home runs with 272, trailing only fellow Angels Hall of Famer, Tim Salmon (299).

Following his selection in the fourth round of the 1990 June draft out of Kennedy High School in Granada Hills, CA, Anderson made his Major League debut July 27, 1994 vs. Oakland at the age of 22. He would go on to hit .321 with 19 doubles, 16 home runs and 69 RBI that season and finish second in the American League Rookie of the Year voting.

A key piece in the Club's 2002 title run, Angels' fans will long remember his bases-clearing, three-run double in Game Seven of the 2002 World Series. Anderson completed the 2002 postseason batting a combined .300 with four doubles, two home runs and 13 RBI.

After finishing fourth in A.L. MVP voting in 2002, he returned a year later with another solid All-Star season. During the All-Star game in Chicago, he became the first player since Cal Ripken, Jr. in 1991 to become both the Home Run Derby Champion and MVP of the All-Star Game.



Vladimir Guerrero became the 15th individual inducted into the Angels Hall of Fame on Aug. 26, 2017. No player in Club history had more of an immediate impact than 'Vladdy' in his initial campaign with the Angels in 2004. In that season, Guerrero captured American League MVP honors as he lifted the Halos to their first A.L. West crown since 1986. Vlad became just the second player in Angels' history to garner MVP honors, joining Don Baylor in 1979.

During the 2014 season, Guerrero tied a Club record and led the A.L. with 366 total bases while also pacing the junior circuit with 124 runs. His .337 average remains the highest single-season mark by a right-hander in team annals.

Most impressive during the 2014 campaign were Guerrero's numbers down the stretch. He was named A.L. Player of the Month for September batting .371 with 24 runs, 17 extra-base hits (10 HR) and 23 RBI.

Guerrero remains among the Angels' all-time leaders in several key offensive categories including average (1st, .319), runs (10th, 544), hits (10th, 1,034), total bases (7th, 1,767), extra-base hits (7th, 377), doubles (8th, 194), home runs (6th, 173), RBI (6th, 616), on-base percentage (4th, .381) and slugging percentage (2nd, .526). Guerrero was inducted into the Baseball Hall of Fame, July 29, 2018.



MAJOR LEAGUE BASEBALL





NATIONAL BASEBALL HALL OF FAME AND MUSEUM

25 Main Street, Cooperstown, New York 13326

Phone: (607) 547-7200

Public Relations: (607) 547-0215

E-mail address: info@baseballhall.org

Website: baseballhall.org

Summer Hours: Memorial Day Weekend - Labor Day Weekend: 9 a.m. to 7 p.m.

Regular Hours: 9 a.m. to 5 p.m.

Holiday Closings: Thanksgiving Day, Christmas Day, and New Year's Day.

DIRECTORY: Jane Forbes Clark (Chairman), Josh Rawitch (President), Shilpa Ketharaju (Vice President Finance and Administration/Chief Financial Officer), Sean Gahagan (Vice President, Retail Merchandising & Licensing), Ken Meiffert (Vice President, Sponsorship & Development), Ryan Selzner (Vice President, People and Culture)

PR CONTACTS: Jon Shestakofsky (Vice President, Communications & Education) and Craig Muder (Comm. Director)

HALL OF FAME WEEKEND 2023: July 21-24

Class of 2023: Fred McGriff and Scott Rolen

Awards Presentation: Sat. July 22 Induction: Sun. July 23, 1:30 p.m. ET, Clark Sports Center

ANGELS IN THE HALL OF FAME

Fourteen members of the National Baseball Hall of Fame have worn an Angels uniform, including 2019 electee Lee Smith. The other 13 are Bert Blyleven, Rod Carew, Vladimir Guerrero, Rickey Henderson, Whitey Herzog, Reggie Jackson, Eddie Murray, Frank Robinson, Nolan Ryan, Don Sutton, Hoyt Wilhelm, Dick Williams and Dave Winfield. For more information on Los Angeles/California/Anaheim/Los Angeles Angels of Anaheim in the Hall of Fame, visit the "Hall of Famers" team pages at www.baseballhall.org.

NOTABLE ANGELS ARTIFACTS IN COOPERSTOWN

- Jersey worn by Mike Trout during the 2022 season.
- Bat used by Shohei Ohtani on April 4, 2021, when he started the game on the mound and hit the first pitch he saw as a batter for a home run.
- The caps worn by Taylor Cole and Felix Peña during their combined no-hitter on July 12, 2019.
- Cap worn by 2018 American League Rookie of the Year Shohei Ohtani in his big league pitching debut on April 1, 2018.
- Jersey worn by Albert Pujols on June 3, 2017, when he hit his 600th home run.
- Bat used by Mike Trout in the 2015 All-Star Game, in which he hit a HR and became the first player in history to win the game's MVP Award in back-to-back years.
- Cap worn by Mike Trout when he won the 2014 All-Star Game MVP Award.
- Spikes worn by Albert Pujols when he hit his 500th home run on April 22, 2014.
- Spikes worn by Mike Trout when he became the youngest AL player to hit for the cycle on May 21, 2013.
- Cap and spikes worn by Mike Trout during his 2012 American League Rookie of the Year season.
- Balls from Francisco Rodriguez's 50th, 57th and record 58th save along with a jersey which set the new single season saves mark, on Sept. 13, 2008.
- Cap worn by John Lackey to win Game 7 of the 2002 Series.
- Bat used by Adam Kennedy to hit three home runs in the clinching Game 5 of the 2002 ALCS.
- Entire uniform worn by Rod Carew on Aug. 4, 1985, when he achieved his 3,000th career hit.



Cap worn by 2018 Rookie of the Year Shohei Ohtani on April 1, 2018.

A LOOK AHEAD TO 2024

Ballots for the 2024 Hall of Fame/BBWAA election will be distributed following the 2023 season with results from the voting scheduled to be announced in January 2024. A partial list of first-year candidates for election includes Adrián Beltré, Joe Mauer, Chase Utley and David Wright. Historical information on past BBWAA elections and the election process can be accessed at www.baseballhall.org or by contacting the Hall of Fame Communications department.

CONNECT TO COOPERSTOWN

- For up-to-the-minute news from Cooperstown, visit at www.baseballhall.org. Stay up-to-date on all the activity at the Hall of Fame's official site, on Twitter @baseballhall and through social networking on Facebook, Instagram and YouTube.
- If you would like to receive interesting stories and timely news items direct from the Hall of Fame and get the inside track on the latest happenings in Cooperstown, sign up for *Inside Pitch*. There's no cost to receive our weekly electronic newsletter in your e-mail box at home or work and it's easy to enroll: Just log on to www.baseballhall.org/media/museum-facts.
- If you have an interest in receiving *Around The Horn*, the Hall's monthly media newsletter, please send an e-mail to info@baseballhall.org. Be sure to include your name, name of organization and e-mail address. Or visit www.baseballhall.org/media-info.

RESEARCH ASSISTANCE

The Hall of Fame is pleased to provide assistance in baseball research and members of the media are encouraged to utilize this valuable baseball resource whenever necessary by calling the Public Relations department at (607) 547-0215, or the Library Reference desk at (607) 547-0330.





BALTIMORE ORIOLES
 Oriole Park at Camden Yards
 333 West Camden Street
 Baltimore, MD 21201
 (410) 685-9800
 Seating Capacity: 45,474
 2022 Record:
 83-79 - 4th in A.L. East

Field Manager Brandon Hyde
 Named: . . . Dec. 14, 2018 replacing Buck Showalter
 Home Clubhouse Manager Freddy Tyler
 Visiting Clubhouse Manager Andrew Guinart



CLUB DIRECTORY

Chairman & CEO John P. Angelos
 Executive Vice President & General Manager Mike Elias
 SVP, Community Development & Communications. . . Jennifer Grondahl
 Director, Public Relations Jackie Harig
 Manager, Team Travel. Spenser Clark

ALL-TIME SERIES RESULTS

(Angels Listed First)

Year	Home	Road	Totals	Year	Home	Road	Totals	Year	Home	Road	Totals	Year	Home	Road	Totals
1961	4-6	6-2	10-8	1977	5-0	1-5	6-5	1993	3-3	2-4	5-7	2009	3-1	5-1	8-2
1962	7-2	3-6	10-8	1978	3-2	3-2	6-4	1994	1-5	3-3	4-8	2010	0-3	0-3	0-6
1963	6-3	3-6	9-9	1979	2-4	1-5	3-9	1995	2-5	2-4	4-9	2011	3-0	3-3	6-3
1964	4-5	3-6	7-11	1980	0-6	2-4	2-10	1996	3-3	3-3	6-6	2012	5-2	2-0	7-2
1965	3-5	2-8	5-13	1981	3-3	3-3	6-6	1997	3-2	1-5	4-7	2013	1-3	1-2	2-5
1966	3-6	3-6	6-12	1982	2-4	3-3	5-7	1998	3-3	2-3	5-6	2014	1-2	1-2	2-4
1967	7-4	4-2	11-6	1983	3-3	2-4	5-7	1999	1-5	2-4	3-9	2015	2-1	2-1	4-2
1968	4-5	4-5	8-10	1984	3-3	1-5	4-8	2000	3-3	4-2	7-5	2016	1-2	1-2	2-4
1969	3-3	3-3	6-6	1985	3-3	2-4	5-7	2001	1-2	3-3	4-5	2017	2-1	2-1	4-2
1970	3-3	2-4	5-7	1986	4-2	2-4	6-6	2002	4-2	3-0	7-2	2018	3-0	2-1	5-1
1971	3-3	2-4	5-7	1987	1-5	2-4	3-9	2003	1-2	0-6	1-8	2019	1-3	2-1	3-4
1972	4-2	2-4	6-6	1988	4-2	3-3	7-5	2004	4-2	2-1	6-3	2020	0-0	0-0	0-0
1973	3-3	3-3	6-6	1989	4-2	2-4	6-6	2005	2-1	2-1	4-2	2021	3-0	1-2	4-2
1974	3-3	2-4	5-7	1990	3-3	2-4	5-7	2006	5-1	1-3	6-4	2022	1-2	0-4	1-6
1975	2-4	4-2	6-6	1991	3-3	3-3	6-6	2007	3-1	4-2	7-3	TOTALS	175-172	140-198	315-370
1976	2-4	2-4	4-8	1992	2-4	2-4	4-8	2008	4-2	2-1	6-3				

WON-LOST RECORDS AT STADIUMS

Wrigley Field	4-6	.400	Memorial Stadium	80-126	.388
Dodger Stadium	20-15	.571	Camden Yards	60-72	.455
Anaheim Stadium	94-107	.468			
Angel Stadium	57-44	.564			

Most Runs, Game
 By Angels — 18 (18-6, Sept. 12, 2007 at Camden Yards)
 By Baltimore — 17 (17-3, Aug. 26, 1985 at Anaheim Stadium)

Widest Margin Victory
 By Angels — 13 Runs (13-0, Aug. 25, 1996 at Camden Yards)
 By Baltimore — 14 Runs (17-3, Aug. 26, 1985 at Anaheim Stadium)

Longest Winning Streak
 By Angels — 7 (Aug. 30, 2002 - May 20, 2003)
 By Baltimore — 12 (July 19, 1979★ - Aug. 28, 1980)
 ★Second game of two-night doubleheader

Attendance High
 At Angel Stadium: 44,027, Aug. 5, 2008
 At Anaheim Stadium: 63,073, Apr. 23, 1983
 At Camden Yards: 48,544, July 24, 1999



BOSTON RED SOX

Fenway Park
4 Jersey Street
Boston, MA 02215
(617) 226-6000
Seating Capacity: 37,755
2022 Record:
78-84 – 5th in A.L. East

Field Manager..... Alex Cora
Named: Nov. 6, 2020, replacing Ron Roenicke
Clubhouse Manager Tom McLaughlin
Visiting Clubhouse Manager Pookie Jackson



CLUB DIRECTORY

Chairman Thomas Werner
President & CEO Sam Kennedy
Chief Baseball Officer..... Chaim Bloom
General Manager Brian O'Halloran
Senior VP, Corporate Comm./Chief Communications Officer . . . Zineb Curran
Directors, Baseball Comm. & Media Relations Abby Murphy/Justin Long
Director, Team Travel Mark Cacciatore

ALL-TIME SERIES RESULTS

(Angels Listed First)

Year	Home	Road	Totals	Year	Home	Road	Totals	Year	Home	Road	Totals	Year	Home	Road	Totals
1961	5-4	2-7-1	7-11-1	1977	1-4	2-3	3-7	1993	5-1	0-6	5-7	2009	4-2	1-2	5-4
1962	4-5	8-1	12-6	1978	2-4	0-5	2-9	1994	3-3	2-4	5-7	2010	0-3	1-6	1-9
1963	5-4	3-5	8-9	1979	4-2	3-3	7-5	1995	1-6	2-5	3-11	2011	2-2	0-4	2-6
1964	7-2	2-7	9-9	1980	0-6	3-3	3-9	1996	2-4	2-4	4-8	2012	3-0	3-0	6-0
1965	8-1	5-4	13-5	1981	3-0	1-2	4-2	1997	3-2	3-3	6-5	2013	2-1	1-2	3-3
1966	5-4	4-5	9-9	1982	2-4	3-3	5-7	1998	3-3	3-2	6-5	2014	1-2	4-0	5-2
1967	7-2	1-8	8-10	1983	2-4	4-2	6-6	1999	1-3	0-6	1-9	2015	4-0	1-2	5-2
1968	5-4	4-5	9-9	1984	1-5	2-4	3-9	2000	4-2	1-2	5-4	2016	2-2	1-2	3-4
1969	2-4	2-4	4-8	1985	5-1	2-4	7-5	2001	1-3	3-0	4-3	2017	2-1	2-1	4-2
1970	4-2	3-3	7-5	1986	4-2	3-3	7-5	2002	1-2	2-2	3-4	2018	0-3	0-3	0-6
1971	3-3	3-3	6-6	1987	5-1	3-3	8-4	2003	1-2	2-4	3-6	2019	1-2	2-2	3-4
1972	3-3	1-5	4-8	1988	2-4	2-4	4-8	2004	4-2	0-3	4-5	2020	0-0	0-0	0-0
1973	3-3	2-4	5-7	1989	5-1	3-3	8-4	2005	2-2	2-4	4-6	2021	2-1	1-2	3-3
1974	3-3	5-1	8-4	1990	2-4	3-3	5-7	2006	1-2	2-1	3-3	2022	1-4	2-1	3-5
1975	3-3	3-3	6-6	1991	6-0	2-4	8-4	2007	2-1	2-5	4-6	TOTALS	174-159	141-198-1	315-358-1
1976	3-3	2-4	5-7	1992	1-5	3-3	4-8	2008	3-0	5-1	8-1				

WON-LOST RECORDS AT STADIUMS

Wrigley Field	5-4	.556	Fenway Park	141-198-1	.415
Dodger Stadium	24-12	.667			
Anaheim Stadium	100-97	.508			
Angel Stadium	45-46	.495			

Most Runs, Game By Angels — 21 (21-2, July 2, 2016 at Fenway Park)
By Boston — 17, twice (17-8, May 3, 2010 at Fenway Park & 17-6, May 15, 1996 at Fenway Park)

Widest Margin Victory By Angels — 19 Runs (21-2, July 2, 2016 at Fenway Park)
By Boston — 12 Runs (16-4, July 21, 1984 at Anaheim Stadium)

Longest Winning Streak By Angels — 9, twice (Apr. 23, 2008-Apr. 10, 2009 & May 4, 2011-June 8, 2013)
By Boston — 10 (July 19, 1993-July 4, 1994)

Attendance High At Angel Stadium: 44,822, Apr. 17, 2018
At Anaheim Stadium: 64,223, Oct. 11 & 12, 1986 (ALCS games 4 & 5)
At Fenway Park: 40,025, Apr. 23, 2011





CHICAGO WHITE SOX

Guaranteed Rate Field
333 W. 35th Street
Chicago, IL 60616
(312) 674-1000

Seating Capacity: 40,615
2022 Record:
81-81 – 2nd in A.L. Central

Field Manager Pedro Grifol
Named: Nov. 3, 2022, replacing Tony La Russa
Clubhouse Manager Rob Warren
Visiting Clubhouse Manager Jason Gilliam



CLUB DIRECTORY

Chairman Jerry Reinsdorf
Senior Executive Vice President. Howard Pizer
Executive Vice President Ken Williams
Senior Vice President/General Manager. Rick Hahn
Senior Vice President, Communications. Scott Reifert
Director, Team Travel Ed Cassin

ALL-TIME SERIES RESULTS

(Angels Listed First)

Year	Home	Road	Totals	Year	Home	Road	Totals	Year	Home	Road	Totals	Year	Home	Road	Totals
1961	6-3	2-7	8-10	1977	5-3	3-4	8-7	1993	3-4	4-2	7-6	2009	3-3	1-2	4-5
1962	3-6	5-4	8-10	1978	5-2	3-5	8-7	1994	2-4	3-1	5-5	2010	0-3	2-4	2-7
1963	4-5	4-5	8-10	1979	6-1	3-3	9-4	1995	5-1	5-1	10-2	2011	3-2	3-0	6-2
1964	4-5	4-5	8-10	1980	0-6	3-4	3-10	1996	5-1	1-5	6-6	2012	4-1	1-2	5-3
1965	6-3	0-9	6-12	1981	3-4	3-3	6-7	1997	5-1	1-4	6-5	2013	2-2	2-1	4-3
1966	3-6	5-4	8-10	1982	3-3	5-2	8-5	1998	3-3	2-3	5-6	2014	3-0	2-1	5-1
1967	5-4	2-7	7-11	1983	2-5	1-5	3-10	1999	4-2	1-3	5-5	2015	3-1	0-3	3-4
1968	2-7	6-3	8-10	1984	5-1	3-4	8-5	2000	2-2	2-4	4-6	2016	3-0	2-2	5-2
1969	5-4	4-5	9-9	1985	3-4	5-1	8-5	2001	5-1	1-2	6-3	2017	3-0	1-3	4-3
1970	7-2	5-4	12-6	1986	3-3	4-3	7-6	2002	3-0	3-3	6-3	2018	2-2	3-0	5-2
1971	3-6	5-4	8-10	1987	5-2	3-3	8-5	2003	3-1	0-3	3-4	2019	3-1	2-1	5-2
1972	5-4	2-7	7-11	1988	4-2	5-2	9-4	2004	2-1	3-3	5-4	2020	0-0	0-0	0-0
1973	6-3	2-7	8-10	1989	4-3	4-2	8-5	2005	2-2	4-2	6-4	2021	3-1	2-1	5-2
1974	5-4	5-4-4	10-8-1	1990	1-5	4-3	5-8	2006	1-5	2-1	3-6	2022	2-1	2-2	4-3
1975	4-5	5-4	9-9	1991	4-3	4-2	8-5	2007	1-2	3-3	4-5	TOTALS 209-172 178-198-1 387-370-1			
1976	5-4	6-3	11-7	1992	1-5	2-5	3-10	2008	2-2	3-3	5-5				

WON-LOST RECORDS AT STADIUMS

Wrigley Field	6-3	.667	Old Comiskey Park	110-125-1	.468
Dodger Stadium	17-19	.472	★County Stadium	1-1	.500
Anaheim Stadium	124-112	.252	Guaranteed Rate Field	67-72	.482
Angel Stadium	62-38	.620			

★Angels defeated White Sox, 4-2, May 15, 2002 and lost, 7-1, Apr. 23, 1969

Most Runs, Game
By Angels — 19 (19-0, May 10, 2002 at Angel Stadium)
By Chicago — 17, twice (17-2, May 31, 1978 at Comiskey Park & 17-3, May 25, 2009 at Angel Stadium)

Widest Margin Victory
By Angels — 19 Runs (19-0, May 10, 2002 at Angel Stadium)
By Chicago — 15 Runs (17-2, May 31, 1978 at Comiskey Park)

Longest Winning Streak
By Angels — 8 (May 19-Aug. 15, 1995)
By Chicago — 10, twice (Sept. 26, 1980-May 30, 1981 & June 15, 1983-June 4, 1984)

Attendance High
At Angel Stadium: 44,135, Apr. 30, 2006
At Anaheim Stadium: 49,567, June 20, 1982
At New Comiskey Park: 42,535, Aug. 7, 1993
At Old Comiskey Park: 50,892, June 13, 1982
At Guaranteed Rate Field: 38,685, May 30, 2005



CLEVELAND GUARDIANS

Progressive Field
2401 Ontario Street
Cleveland, OH 44115
(216) 420-4200
Seating Capacity: 34,830
2022 Record:
92-70 – 1st in A.L. Central

Field Manager Terry Francona
Named: . . . Oct. 8, 2012, replacing Sandy Alomar Jr.
Clubhouse Manager Tony Amato
Visiting Clubhouse Manager Willie Jenks



CLUB DIRECTORY

Chairman & CEO Paul J. Dolan
President, Baseball Operations Chris Antonetti
General Manager Mike Chernoff
Vice President, Communications Curt Danburg
Director, Baseball Information & Player Relations Bart Swain
Director, Communications & Player Relations Court Berry-Tripp
Director of Team Travel Mike Seghi

ALL-TIME SERIES RESULTS

(Angels Listed First)

Year	Home	Road	Totals	Year	Home	Road	Totals	Year	Home	Road	Totals	Year	Home	Road	Totals
1961	5-4	3-6	8-10	1977	3-2	3-2	6-4	1993	4-2	1-5	5-7	2009	2-1	2-1	4-2
1962	4-5	5-4	9-9	1978	4-1	2-3	6-4	1994	0-3	0-2	0-5	2010	3-3	1-2	4-5
1963	4-5	4-5	8-10	1979	2-4	4-2	6-6	1995	2-1	1-1	3-2	2011	4-2	2-1	6-3
1964	5-4	4-5	9-9	1980	3-3	1-3	4-6	1996	3-3	1-6	4-9	2012	2-1	2-4	4-5
1965	6-3	3-6	9-9	1981	5-1	2-4	7-5	1997	2-3	5-1	7-4	2013	0-3	2-1	2-4
1966	6-3	4-5	10-8	1982	5-4	3-3	8-4	1998	2-4	2-3	4-7	2014	3-0	2-2	5-2
1967	7-2	7-2	14-4	1983	3-3	5-1	8-4	1999	1-5	0-4	1-9	2015	2-1	0-3	2-4
1968	2-7	5-4	7-11	1984	3-3	5-1	8-4	2000	2-1	1-5	3-6	2016	1-2	0-4	1-6
1969	5-1	3-3	8-4	1985	5-1	3-3	8-4	2001	1-2	4-2	5-4	2017	0-3	0-3	0-6
1970	4-2	2-4	6-6	1986	3-4	3-2	6-6	2002	3-3	3-0	6-3	2018	2-1	1-2	3-3
1971	4-2	4-2	8-4	1987	4-2	3-3	7-5	2003	3-0	3-3	6-3	2019	0-3	0-3	0-6
1972	4-2	4-2	8-4	1988	3-3	5-1	8-4	2004	1-5	3-0	4-5	2020	0-0	0-0	0-0
1973	2-4	3-3	5-7	1989	4-2	1-5	5-7	2005	3-2	2-1	5-3	2021	1-2	0-3	1-5
1974	0-6	3-3	3-9	1990	3-3	4-2	7-5	2006	2-1	3-3	5-4	2022	4-0	0-3	4-3
1975	0-6	3-3	3-9	1991	2-4	5-1	7-5	2007	4-3	1-2	5-4	TOTALS	179-159	154-172	333-331
1976	5-1	2-4	7-5	1992	3-3	3-3	6-6	2008	4-2	1-2	5-4				

WON-LOST RECORDS AT STADIUMS

Wrigley Field	5-4	.556	Cleveland Stadium	112-105	.516
Dodger Stadium	19-17	.528	Progressive Field	41-64	.390
Anaheim Stadium	105-88	.544	★Miller Park	1-2	.333
Angel Stadium	50-50	.500	★★Historic Bowman Field	0-1	.000 (★★ Little League Classic)

★ Series on Apr. 10-12, 2007 moved to Milwaukee due to snow in Cleveland

Most Runs, Game	By Angels — 21 (21-2, Apr. 30, 2002 at Jacobs Field) By Cleveland — 15 (15-3, Apr. 11, 1997 at Jacobs Field)
Widest Margin Victory	By Angels — 19 Runs (21-2, Apr. 30, 2002 at Jacobs Field) By Cleveland — 13 Runs (14-1, Aug. 29, 1970 at Cleveland Stadium)
Longest Winning Streak	By Angels — 7, 3 times (June 9-21, 1964, Aug. 16, 1969-June 6, 1970 & Aug. 18, 2002-Aug. 8, 2003) By Cleveland — 12 (June 12, 2016 - Apr. 2, 2018)
Attendance High	At Angel Stadium: 44,020, July 18, 2006 At Anaheim Stadium: 52,329, July 4, 1993 At Progressive Field: 43,399, Sept. 1, 1999



DETROIT TIGERS
Comerica Park
2100 Woodward Avenue
Detroit, MI 48201
(313) 962-4000
Seating Capacity: 41,083
2022 Record:
66-96 – 4th in A.L. Central

Field Manager A.J. Hinch
Named .Oct. 30, 2020, replacing Lloyd McClendon
Clubhouse Manager Jim Schmakel
Asst. Manager, Visiting Clubhouse Dan Ross



CLUB DIRECTORY

President & CEO Christopher Ilitch
President, Baseball Ops & General Manager Scott Harris
Senior Vice President, Communications Ron Colangelo
Director, Communications Chad Crunk
Director, Team Travel Brian Britten

ALL-TIME SERIES RESULTS

(Angels Listed First)

Year	Home	Road	Totals	Year	Home	Road	Totals	Year	Home	Road	Totals	Year	Home	Road	Totals
1961	3-6	1-8	4-14	1977	1-4	3-2	4-6	1993	2-4	2-4	4-8	2009	3-3	1-2	4-5
1962	4-5	3-6	7-11	1978	1-4	3-3	4-7	1994	1-3	2-1	3-4	2010	2-2	2-4	4-6
1963	3-6	3-6	6-12	1979	2-4	2-4	4-8	1995	2-2	4-0	6-2	2011	2-1	2-2	4-3
1964	5-4	3-6	8-10	1980	1-5	4-2	5-7	1996	5-1	1-5	6-6	2012	3-0	2-5	5-5
1965	5-4	3-6	8-10	1981	2-1	1-2	3-3	1997	4-1	1-5	5-6	2013	3-0	3-0	6-0
1966	3-6	6-3	9-9	1982	2-4	3-3	5-7	1998	4-1	4-2	8-3	2014	3-1	1-2	4-3
1967	5-4	3-6	8-10	1983	2-4	2-4	4-8	1999	2-2	3-3	5-5	2015	4-0	2-1	6-1
1968	3-6	2-7	5-13	1984	1-5	3-3	4-8	2000	3-3	2-2	5-5	2016	2-1	2-1	4-2
1969	4-2	1-5	5-7	1985	4-2	4-2	8-4	2001	2-1	3-3	5-4	2017	2-2	2-1	4-3
1970	2-4	4-2	6-6	1986	4-2	3-3	7-5	2002	5-1	3-0	8-1	2018	3-0	1-3	4-3
1971	4-2	2-4	6-6	1987	2-4	1-5	3-9	2003	3-0	3-1	6-1	2019	1-2	2-1	3-3
1972	3-3	2-4	5-7	1988	3-3	2-4	5-7	2004	5-1	2-1	7-2	2020	0-0	0-0	0-0
1973	4-2	3-3	7-5	1989	6-0	5-1	11-1	2005	4-3	2-1	6-4	2021	3-1	3-0	6-1
1974	4-2	1-5	5-7	1990	3-3	2-4	5-7	2006	2-1	3-2	5-3	2022	2-1	1-2	3-3
1975	3-3	3-2	6-5	1991	3-3	2-4	5-7	2007	4-1	1-2	5-3	TOTALS	183-151	149-184	332-335
1976	4-2	2-4	6-6	1992	4-2	3-3	7-5	2008	2-1	4-2	6-3				

WON-LOST RECORDS AT STADIUMS

Wrigley Field	3-6	.333	Tiger Stadium	102-146	.411
Dodger Stadium	17-19	.472	Comerica Park	47-38	.553
Anaheim Stadium	94-97	.492			
Angel Stadium	69-29	.704			

Most Runs, Game
By Angels — 15 (15-1, May 9, 1981 at Anaheim Stadium)
By Detroit — 15, three times (15-3, June 28, 1966 at Anaheim Stadium, 15-6, July 31, 1980 at Tiger Stadium, & 15-2, May 12, 1987 at Tiger Stadium)

Widest Margin Victory
By Angels — 14 Runs (15-1, May 9, 1981 at Anaheim Stadium)
By Detroit — 13 Runs (15-2, May 12, 1987 at Tiger Stadium)

Longest Winning Streak
By Angels — 14 (May 8, 2002-Aug. 23, 2003)
By Detroit — 11 (June 17, 1979-May 30, 1980)

Attendance High
At Angel Stadium: 44,311, May 12, 2017
At Anaheim Stadium: 59,502, June 8, 1991
At Tiger Stadium: 52,682, June 14, 1970
At Comerica Park: 42,068, Apr. 26, 2008



HOUSTON ASTROS

Minute Maid Park
501 Crawford Street
Houston, TX 77002
(713) 259-8000
Seating Capacity: 41,168
2022 Record:
106-56 – 1st in A.L. West
WORLD SERIES CHAMPIONS

Field Manager Dusty Baker
Named: Jan. 29, 2020, replacing AJ Hinch
Clubhouse Manager. Carl Schneider
Visiting Clubhouse Manager Steve Perry



CLUB DIRECTORY

Owner & Chairman Jim Crane
General Manager Dana Brown
Senior Vice President, Marketing and Communications . . . Anita Sehgal
Vice President, Communications Gene Dias

ALL-TIME SERIES RESULTS

(Angels Listed First)

Year	Home	Road	Totals	Year	Home	Road	Totals
2004	0-0	1-2	1-2	2018	2-7	4-6	6-13
2007	2-1	0-0	2-1	2019	3-7	2-7	5-14
2013	3-7	6-3	9-10	2020	5-2	1-2	6-4
2014	8-2	4-5	12-7	2021	3-6	3-7	6-13
2015	6-4	3-6	9-10	2022	3-7	3-6	6-13
2016	3-6	3-7	6-13	TOTALS	41-55	34-57	75-112
2017	3-6	4-6	7-12				

WON-LOST RECORDS AT STADIUMS

Angel Stadium	41-53	.447	Minute Maid Park	34-57	.374
★Estadio de Béisbol Monterrey	0-2	.000			

★ MLB Mexico Series (May 4-5, 2019)

Most Runs, Game
By Angels — 14 (14-5, July 22, 2018 at Angel Stadium)
By Houston — 16 (Apr. 24, 2021 at Minute Maid Park)

Widest Margin Victory
By Angels — 10 Runs (11-1, Apr. 4, 2014 at Minute Maid Park)
By Houston — 14 Runs (16-2, Apr. 24, 2021 at Minute Maid Park)

Longest Winning Streak
By Angels — 6 (Aug. 25-Apr. 5, 2021)
By Houston — 11 (May 28-July 24, 2016)

Attendance High
At Angel Stadium: 44,264, July 21, 2018
At Minute Maid Park: 43,264, Sept. 21, 2019

MLB KANSAS CITY ROYALS



KANSAS CITY ROYALS
Kauffman Stadium
One Royal Way
Kansas City, MO 64129
(816) 921-8000
Seating Capacity: 37,903
2022 Record:
65-97 – 5th in A.L. Central

Field Manager Matt Quatraro
Named: . . Oct. 30, 2022, replacing Mike Matheny
Manager, Equipment Patrick Gorman
Sr. Director, Clubhouse Operations . . Chuck Hawke



CLUB DIRECTORY

Chairman & CEO John Sherman
Executive Vice President/General Manager J.J. Picollo
Vice President, Communications Sam Mellinger
Vice President, Major League Team Operations Jeff Davenport

ALL-TIME SERIES RESULTS

(Angels Listed First)

Year	Home	Road	Totals	Year	Home	Road	Totals	Year	Home	Road	Totals
1969	5-4	4-5	9-9	1988	1-6	4-2	5-8	2007	0-3	2-2	2-5
1970	5-4	5-4	10-8	1989	3-3	1-6	4-9	2008	1-1	2-1	3-2
1971	2-7	6-3	8-10	1990	3-4	4-2	7-6	2009	3-0	6-1	9-1
1972	5-4	4-2	9-6	1991	5-1	4-3	9-4	2010	4-2	3-1	7-3
1973	5-4	5-4	10-8	1992	5-2	3-3	8-5	2011	1-2	2-5	3-7
1974	3-6	5-4	8-10	1993	3-3	3-4	6-7	2012	3-3	2-1	5-4
1975	1-8	3-6	4-14	1994	5-2	1-2	6-4	2013	1-2	4-0	5-2
1976	4-5	4-5	8-10	1995	1-5	4-2	5-7	2014	2-1	1-2	3-3
1977	1-6	5-3	6-9	1996	1-6	3-2	4-8	2015	0-3	1-3	1-6
1978	6-2	3-4	9-6	1997	3-3	3-2	6-5	2016	3-0	2-1	5-1
1979	2-4	5-2	7-6	1998	2-3	4-2	6-5	2017	1-3	0-3	1-6
1980	3-4	2-4	5-8	1999	3-3	4-2	7-5	2018	3-0	3-1	6-1
1981	0-3	0-3	0-6	2000	4-2	2-4	6-6	2019	2-1	2-1	4-2
1982	6-1	1-5	7-6	2001	5-1	0-3	5-4	2020	0-0	0-0	0-0
1983	2-4	4-3	6-7	2002	3-0	3-3	6-3	2021	3-0	1-2	4-2
1984	3-4	3-3	6-7	2003	4-3	2-0	6-3	2022	1-2	2-1	3-3
1985	2-4	2-5	4-9	2004	3-0	4-0	7-0	TOTALS	150-154	157-140	307-294
1986	5-2	3-3	8-5	2005	4-2	3-0	7-2				
1987	1-5	4-3	5-8	2006	3-1	4-2	7-3				

WON-LOST RECORDS AT STADIUMS

Anaheim Stadium	91-116	.450	Municipal Stadium	19-14	.576
Angel Stadium	59-38	.608	Kauffman Stadium	140-127	.524

Most Runs, Game
By Angels — 21 (21-6, Aug. 25, 2004 at Angel Stadium)
By Kansas City — 18 (18-3, Aug. 10, 1996 at Anaheim Stadium)

Widest Margin Victory
By Angels — 15 Runs, twice (18-3, Sept. 18, 1986 at Anaheim Stadium & 21-6, Aug. 25, 2004 at Angel Stadium)
By Kansas City — 15 Runs (18-3, Aug. 10, 1996 at Anaheim Stadium)

Longest Winning Streak
By Angels — 9, twice (Oct. 4, 1991-Aug. 4, 1992; 1st game & May 8-Sept. 6, 2009)
By Kansas City — 12 (May 1-Sept. 12, 1975; 2nd Game)

Attendance High
At Angel Stadium: 44,489, Apr. 10, 2015
At Anaheim Stadium: 63,132, July 4, 1983
At Kauffman Stadium: 41,451, June 30, 1979



MINNESOTA TWINS

Target Field
1 Twins Way
Minneapolis, MN 55403
(612) 659-3400
Seating Capacity: 38,544
2022 Record:
78-84 – 3rd in A.L. Central

Field Manager Rocco Baldelli
Named: Oct. 25, 2018, replacing Paul Molitor
Equipment Manager Rod McCormick
Visiting Clubhouse Manager Marcus McKenzie



CLUB DIRECTORY

Owner Carl R. Pohlad Family
Executive Chair Jim Pohlad
President & CEO Dave St. Peter
Senior Vice President, General Manager Thad Levine
Vice President, Communications & Content Dustin Morse
Senior Director, Team Travel Mike Herman

ALL-TIME SERIES RESULTS

(Angels Listed First)															
Year	Home	Road	Totals	Year	Home	Road	Totals	Year	Home	Road	Totals	Year	Home	Road	Totals
1961	5-4	3-5	8-9	1977	5-2	2-6	7-8	1993	3-3	1-6	4-9	2009	3-1	3-3	6-4
1962	3-6	6-3	9-9	1978	6-2	6-1	12-3	1994	1-2	2-1	3-3	2010	1-3	1-2	2-5
1963	4-5	5-4	9-9	1979	4-2	5-2	9-4	1995	4-2	4-3	8-5	2011	4-2	2-1	6-3
1964	5-4	7-2	12-6	1980	5-2	2-4	7-6	1996	3-3	1-5	4-8	2012	3-0	3-3	6-3
1965	5-4	4-5	9-9	1981	1-1	2-2	3-3	1997	2-3	2-4	4-7	2013	1-2	0-3	1-5
1966	6-3	5-4	11-7	1982	4-3	3-3	7-6	1998	2-3	4-2	6-5	2014	3-0	4-0	7-0
1967	3-6	4-5	7-11	1983	1-5	5-2	6-7	1999	3-3	3-1	6-4	2015	2-1	3-1	5-2
1968	3-6	4-5	7-11	1984	2-5	2-4	4-9	2000	2-2	5-1	7-3	2016	2-1	0-3	2-4
1969	4-5	3-6	7-11	1985	4-2	5-2	9-4	2001	2-4	1-2	3-6	2017	1-3	1-2	2-5
1970	3-6	5-4	8-10	1986	4-3	3-3	7-6	2002	1-2	3-3	4-5	2018	2-2	2-1	4-3
1971	4-5	8-1	12-6	1987	4-2	4-3	8-5	2003	4-2	1-2	5-4	2019	0-3	1-2	1-5
1972	5-4	2-4	7-8	1988	2-5	2-4	4-9	2004	2-1	3-3	5-4	2020	0-0	0-0	0-0
1973	5-4	5-4	10-8	1989	5-1	6-1	11-2	2005	2-1	4-3	6-4	2021	2-1	3-1	5-2
1974	6-3	2-7	8-10	1990	6-1	3-3	9-4	2006	2-1	2-1	4-2	2022	2-1	2-1	4-2
1975	4-5	4-5	8-10	1991	3-3	5-2	8-5	2007	5-1	1-2	6-3	TOTALS	191-176	193-178	384-354
1976	3-6	5-4	8-10	1992	1-6	1-5	2-11	2008	2-2	3-1	5-3				

WON-LOST RECORDS AT STADIUMS

Wrigley Field	5-4	.556	Metropolitan Stadium	93-86	.520
Dodger Stadium	17-19	.472	The Metrodome	78-72	.520
Anaheim Stadium	116-111	.511	Target Field	22-20	.524
Angel Stadium	53-42	.558			

Most Runs, Game
By Angels — 17 (17-0, Apr. 23, 1980 at Metropolitan Stadium)
By Minnesota — 16 (16-7, May 23, 2019; at Angel Stadium)

Widest Margin Victory
By Angels — 17 Runs (17-0, Apr. 23, 1980 at Metropolitan Stadium)
By Minnesota — 12 Runs (13-1, Apr. 20, 1990 at The Metrodome)

Longest Winning Streak
By Angels — 9 (June 24-July 22, 2015)
By Minnesota — 9 (Aug. 10, 1966-May 21, 1967)

Attendance High
At Angel Stadium: 44,064, Aug. 11, 2007
At Anaheim Stadium: 61,640, Apr. 17, 1982
At The Metrodome: 52,625, Oct. 1, 1988
At Target Field: 40,966, Aug. 21, 2010





NEW YORK YANKEES
 Yankee Stadium
 One East 161st Street
 Bronx, NY 10451
 (718) 293-6000
 Seating Capacity: 46,537
 2022 Record:
 99-63 – 1st in A.L. East

Field Manager Aaron Boone
 Named: Dec. 1, 2017, replacing Joe Girardi
 Equipment Manager Rob Cucuzza
 Clubhouse Manager Lou Cucuzza Jr.



CLUB DIRECTORY

Managing General Partner/Co-Chairperson Hal Steinbrenner
 Senior Vice President, General Manager Brian Cashman
 Vice President, Communications & Media Relations Jason Zillo
 Director, Team Travel & Player Services Ben Tuliebitz

ALL-TIME SERIES RESULTS

(Angels Listed First)

Year	Home	Road	Totals	Year	Home	Road	Totals	Year	Home	Road	Totals	Year	Home	Road	Totals
1961	6-3	0-9	6-12	1977	3-3	1-4	4-7	1993	4-2	2-4	6-6	2009	4-2	1-3	5-5
1962	4-5	4-5	8-10	1978	3-2	2-3	5-5	1994	1-5	3-3	4-8	2010	2-1	2-3	4-4
1963	3-6	2-7	5-13	1979	5-1	2-4	7-5	1995	5-1	2-4	7-5	2011	3-3	1-2	4-5
1964	4-5	3-6	7-11	1980	2-4	0-6	2-10	1996	4-3	3-3	7-6	2012	2-1	2-4	4-5
1965	4-5	2-7	6-12	1981	2-2	0-0	2-2	1997	2-5	2-2	4-7	2013	2-1	1-3	3-4
1966	5-4	6-3	11-7	1982	4-2	3-3	7-5	1998	3-2	3-3	6-5	2014	1-2	1-2	2-4
1967	6-3	3-6	9-9	1983	4-2	1-5	5-7	1999	2-2	4-2	6-4	2015	2-1	0-3	2-4
1968	3-6	3-6	6-12	1984	4-2	4-2	8-4	2000	3-3	2-2	5-5	2016	1-2	0-4	1-6
1969	3-3	0-6	3-9	1985	2-4	1-5	3-9	2001	2-1	2-2	4-3	2017	2-1	2-1	4-2
1970	2-4	3-3	5-7	1986	4-2	3-3	7-5	2002	2-2	1-2	3-4	2018	0-3	1-2	1-5
1971	4-2	2-4	6-6	1987	1-5	2-4	3-9	2003	1-5	2-1	3-6	2019	1-3	1-2	2-5
1972	2-4	2-4	4-8	1988	3-3	3-3	6-6	2004	1-2	4-2	5-4	2020	0-0	0-0	0-0
1973	4-2	2-4	6-6	1989	5-1	1-5	6-6	2005	3-1	3-3	6-4	2021	2-1	2-2	4-3
1974	2-4	1-5	3-9	1990	3-3	3-3	6-6	2006	4-2	2-2	6-4	2022	2-1	0-3	2-4
1975	4-2	3-3	7-5	1991	2-4	4-2	6-6	2007	2-1	4-2	6-3	TOTALS	177-164	127-209	304-373
1976	1-5	4-2	5-7	1992	5-1	2-4	7-5	2008	5-1	2-2	7-3				

WON-LOST RECORDS AT STADIUMS

Wrigley Field	6-3	.667	Yankee Stadium (1923-73)	32-70	.314
Dodger Stadium	15-21	.417	Shea Stadium	4-9	.308
Anaheim Stadium	104-96	.520	Yankee Stadium (1976-2008)	77-96	.445
Angel Stadium	52-44	.542	Yankee Stadium (2009-present)	14-34	.292

Most Runs, Game
 By Angels — 18 (18-9, Aug. 21, 2007 at Angel Stadium)
 By New York — 17 (17-6, Aug. 20, 1996 at Yankee Stadium)

Widest Margin Victory
 By Angels — 13 Runs (15-2, May 25, 1995 at Anaheim Stadium)
 By New York — 12 Runs, twice (15-3, Aug. 14, 1977 at Yankee Stadium & 12-0, July 8, 2007 at Yankee Stadium)

Longest Winning Streak
 By Angels — 5, four times (Aug. 4-31, 1966, May 18-29, 1984, May 23-June 3, 1995 & Apr. 27-July 23, 2005)
 By New York — 7, twice (Aug. 23, 1980-May 4, 1981 & July 1, 2015-Aug. 20, 2016)


Attendance High
 At Angel Stadium: 44,649, Apr. 28, 2018
 At Anaheim Stadium: 61,066, May 17, 1985
 At Yankee Stadium: 60,108, June 3, 1973
 At New Yankee Stadium: 49,970, May 2, 2009



OAKLAND ATHLETICS

Oakland Coliseum
7000 Coliseum Way
Oakland, CA 94621
(510) 638-4900
Seating Capacity: 48,592
2022 Record:
60-102 – 5th in A.L. West

Field Manager Mark Kotsay
Named: Dec. 21, 2021, replacing Bob Melvin
Equipment Operations Director Matt Weiss
Visiting Clubhouse Manager Mike Thalburn



CLUB DIRECTORY

Owner & Managing Partner John Fisher
President David Kaval
Senior Advisor to the Managing Partner Billy Beane
General Manager David Forst
Vice President, Marketing & Communications Catherine Aker
Director, Baseball Communications Mark Ling
Director of Team Travel Mickey Morabito

ALL-TIME SERIES RESULTS

(Angels Listed First)

Year	Home	Road	Totals	Year	Home	Road	Totals	Year	Home	Road	Totals	Year	Home	Road	Totals
1961★	6-3	3-6	9-9	1977	4-4	1-6	5-10	1994	3-3	0-3	3-6	2011	5-5	3-6	8-11
1962★	6-3	6-3	12-6	1978	4-3	5-3	9-6	1995	5-2	1-5	6-7	2012	3-7	6-3	9-10
1963★	4-5	4-5	8-10	1979	5-2	5-1	10-3	1996	2-4	4-3	6-7	2013	4-5	4-6	8-11
1964★	5-4	7-2	12-6	1980	2-4	1-6	3-10	1997	5-1	6-0	11-1	2014	7-3	3-6	10-9
1965★	6-3	7-2	13-5	1981	0-4	2-4	2-8	1998	3-3	2-4	5-7	2015	6-4	5-4	11-8
1966★	6-3	3-6	9-9	1982	5-1	4-3	9-4	1999	5-1	3-3	8-4	2016	6-4	6-3	12-7
1967★	9-0	5-4	14-4	1983	3-4	2-4	5-8	2000	3-3	2-5	5-8	2017	7-2	5-5	12-7
KC Total	42-21	35-28	77-49	1984	2-4	5-2	7-6	2001	3-7	3-7	6-14	2018	5-4	5-5	10-9
1968	3-6	2-7	5-13	1985	4-3	2-4	6-7	2002	6-4	3-7	10-10	2019	3-6	3-7	6-13
1969	4-5	2-7	6-12	1986	5-1	5-2	10-3	2003	5-5	3-7	8-12	2020	2-1	2-5	4-6
1970	4-5	4-5	8-10	1987	2-5	4-2	6-7	2004	5-5	5-4	10-9	2021	2-8	2-7	4-15
1971	2-7	5-4	7-11	1988	3-3	1-6	4-9	2005	5-4	5-5	10-9	2022	6-3	6-4	12-7
1972	4-5	4-5	8-10	1989	3-4	2-4	5-8	2006	4-5	7-3	11-8	OAK Total	212-227	190-251	402-478
1973	2-7	4-5	6-12	1990	1-5	3-4	4-9	2007	5-5	4-5	9-10	TOTALS	254-248	225-279	479-527
1974	4-5	2-7	6-12	1991	1-6	0-6	1-12	2008	5-5	5-4	10-9				
1975	4-5	3-6	7-11	1992	3-3	2-5	5-8	2009	4-6	8-1	12-7				
1976	3-6	3-6	6-12	1993	4-3	2-4	6-7	2010	7-2	4-6	11-8				

★ Kansas City Athletics

WON-LOST RECORDS AT STADIUMS

Wrigley Field	6-3	.667	Municipal Stadium (K.C.)	35-28	.556
Dodger Stadium	21-15	.583	Oakland Coliseum	190-251	.431
Anaheim Stadium	111-123	.474			
Angel Stadium	116-107	.520			

Most Runs, Game
By Angels — 18 (18-2, July 25, 1964 at Municipal Stadium)
By Oakland — 21 (21-3, Sept. 20, 2018 at Oakland Coliseum)

Widest Margin Victory
By Angels — 16 Runs (18-2, July 25, 1964 at Municipal Stadium)
By Oakland — 18 Runs (21-3, Sept. 20, 2018 at Oakland Coliseum)

Longest Winning Streak
By Angels — 12 (Sept. 18, 1996-Sept. 17, 1997)
By Oakland — 10, twice (May 26-Sept. 3, 1974 & Apr. 26, 1991-Apr. 20, 1992)

Attendance High
At Angel Stadium: 44,252, July 25, 2007
At Anaheim Stadium: 61,696, Aug. 11, 1989
At Municipal Stadium: 25,869, June 16, 1961
At Oakland Coliseum: 55,601, July 5, 2003



SEATTLE MARINERS

T-Mobile Park
1250 First Ave. S.
Seattle, WA 98134
(206) 346-4000
Seating Capacity: 47,480
2022 Record:
90-72 – 2nd in A.L. West

Field Manager Scott Servais
Named: . Oct. 26, 2015, replacing Lloyd McClendon
Home Clubhouse Attendants . . . Chris DeWitt/Joe Van Vleck
Visitors Clubhouse Manager Jeff Bopp



CLUB DIRECTORY

Chairman & Managing Partner John Stanton
President, Business Operations Catie Griggs
President, Baseball Operations Jerry Dipoto
Executive Vice President & GM, Baseball Ops Justin Hollander
Director, Major League Operations Jack Mosimann
Senior Vice President, Marketing & Communications . . . Kevin Martinez
Vice President, Communications Tim Hevly

ALL-TIME SERIES RESULTS

(Angels Listed First)

Year	Home	Road	Totals	Year	Home	Road	Totals	Year	Home	Road	Totals
1977	3-4	6-2	9-6	1994	1-5	1-2	2-7	2011	8-2	4-5	12-7
1978	5-3	4-3	9-6	1995	4-2	3-4	7-6	2012	4-5	7-3	11-8
1979	3-3	4-3	7-6	1996	4-3	1-5	5-8	2013	7-2	4-6	11-8
1980	6-1	5-1	11-2	1997	4-2	2-4	6-6	2014	4-6	3-6	7-12
1981	2-1	4-3	6-4	1998	5-1	4-2	9-3	2015	7-2	5-5	12-7
1982	6-1	4-2	10-3	1999	3-3	3-3	6-6	2016	3-7	5-4	8-11
1983	4-2	2-5	6-7	2000	3-4	2-4	5-8	2017	6-3	6-4	12-7
1984	5-2	4-2	9-4	2001	1-8	3-7	4-15	2018	5-5	3-6	8-11
1985	3-1	6-3	9-4	2002	5-5	4-5	9-10	2019	5-5	5-4	10-9
1986	6-1	2-4	8-5	2003	4-5	4-6	8-11	2020	3-4	2-1	5-5
1987	4-2	3-4	7-6	2004	6-4	7-3	13-7	2021	4-6	4-5	8-11
1988	2-5	4-2	6-7	2005	3-6	6-3	9-9	2022	4-6	6-3	10-9
1989	3-3	4-3	7-6	2006	5-5	5-4	10-9	TOTALS	198-161	189-167	387-328
1990	4-3	1-5	5-8	2007	7-3	6-3	13-6				
1991	1-5	5-2	6-7	2008	7-2	7-3	14-5				
1992	3-4	4-2	7-6	2009	5-4	5-5	10-9				
1993	3-3	3-4	6-7	2010	8-2	7-2	15-4				

WON-LOST RECORDS AT STADIUMS

Anaheim Stadium	76-56	.576	The Kingdom	78-68	.534
Angel Stadium	122-108	.522	T-Mobile Park	111-99	.529
Most Runs, Game	By Angels — 18 (18-3, May 21, 1997 at Anaheim Stadium) By Seattle — 21 (21-9, Sept. 30, 2000 at Angel Stadium)				
Widest Margin Victory	By Angels — 15 Runs (18-3, May 21, 1997 at Anaheim Stadium) By Seattle — 14 Runs (14-0, Aug. 7, 1987 at The Kingdom)				
Longest Winning Streak	By Angels — 8, twice (May 4, 1980-Apr. 9, 1981 & May 29-July 17, 2010) By Seattle — 8 (Oct. 2, 2001-Apr. 23, 2002)				
Attendance High	At Angel Stadium: 44,644, July 1, 2017 At Anaheim Stadium: 59,860, Apr. 21, 1985 At The Kingdom: 57,762, Apr. 6, 1977 At Safeco Field: 46,142, Apr. 6, 2004				



TAMPA BAY RAYS
Tropicana Field
One Tropicana Drive
St. Petersburg, FL, 33705
(727) 825-3242
Seating Capacity: 25,025
2022 Record
86-76 – 3rd in A.L. East

Field ManagerKevin Cash
Named: Dec. 5, 2014, Replacing Joe Maddon
Home Clubhouse & Equipment Manager... Tyler Wall
Visiting Clubhouse Manager Brandon Richesin



CLUB DIRECTORY

Principal Owner.....Stuart Sternberg
President Brian Auld
President Matt Silverman
President, Baseball Operations Erik Neander
SVP & General Manager, Baseball Operations Peter Bendix
Director, Team Travel & Logistics Chris Westmoreland

ALL-TIME SERIES RESULTS

(Angels Listed First)

Year	Home	Road	Totals	Year	Home	Road	Totals
1998	2-4	4-1	6-5	2011	0-3	4-1	4-4
2000	4-2	3-3	7-5	2012	1-6	0-3	1-9
2000	4-2	2-4	6-6	2013	2-2	2-1	4-3
2001	2-1	5-1	7-2	2014	3-1	2-1	5-2
2002	5-1	3-0	8-1	2015	1-2	2-1	3-3
2003	2-1	4-2	6-3	2016	0-3	3-1	3-4
2004	4-0	2-1	6-1	2017	1-2	2-2	3-4
2005	4-2	0-3	4-5	2018	1-3	0-3	1-6
2006	3-0	4-2	7-2	2019	1-2	2-2	3-4
2007	5-0	1-2	6-2	2020	0-0	0-0	0-0
2008	2-1	1-5	3-6	2021	0-4	1-2	1-6
2009	3-0	1-2	4-2	2022	2-1	0-4	2-5
2010	2-4	2-1	4-5	TOTALS	54-47	50-48	104-95

WON-LOST RECORDS AT STADIUMS

Angel Stadium	54-47	.535	Tropicana Field	50-48	.510
Most Runs, Game	By Angels — 15 (15-6, July 26, 2006 at Tropicana Field) By Tampa Bay — 13 (13-4, June 9, 2008 at Angel Stadium)				
Widest Margin Victory	By Angels — 12 Runs (12-0, May 10, 2022 at Angel Stadium) By Tampa Bay — 10 Runs, three times (11-1, June 11, 2009 at Tropicana Field, 13-3, June 26, 2021 at Tropicana Field, & 11-1, Aug. 22, 2022 at Tropicana Field)				
Longest Winning Streak	By Angels — 6 (June 6-July 24, 2006) By Tampa Bay — 6, three times (June 6, 2011-Apr. 26, 2012, July 28-Aug. 19, 2012 & May 3-June 26, 2021)				
Attendance High	At Angel Stadium: 44,125, July 15, 2006 At Tropicana Field: 33,395, Apr. 25, 1998				





TEXAS RANGERS

Globe Life Field
734 Stadium Drive
Arlington, TX 76011
(817) 273-5222
Seating Capacity: 40,518
2022 Record:
68-94 – 4th in A.L. West

Field Manager Bruce Bochy
Named: . . . Oct. 21, 2022, replacing Tony Beasley
Clubhouse Manager Brandon Boyd
Visiting Clubhouse Manager . . . Mason McKenna



CLUB DIRECTORY

Managing Partner & Majority Owner Ray Davis
Executive Vice President & General Manager Chris Young
Vice President, Media Relations Rich Rice
Director, Travel Josh Shelton

ALL-TIME SERIES RESULTS

(Angels Listed First)

Year	Home	Road	Totals	Year	Home	Road	Totals	Year	Home	Road	Totals
1972	6-2	4-5	10-7	1990	4-2	4-3	8-5	2008	5-5	7-2	12-7
1973	7-2	4-5	11-7	1991	3-4	2-4	5-8	2009	5-5	3-6	8-11
1974	5-4	4-5	9-9	1992	4-2	5-2	9-4	2010	6-3	3-7	9-10
1975	5-4	4-5	9-9	1993	4-3	2-4	6-7	2011	3-7	4-5	7-12
1976	6-3	6-3	12-6	1994	2-1	4-3	6-4	2012	5-4	5-5	10-9
1977	4-4	1-6	5-10	1995	4-3	2-4	6-7	2013	3-6	1-9	4-15
1978	4-3	1-7	5-10	1996	2-4	2-5	4-9	2014	5-4	9-1	14-5
1979	4-3	1-5	5-8	1997	3-3	5-1	8-4	2015	5-4	7-3	12-7
1980	5-1	6-1	11-2	1998	2-4	3-3	5-7	2016	6-4	3-6	9-10
1981	1-2	1-2	2-4	1999	3-3	3-3	6-6	2017	4-6	4-5	8-11
1982	5-1	3-4	8-5	2000	3-3	4-2	7-5	2018	7-2	6-4	13-6
1983	3-4	3-3	6-7	2001	5-5	2-7	7-12	2019	6-3	3-7	9-10
1984	1-5	4-3	5-8	2002	7-2	5-5	12-7	2020	3-1	1-5	4-6
1985	5-2	4-2	9-4	2003	6-4	3-6	9-10	2021	5-4	6-4	11-8
1986	4-2	4-3	8-5	2004	4-5	5-5	9-10	2022	5-4	4-6	9-10
1987	2-5	3-3	5-8	2005	8-1	7-3	15-4	TOTALS	224-170	192-214	416-384
1988	4-2	4-3	8-5	2006	6-4	5-4	11-8				
1989	4-3	2-4	6-7	2007	6-3	4-6	10-9				

★ Angels went 87-93 vs. Rangers franchise when they played as Washington Senators from 1961-71.

WON-LOST RECORDS AT STADIUMS

Anaheim Stadium	101-74	.577	Arlington Stadium	72-82	.468
Angel Stadium	116-94	.552	Globe Life Park	103-113	.477
			Globe Life Field	11-15	.423
Most Runs, Game	By Angels — 20 (20-4, June 29, 1995 at The Ballpark in Arlington) By Texas — 18, three times (18-2, June 17, 1993 at Anaheim Stadium, 18-4, June 30, 1999 at Angel Stadium & 18-5, June 30, 2005 at Rangers Ballpark)				
Widest Margin Victory	By Angels — 16 Runs (20-4, June 29, 1995 at The Ballpark in Arlington) By Texas — 16 Runs (18-2, June 17, 1993 at Anaheim Stadium)				
Longest Winning Streak	By Angels — 9, twice (Oct. 5, 1985-Sept. 26, 1986 & June 20-Aug. 16, 2014) By Texas — 7, twice (Sept. 11, 1987-June 6, 1988 & Apr. 24-Aug. 7, 2013)				
Attendance High	At Angel Stadium: 44,603, June 2, 2018 At Anaheim Stadium: 62,390, July 4, 1989 At Globe Life Park: 50,370, Apr. 9, 2004 At Globe Life Field: 34,493, April 16, 2022				



TORONTO BLUE JAYS
Rogers Centre
1 Blue Jays Way
Toronto, Ontario, Canada M5V 1J1
(416) 341-1000
Seating Capacity: 49,286
2022 Record:
92-70 – 2nd in A.L. East

Field Manager John Schneider
Named: . July 13, 2022, replacing Charlie Montoyo
Director, Team Travel & Clubhouse Ops . . Michael Shaw
Senior Manager, Visiting Clubhouse . . Kevin Malloy



CLUB DIRECTORY

Chairman. Edward Rogers
President and CEO. Mark Shapiro
Executive VP, Baseball Operations & General Manager Ross Atkins
VP, Communications & Baseball Media Andrea Goldstein
Director, Communications Jessica Beard

ALL-TIME SERIES RESULTS

(Angels Listed First)

Year	Home	Road	Totals	Year	Home	Road	Totals	Year	Home	Road	Totals
1977	2-3	4-1	6-4	1993	3-3	1-5	4-8	2009	1-1	3-3	4-4
1978	4-1	3-2	7-3	1994	2-2	1-2	3-4	2010	3-3	3-0	6-3
1979	4-2	3-3	7-5	1995	3-1	5-1	8-2	2011	2-1	3-4	5-5
1980	1-5	2-4	3-9	1996	5-1	2-4	7-5	2012	2-2	2-2	4-4
1981	3-3	3-3	6-6	1997	4-2	2-3	6-5	2013	3-1	3-0	6-1
1982	5-1	3-3	8-4	1998	2-3	2-4	4-7	2014	2-1	3-1	5-2
1983	2-4	2-4	4-8	1999	3-3	0-6	3-9	2015	0-3	2-2	2-5
1984	3-3	4-2	7-5	2000	3-3	2-4	5-7	2016	2-2	2-1	4-3
1985	4-2	1-5	5-7	2001	4-2	1-2	5-4	2017	2-2	2-1	4-3
1986	2-4	4-2	6-6	2002	3-0	4-2	7-2	2018	2-2	2-1	4-3
1987	4-2	1-5	5-7	2003	2-4	0-3	2-7	2019	3-0	3-1	6-1
1988	2-4	4-2	6-6	2004	1-2	3-3	4-5	2020	0-0	0-0	0-0
1989	3-3	4-2	7-5	2005	1-2	0-3	1-5	2021	2-2	2-1	4-3
1990	5-1	2-4	7-5	2006	3-3	1-3	4-6	2022	0-4	3-0	3-4
1991	3-3	3-3	6-6	2007	2-2	1-2	3-4	TOTALS	120-102	104-115	224-217
1992	4-2	1-5	5-7	2008	4-2	2-1	6-3				

WON-LOST RECORDS AT STADIUMS

Anaheim Stadium	68-52	.567	Exhibition Stadium	37-36	.507
Angel Stadium	52-50	.510	Rogers Centre	65-78	.455
			TD Ballpark	2-1	.667

Most Runs, Game By Angels — 24 (24-2, Aug. 25, 1979 at Exhibition Stadium)
By Toronto — 15, twice (15-7, Aug. 22, 2015 at Angel Stadium & 15-1, Apr. 10, 2021 at TD Ballpark)

Widest Margin Victory By Angels — 22 Runs (24-2, Aug. 25, 1979 at Exhibition Stadium)
By Toronto — 14 Runs (15-1, April 10, 2021 at TD Ballpark)

Longest Winning Streak By Angels — 7, twice (July 13, 1978-June 5, 1979 & July 20, 1988-May 6, 1989)
By Toronto — 7 (Sept. 8, 1997-Aug. 13, 1998)

Attendance High At Angel Stadium: 44,021, July 4, 2008
At Anaheim Stadium: 61,292, July 4, 1995
At Rogers Centre: 50,529, Sept. 11, 1993 & May 29, 1994





ARIZONA DIAMONDBACKS

Chase Field
401 E. Jefferson Street
Phoenix, AZ 85004
(602) 462-6500
Seating Capacity: 48,405
2022 Record:
74-88 – 4th in N.L. West

Field Manager Torey Lovullo
Named: Nov. 4, 2016, replacing Chip Hale
Visiting Clubhouse Manager Bob Doty



CLUB DIRECTORY

Managing General Partner Ken Kendrick
President & CEO Derrick Hall
Executive Vice President & General Manager Mike Hazen
Senior VP & Assistant GM Amiel Sawdaye
Vice President, Communications Casey Wilcox
Senior Dir., Team Travel & Home Clubhouse Manager Roger Riley

ALL-TIME SERIES RESULTS

(Angels Listed First)

Year	Home	Road	Totals	Year	Home	Road	Totals
1998	0-0	2-1	2-1	2012	2-1	0-0	2-1
1999	1-2	0-0	1-2	2015	1-1	1-1	2-2
2000	0-0	1-2	1-2	2018	1-1	0-2	1-3
2001	1-2	0-0	1-2	2020	1-2	0-0	1-2
2006	0-0	2-1	2-1	TOTALS	7-9	9-7	16-16
2009	0-0	3-0	3-0				



ATLANTA BRAVES

Truist Park
755 Battery Ave.
Atlanta, GA 30339
(404) 522-7630
Seating Capacity: 41,184
2022 Record:
101-61 – 1st in N.L. East

Field Manager Brian Snitker
Named: . . . May 17, 2016, replacing Fredi Gonzalez
Director, Equipment/Clubhouse Services . . Calvin Minasian
Visiting Clubhouse Manager Fred Stone



CLUB DIRECTORY

Chairman Terry McGuirk
President and CEO Derek Schiller
President, Baseball Ops and General Manager Alex Anthopoulos
Senior Vice President, Communications Beth Marshall
Director, Team Travel Jim Lovell

ALL-TIME SERIES RESULTS

(Angels Listed First)

Year	Home	Road	Totals
2005	0-0	2-1	2-1
2008	1-2	0-0	1-2
2011	2-1	0-0	2-1
2014	0-0	1-2	1-2
2017	2-1	0-0	2-1
2022	0-0	1-2	1-2
TOTALS	5-4	4-5	9-9





CHICAGO CUBS
Wrigley Field
1060 West Addison Street
Chicago, IL 60613
(773) 404-2827
Seating Capacity: 41,649
2022 Record:
74-88 – 3rd in N.L. Central

Field Manager David Ross
Named: Oct. 24, 2019, replacing Joe Maddon
Home Clubhouse Manager Tom Hellman
Visiting Clubhouse Manager Marco Herrera



CLUB DIRECTORY

Chairman Tom Ricketts
President, Baseball Operations Jed Hoyer
President, Business Operations Crane Kenney
General Manager Carter Hawkins
Director, Media Relations Jason Carr
Director, Major League Travel Vijay Tekchandani

ALL-TIME SERIES RESULTS

(Angels Listed First)

Year	Home	Road	Totals
2004	1-2	0-0	1-2
2010	0-0	2-1	2-1
2013	1-1	1-1	2-2
2016	0-2	0-2	0-4
TOTALS	2-5	3-4	5-9



CINCINNATI REDS
Great American Ball Park
100 Joe Nuxhall Way
Cincinnati, OH 45202
(513) 765-7000
Seating Capacity: 45,814
2022 Record:
62-100 – 4th in N.L. Central

Field Manager David Bell
Named: Oct. 21, 2018, replacing Jim Riggleman
Sr. Director, Home Clubhouse Operations Rick Stowe
Visiting Clubhouse Manager Josh Stewart



CLUB DIRECTORY

Chief Executive Officer Robert H. Castellini
President, Chief Operating Officer Phillip J. Castellini
Vice President, General Manager Nick Krall
Vice President, Media Relations Rob Butcher
Director, Media Relations Larry Herms
Sr. Director, Team Travel Gary Wahoff

ALL-TIME SERIES RESULTS

(Angels Listed First)

Year	Home	Road	Totals
2002	2-1	0-0	2-1
2007	0-0	2-1	2-1
2013	0-0	1-2	1-2
2016	3-0	0-0	3-0
TOTALS	5-1	3-3	8-4



COLORADO ROCKIES

Coors Field
2001 Blake Street
Denver, CO 80205
(303) 292-0200
Seating Capacity: 46,897
2022 Record:
68-94 – 5th in N.L. West

Field Manager Bud Black
Named: Nov. 7, 2016, replacing Walt Weiss
Manager, Major League Clubhouse..Mike Pontarelli
Manager, Visiting Clubhouse Alan Bossart



CLUB DIRECTORY

Owner/Chairman & CEO Richard L. Monfort
Senior Vice President & General Manager Bill Schmidt
Vice President, Communications & Marketing Alyssa Bruno
Director, Communications Cory Little
Supervisor, Communications Shelby Cravens
Sr. Director, Major League Operations Paul Egin

ALL-TIME SERIES RESULTS

(Angels Listed First)

Year	Home	Road	Totals	Year	Home	Road	Totals
1997	0-2	1-1	1-3	2010	2-1	0-0	2-1
1998	3-0	0-0	3-0	2012	0-0	3-0	3-0
1999	0-0	2-1	2-1	2015	2-0	2-0	4-0
2000	3-0	0-0	3-0	2018	1-1	1-1	2-2
2001	0-0	3-0	3-0	2020	0-0	2-1	2-1
2006	1-2	0-0	1-2	TOTALS	14-7	14-4	28-11
2009	2-1	0-0	2-1				





LOS ANGELES DODGERS

Dodger Stadium
1000 Vin Scully Avenue
Los Angeles, CA 90012
(323) 224-1301
Seating Capacity: 56,000
2022 Record:
111-51 – 1st in N.L. West

Field Manager Dave Roberts
Named: . . . Nov. 23, 2015, replacing Don Mattingly
Director, Clubhouse Operations Alex Torres
Visiting Clubhouse Manager Mitch Poole



CLUB DIRECTORY

Owner & Chairman Mark Walter
President & CEO Stan Kasten
President of Baseball Operations Andrew Friedman
Senior VP, Baseball Operations Josh Byrnes
Vice President, Comms & Public Relations Nicole Chayet Singer
Senior Director, Public Relations Joe Jareck
Senior Director, Team Travel Scott Akasaki

ALL-TIME SERIES RESULTS

(Angels Listed First)

Year	Home	Road	Totals	Year	Home	Road	Totals
1997	0-2	0-2	0-4	2011	2-1	2-1	4-2
1998	2-0	1-1	3-1	2012	2-1	2-1	4-2
1999	1-2	1-2	2-4	2013	2-0	0-2	2-2
2000	2-1	2-1	4-2	2014	0-2	1-1	1-3
2001	2-1	2-1	4-2	2015	1-2	0-3	1-5
2002	2-1	1-2	3-3	2016	2-0	1-1	3-1
2003	3-0	1-2	4-2	2017	1-1	1-1	2-2
2004	1-2	2-1	3-3	2018	2-1	1-2	3-3
2005	3-0	2-1	5-1	2019	2-0	2-0	4-0
2006	2-1	0-3	2-4	2020	0-3	0-3	0-6
2007	3-0	2-1	5-1	2021	2-1	1-2	3-3
2008	2-1	1-2	3-3	2022	0-2	0-2	0-4
2009	1-2	2-1	3-3	TOTALS	42-28	31-39	73-67
2010	2-1	3-0	5-1				

WON-LOST RECORDS AT STADIUMS

Anaheim Stadium	0-2	.000	Dodger Stadium	31-39	.443
Angel Stadium	42-26	.618			
Most Runs, Game	By Angels — 13 (13-0, June 25, 2004 at Dodger Stadium) By Los Angeles — 16 (16-3, May 19, 2006 at Dodger Stadium)				
Widest Margin Victory	By Angels — 13 Runs (13-0, June 25, 2004 at Dodger Stadium) By Los Angeles — 13 Runs (16-3, May 19, 2006 at Dodger Stadium)				
Longest Winning Streak	By Angels — 6 (June 22, 2003-June 26, 2004) By Los Angeles — 8 (Aug. 5, 2014-Sept. 8, 2015)				
Attendance High	At Angel Stadium: 45,477, June 10, 2019 At Anaheim Stadium: 35,295, July 3, 1997 At Dodger Stadium: 56,000, June 15, 16 & 17, 2007				



MIAMI MARLINS
loanDepot park
501 Marlins Way
Miami, FL 33125
(305) 480-1300
Seating Capacity: 37,442
2022 Record:
69-93 – 4th in N.L. East

Field Manager Skip Schumaker
Named: . . . Oct. 25, 2022, replacing Don Mattingly
Equipment Manager John Silverman
Visiting Clubhouse Manager Rock Hughes



CLUB DIRECTORY

Chairman & Principal Owner Bruce Sherman
President, Business Operations Caroline O'Connor
General Manager Kim Ng
Senior VP, Communications & Outreach Jason Latimer
Director, Team Travel Max Thomas

ALL-TIME SERIES RESULTS

(Angels Listed First)

Year	Home	Road	Totals
2003	0-0	2-1	2-1
2005	2-1	0-0	2-1
2011	0-0	2-1	2-1
2014	2-1	0-0	2-1

Year	Home	Road	Totals
2017	0-0	1-2	1-2
2022	2-0	1-1	3-1
TOTALS	6-2	6-5	12-7





MILWAUKEE BREWERS
Miller Park
One Brewers Way
Milwaukee, WI 53214
(414) 902-4400
Seating Capacity: 41,700
2022 Record:
86-76 – 2nd in N.L. Central

Manager Craig Counsell
Named: May 4, 2015, replacing Ron Roenicke
Director - Clubhouse Operations Tony Migliaccio
Manager - Visiting Clubhouse Phil Rozewicz
Equipment Manager -
Major and Minor Leagues Jason Shawger



CLUB DIRECTORY

Chairman and Principal Owner Mark Attanasio
President - Business Operations Rick Schlesinger
President - Baseball Operations & General Manager ... David Stearns
Senior Vice President - Communications & Affiliate Operations . Tyler Barnes
Senior Director - Media Relations Mike Vassallo
Senior Director - Team Travel & Clubhouse Operations. Dan Larrea

ALL-TIME SERIES RESULTS

(Angels Listed First)											
Year	Home	Road	Totals	Year	Home	Road	Totals	Year	Home	Road	Totals
1969★	5-4	4-5-1	9-9-1	1982	3-3	3-3	6-6	1995	1-2	4-0	5-2
1970	6-3	6-3	12-6	1983	4-2	2-4	6-6	1996	4-2	3-3	7-5
1971	4-5	2-7	6-12	1984	4-2	4-2	8-4	1997	5-1	2-3	7-4
1972	3-3	4-2	7-5	1985	5-1	4-2	9-3	A.L. Totals	95-78	83-89-1	178-167-1
1973	2-4	3-3	5-7	1986	2-4	3-3	5-7	2002	0-0	3-0	3-0
1974	1-5	2-4	3-9	1987	3-3	4-2	7-5	2004	1-2	0-0	1-2
1975	5-1	2-4	7-5	1988	2-4	1-5	3-9	2010	1-2	0-0	1-2
1976	2-4	2-4	4-8	1989	3-3	4-2	7-5	2013	0-0	3-0	3-0
1977	2-3	3-2	5-5	1990	4-2	3-3	7-5	2016	0-0	1-2	1-2
1978	3-2	2-3	5-5	1991	4-2	2-4	6-6	2019	3-0	0-0	3-0
1979	6-0	1-5	7-5	1992	5-1	0-6	5-7	Interleague	5-4	7-2	12-6
1980	2-4	4-2	6-6	1993	3-3	4-2	7-5	TOTALS	100-82	90-91-1	190-173-1
1981	1-3	3-0	4-3	1994	1-2	2-1	3-3				

★ - Seattle Pilots

WON-LOST RECORDS AT STADIUMS

Anaheim Stadium	95-78	.549	Sick's Stadium	4-5-1	.450
Angel Stadium	2-4	.333	County Stadium	79-84	.485
			Miller Park	7-2	.778

Most Runs, Game	By Angels - 14 (14-3, July 8, 1986 at County Stadium) By Milwaukee - 20 (20-7, July 8, 1990 at County Stadium)
Widest Margin Victory	By Angels - 12 Runs (12-0, April 7, 1970 at County Stadium) By Milwaukee - 13 Runs, twice (16-3, July 22, 1985 at County Stadium & 20-7, July 8, 1990 at County Stadium)
Longest Winning Streak	By Angels - 7, twice (September 23, 1969 - April 22, 1970 & August 5, 1997 - June 23, 2002) By Milwaukee - 5, three times (Sep. 22, 1970 - May 14, 1971, May 2-10, 1986 & September 19-28, 1988)
Attendance High	At Angel Stadium: 41,423, June 9, 2004 At Anaheim Stadium: 64,406, Oct. 5, 1982 (ALCS, Game 1) At County Stadium: 54,968, Oct. 10, 1982 (ALCS, Game 5) At Miller Park: 28,765, June 22, 2002



NEW YORK METS

Citi Field

41 Seaver Way

Flushing, NY 11368

(718) 507-6387

Seating Capacity: 41,800

2022 Record:

101-61 – 2nd in N.L. East

Field Manager Buck Showalter

Named: Dec. 20, 2021, replacing Luis Rojas

Equipment Manager Kevin Kierst

Visiting Clubhouse Manager Dave Berni



CLUB DIRECTORY

Owner, Chairman and CEO Steve Cohen

President Sandy Alderson

General Manager Billy Eppler

Chief Communications Officer Nancy Elder

Director, Team Travel Edgar Suero

ALL-TIME SERIES RESULTS

(Angels Listed First)

Year	Home	Road	Totals
2003	1-2	0-0	1-2
2005	0-0	2-1	2-1
2008	1-2	0-0	1-2
2011	0-0	2-1	2-1

Year	Home	Road	Totals
2014	2-1	0-0	2-1
2017	0-0	1-2	1-2
2022	1-2	0-0	1-2
TOTALS	5-7	5-4	10-11



PHILADELPHIA PHILLIES

Citizens Bank Park

One Citizens Bank Way

Philadelphia, PA 19148

(215) 463-6000

Seating Capacity: 42,792

2022 Record:

87-75 – 3rd in N.L. East

NATIONAL LEAGUE CHAMPIONS

Field Manager Rob Thomson

Named: June 2, 2022, replacing Joe Girardi

Manager, Equipment/Umpire Services . . . Dan O'Rourke

Manager, Visiting Clubhouse Kevin Steinhour



CLUB DIRECTORY

Managing Partner John Middleton

President, Baseball Operations Dave Dombrowski

Executive Vice President David Buck

Vice President, General Manager Sam Fuld

Vice President, Baseball Communications Kevin Gregg

Manager, Team Travel Jameson Hall

ALL-TIME SERIES RESULTS

(Angels Listed First)

Year	Home	Road	Totals
2003	2-1	0-0	2-1
2008	0-0	3-0	3-0
2014	2-0	2-0	4-0

Year	Home	Road	Totals
2017	3-0	0-0	3-0
2022	0-0	0-3	0-3
TOTALS	7-1	5-3	12-4



PITTSBURGH PIRATES
PNC Park
115 Federal Street
Pittsburgh, PA 15212
(412) 323-5000
Seating Capacity: 38,080
2022 Record:
62-100 – 5th in N.L. Central

Field Manager Derek Shelton
Named: Nov. 27, 2019, replacing Clint Hurdle
Home Clubhouse Manager Scott Bonnett
Visiting Clubhouse Manager Kevin Conrad



CLUB DIRECTORY

Chairman of the Board Bob Nutting
President Travis Williams
General Manager Ben Cherington
Executive VP, Communications & Broadcasting Brian Warecki
Director, Media Relations Dan Hart
Director, Player Relations Jim Trdinich
Manager of Team Travel Ryan Denlinger

ALL-TIME SERIES RESULTS

(Angels Listed First)

Year	Home	Road	Totals	Year	Home	Road	Totals
2002	2-1	0-0	2-1				
2004	0-0	1-2	1-2				
2007	3-0	0-0	3-0				
2013	0-3	0-0	0-3				
2016	0-0	2-1	2-1				



SAN DIEGO PADRES
PETCO Park
19 Tony Gwynn Drive
San Diego, CA 92101
(619) 795-5265
Seating Capacity: 39,909
2022 Record:
89-73 – 2nd in N.L. West

Field Manager Bob Melvin
Named: Nov. 1, 2021, replacing Jayce Tingler
Home Clubhouse Manager TJ Laidlaw
Visiting Clubhouse Manager Spencer Dallen



CLUB DIRECTORY

Executive Chairman Peter Seidler
President, Baseball Operations & General Manager A.J. Preller
Vice President, Baseball Operations Nick Ennis
Vice President, Communications Craig Hughner
Director, Media Relations & Baseball Information Darren Feeny

ALL-TIME SERIES RESULTS

(Angels Listed First)

Year	Home	Road	Totals	Year	Home	Road	Totals
1997	1-1	1-1	2-2	2012	0-0	1-2	1-2
1998	0-0	1-2	1-2	2015	1-2	0-0	1-2
1999	0-3	0-0	0-3	2018	0-0	3-0	3-0
2000	0-0	2-1	2-1	2020	1-1	2-0	3-1
2001	2-1	0-0	2-1	TOTALS	9-10	10-6	19-16
2006	1-2	0-0	1-2				
2009	3-0	0-0	3-0				





SAN FRANCISCO GIANTS

Oracle Park
 24 Willie Mays Plaza
 San Francisco, CA 94107
 (415) 972-2000
 Seating Capacity: 41,331
 2020 Record:
 81-81 – 3rd in N.L. West

Field Manager Gabe Kapler
 Named:Nov. 12, 2019, replacing Bruce Bochy
 Senior Manager, Home Clubhouse . . . Brad Grems
 Manager, Visiting ClubhouseGavin Cudde



CLUB DIRECTORY

President & CEO Larry Baer
 Executive Vice President Brian Sabean
 President of Baseball Operations Farhan Zaidi
 General Manager Scott Harris
 Executive Vice President, Communications Shana Daum
 Sr. Director, Team Travel & Clubhouse Operations. Abe Silvestri

Year	Home	Road	Totals	Year	Home	Road	Totals
1997	0-2	1-1	1-3	2009	0-0	3-0	3-0
1998	1-2	0-0	1-2	2012	2-1	0-0	2-1
1999	0-0	1-2	1-2	2015	0-0	0-3	0-3
2000	2-1	0-0	2-1	2018	1-2	0-0	1-2
2001	0-0	0-3	0-3	2020	1-1	0-2	1-3
2006	0-0	1-2	1-2	TOTALS	7-9	6-13	13-22



ST. LOUIS CARDINALS

Busch Stadium
 700 Clark Street
 St. Louis, MO 63102
 (314) 345-9600
 Seating Capacity: 44,158
 2022 Record:
 93-69 – 1st in N.L. Central

Field Manager Oliver Marmol
 Named:Oct. 25, 2021, replacing Mike Shildt
 Head Clubhouse ManagerMark Walsh
 Visiting Clubhouse ManagerRip Rowan



CLUB DIRECTORY

Chairman and CEO William O. DeWitt Jr.
 President Bill DeWitt III
 President of Baseball Operations John Mozeliak
 Director, Communications Brian Bartow
 Director, Team Travel Ernie Moore

ALL-TIME SERIES RESULTS

(Angels Listed First)

Year	Home	Road	Totals
2002	0-0	1-2	1-2
2007	0-0	2-1	2-1
2010	0-0	1-2	1-2
2013	2-1	0-0	2-1
2016	0-3	0-0	0-3
2019	0-0	1-2	1-2
TOTALS	2-4	5-7	7-11



WASHINGTON NATIONALS

Nationals Park
1500 South Capitol St., SE
Washington, DC 20003
(202) 640-7000
Seating Capacity: 41,546
2022 Record:
55-107 – 5th in N.L. East

Field Manager Dave Martinez
Named: Sept. 5, 2018, replacing Dusty Baker
Clubhouse & Equipment Manager . . . Mike Wallace
Visiting Clubhouse Manager Matt Rosenthal



CLUB DIRECTORY

Managing Principal Owner Mark D. Lerner
COO, Lerner Sports Alan Gottlieb
President, Baseball Operations & General Manager Mike Rizzo
Senior Vice President and Chief Communications Officer Jennifer Giglio
VP, Clubhouse Operations & Team Travel Rob McDonald

ALL-TIME SERIES RESULTS

(Angels Listed First)

Year	Home	Road	Totals
2003*	0-0	2-1	2-1
2005	1-2	0-0	1-2
2008	0-0	2-1	2-1
2011	3-0	0-0	3-0
2014	0-0	2-1	2-1

Year	Home	Road	Totals
2017	1-1	1-1	2-2
2022	2-1	0-0	2-1
WSH TOTALS	7-4	5-3	12-7
TOTALS	7-4	7-4	14-8

*2003 ROAD SERIES VS. MONTREAL - PLAYED AT HIRAM BITHORN STADIUM IN SAN JUAN, PUERTO RICO



MLB WORLD SERIES CHAMPIONS

1903—Boston (A.L.)
1904—No Series Played
1905—New York (N.L.)
1906—Chicago (A.L.)
1907—Chicago (N.L.)
1908—Chicago (N.L.)
1909—Pittsburgh (N.L.)
1910—Philadelphia (A.L.)
1911—Philadelphia (A.L.)
1912—Boston (A.L.)
1913—Philadelphia (A.L.)
1914—Boston (N.L.)
1915—Boston (A.L.)
1916—Boston (A.L.)
1917—Chicago (A.L.)
1918—Boston (A.L.)
1919—Cincinnati (N.L.)
1920—Cleveland (A.L.)
1921—New York (N.L.)
1922—New York (N.L.)
1923—New York (A.L.)
1924—Washington (A.L.)
1925—Pittsburgh (N.L.)
1926—St. Louis (N.L.)
1927—New York (A.L.)
1928—New York (A.L.)
1929—Philadelphia (A.L.)
1930—Philadelphia (A.L.)
1931—St. Louis (N.L.)
1932—New York (A.L.)
1933—New York (N.L.)
1934—St. Louis (N.L.)
1935—Detroit (A.L.)
1936—New York (A.L.)
1937—New York (A.L.)
1938—New York (A.L.)
1939—New York (A.L.)
1940—Cincinnati (N.L.)
1941—New York (A.L.)
1942—St. Louis (N.L.)
1943—New York (A.L.)
1944—St. Louis (N.L.)
1945—Detroit (A.L.)
1946—St. Louis (N.L.)
1947—New York (A.L.)
1948—Cleveland (A.L.)
1949—New York (A.L.)
1950—New York (A.L.)
1951—New York (A.L.)
1952—New York (A.L.)
1953—New York (A.L.)
1954—New York (N.L.)
1955—Brooklyn (N.L.)
1956—New York (A.L.)
1957—Milwaukee (N.L.)
1958—New York (A.L.)
1959—Los Angeles (N.L.)
1960—Pittsburgh (N.L.)
1961—New York (A.L.)
1962—New York (A.L.)
1963—Los Angeles (N.L.)
1964—St. Louis (N.L.)
1965—Los Angeles (N.L.)
1966—Baltimore (A.L.)
1967—St. Louis (N.L.)
1968—Detroit (A.L.)
1969—New York (N.L.)
1970—Baltimore (A.L.)
1971—Pittsburgh (N.L.)
1972—Oakland (A.L.)
1973—Oakland (A.L.)
1974—Oakland (A.L.)
1975—Cincinnati (N.L.)
1976—Cincinnati (N.L.)
1977—New York (A.L.)
1978—New York (A.L.)
1979—Pittsburgh (N.L.)
1980—Philadelphia (N.L.)
1981—Los Angeles (N.L.)
1982—St. Louis (N.L.)
1983—Baltimore (A.L.)
1984—Detroit (A.L.)
1985—Kansas City (A.L.)
1986—New York (N.L.)
1987—Minnesota (A.L.)
1988—Los Angeles (N.L.)
1989—Oakland (A.L.)
1990—Cincinnati (N.L.)
1991—Minnesota (A.L.)
1992—Toronto (A.L.)
1993—Toronto (A.L.)
1994—No Series Played
1995—Atlanta (N.L.)
1996—New York (A.L.)
1997—Florida (N.L.)
1998—New York (A.L.)
1999—New York (A.L.)
2000—New York (A.L.)
2001—Arizona (N.L.)
2002—ANGELS (A.L.)
2003—Florida (N.L.)
2004—Boston (A.L.)
2005—Chicago (A.L.)
2006—St. Louis (N.L.)
2007—Boston (A.L.)
2008—Philadelphia (N.L.)
2009—New York (A.L.)
2010—San Francisco (N.L.)
2011—St. Louis (N.L.)
2012—San Francisco (N.L.)
2013—Boston (A.L.)
2014—San Francisco (N.L.)
2015—Kansas City (A.L.)
2016—Chicago (N.L.)
2017—Houston (A.L.)
2018—Boston (A.L.)
2019—Washington (N.L.)
2020—Los Angeles (N.L.)
2021—Atlanta (N.L.)
2022—Houston (A.L.)



AMERICAN LEAGUE

1931—Lefty Grove, PHA
 1932—Jimmie Foxx, PHA
 1933—Jimmie Foxx, PHA
 1934—Mickey Cochrane, DET
 1935—Hank Greenberg, DET
 1936—Lou Gehrig, NYY
 1937—Charley Gehringer, DET
 1938—Jimmie Foxx, BOS
 1939—Joe DiMaggio, NYY
 1940—Hank Greenberg, DET
 1941—Joe DiMaggio, NYY
 1942—Joe Gordon, NYY
 1943—Spud Chandler, NYY
 1944—Hal Newhouser, DET
 1945—Hal Newhouser, DET
 1946—Ted Williams, BOS
 1947—Joe DiMaggio, NYY
 1948—Lou Boudreau, CLE
 1949—Ted Williams, BOS
 1950—Phil Rizzuto, NYY
 1951—Yogi Berra, NYY
 1952—Bobby Shantz, PHA
 1953—Al Rosen, CLE
 1954—Yogi Berra, NYY
 1955—Yogi Berra, NYY
 1956—Mickey Mantle, NYY
 1957—Mickey Mantle, NYY
 1958—Jackie Jensen, BOS
 1959—Nellie Fox, CWS
 1960—Roger Maris, NYY
 1961—Roger Maris, NYY
 1962—Mickey Mantle, NYY
 1963—Elston Howard, NYY
 1964—Brooks Robinson, BAL
 1965—Zoilo Versalles, MIN
 1966—Frank Robinson, BAL
 1967—Carl Yastrzemski, BOS
 1968—Denny McLain, DET
 1969—Harmon Killebrew, MIN
 1970—Boog Powell, BAL
 1971—Vida Blue, OAK
 1972—Dick Allen, CWS
 1973—Reggie Jackson, OAK
 1974—Jeff Burroughs, TEX
 1975—Fred Lynn, BOS
 1976—Thurman Munson, NYY
 1977—Rod Carew, MIN
 1978—Jim Rice, BOS
1979—Don Baylor, CAL
 1980—George Brett, KC
 1981—Rollie Fingers, MIL
 1982—Robin Yount, MIL
 1983—Cal Ripken, Jr., BAL
 1984—Willie Hernandez, DET
 1985—Don Mattingly, NYY
 1986—Roger Clemens, BOS
 1987—George Bell, TOR
 1988—Jose Canseco, OAK
 1989—Robin Yount, MIL
 1990—Rickey Henderson, OAK

1991—Cal Ripken, Jr., BAL
 1992—Dennis Eckersley, OAK
 1993—Frank Thomas, CWS
 1994—Frank Thomas, CWS
 1995—Mo Vaughn, BOS
 1996—Juan Gonzalez, TEX
 1997—Ken Griffey Jr., SEA
 1998—Juan Gonzalez, TEX
 1999—Ivan Rodriguez, TEX
 2000—Jason Giambi, OAK
 2001—Ichiro Suzuki, SEA
 2002—Miguel Tejada, OAK
 2003—Alex Rodriguez, TEX
2004—Vladimir Guerrero, ANA
 2005—Alex Rodriguez, NYY
 2006—Justin Morneau, MIN
 2007—Alex Rodriguez, NYY
 2008—Dustin Pedroia, BOS
 2009—Joe Mauer, MIN
 2010—Josh Hamilton, TEX
 2011—Justin Verlander, DET
 2012—Miguel Cabrera, DET
 2013—Miguel Cabrera, DET
2014—Mike Trout, LAA
 2015—Josh Donaldson, TOR
2016—Mike Trout, LAA
 2017—Jose Altuve, HOU
 2018—Mookie Betts, BOS
2019—Mike Trout, LAA
 2020—José Abreu, CWS
2021—Shohei Ohtani, LAA
 2022—Aaron Judge, NYY

NATIONAL LEAGUE

1931—Frank Frisch, STL
 1932—Chuck Klein, PHI
 1933—Carl Hubbell, NYG
 1934—Dizzy Dean, STL
 1935—Gabby Hartnett, CHC
 1936—Carl Hubbell, NYG
 1937—Joe Medwick, STL
 1938—Ernie Lombardi, CIN
 1939—Bucky Walters, CIN
 1940—Frank McCormick, CIN
 1941—Dolf Camilli, BKN
 1942—Mort Cooper, STL
 1943—Stan Musial, STL
 1944—Marty Marion, STL
 1945—Phil Cavarretta, CHC
 1946—Stan Musial, STL
 1947—Bob Elliott, BSN
 1948—Stan Musial, STL
 1949—Jackie Robinson, BKN
 1950—Jim Konstanty, PHI
 1951—Roy Campanella, BKN
 1952—Hank Sauer, BKN
 1953—Roy Campanella, BKN
 1954—Willie Mays, NYG
 1955—Roy Campanella, BKN
 1956—Don Newcombe, BKN
 1957—Hank Aaron, MLN
 1958—Ernie Banks, CHC
 1959—Ernie Banks, CHC
 1960—Dick Groat, PIT
 1961—Frank Robinson, CIN
 1962—Maury Wills, LAD
 1963—Sandy Koufax, LAD
 1964—Ken Boyer, STL
 1965—Willie Mays, SF
 1966—Robeto Clemente, PIT
 1967—Orlando Cepeda, STL
 1968—Bob Gibson, STL
 1969—Willie McCovey, SF
 1970—Johnny Bench, CIN
 1971—Joe Torre, CIN
 1972—Johnny Bench, CIN
 1973—Pete Rose, CIN
 1974—Steve Garvey, LAD
 1975—Joe Morgan, CIN
 1976—Joe Morgan, CIN
 1977—George Foster, CIN
 1978—Dave Parker, PIT
 1979—Keith Hernandez, STL
 & Willie Stargell, PIT
 1980—Mike Schmidt, PHI
 1981—Mike Schmidt, PHI
 1982—Dale Murphy, ATL
 1983—Dale Murphy, ATL
 1984—Ryne Sandberg, CHC
 1985—Willie McGee, STL
 1986—Mike Schmidt, PHI
 1987—Andre Dawson, CHC
 1988—Kirk Gibson, LAD
 1989—Kevin Mitchell, SF

1990—Barry Bonds, PIT
 1991—Terry Pendleton, ATL
 1992—Barry Bonds, PIT
 1993—Barry Bonds, SF
 1994—Jeff Bagwell, HOU
 1995—Barry Larkin, CIN
 1996—Ken Caminiti, SD
 1997—Larry Walker, COL
 1998—Sammy Sosa, CHC
 1999—Chipper Jones, ATL
 2000—Jeff Kent, SF
 2001—Barry Bonds, SF
 2002—Barry Bonds, SF
 2003—Barry Bonds, SF
 2004—Barry Bonds, SF
 2005—Albert Pujols, STL
 2006—Ryan Howard, PHI
 2007—Jimmy Rollins, PHI
 2008—Albert Pujols, STL
 2009—Albert Pujols, STL
 2010—Joey Votto, CIN
 2011—Ryan Braun, MIL
 2012—Buster Posey, SF
 2013—Andrew McCutchen, PIT
 2014—Clayton Kershaw, LAD
 2015—Bryce Harper, WSH
 2016—Kris Bryant, CHC
 2017—Giancarlo Stanton, MIL
 2018—Christian Yelich, MIL
 2019—Cody Bellinger, LAD
 2020—Freddie Freeman, ATL
 2021—Bryce Harper, PHI
 2022—Paul Goldschmidt, STL

MLB CY YOUNG MEMORIAL AWARD

AMERICAN LEAGUE

1958—Bob Turley, NYY★
 1959—Early Wynn, CWS★
 1961—Whitey Ford, NYY★
 1964—**Dean Chance, LAA★**
 1967—Jim Lonborg, BOS
 1968—Denny McLain, DET
 1969—Mike Cuellar, BAL
 & Denny McLain, DET
 1970—Jim Perry, MIN
 1971—Vida Blue, OAK
 1972—Gaylord Perry, CLE
 1973—Jim Palmer, BAL
 1974—Jim Hunter, OAK
 1975—Jim Palmer, BAL
 1976—Jim Palmer, BAL
 1977—Sparky Lyle, NYY
 1978—Ron Guidry, NYY
 1979—Mike Flanagan, BAL
 1980—Steve Stone, BAL
 1981—Rollie Fingers, MIL
 1982—Pete Vuckovich, MIL
 1983—LaMarr Hoyt, CWS
 1984—Willie Hernandez, DET
 1985—Bret Saberhagen, KC
 1986—Roger Clemens, BOS
 1987—Roger Clemens, BOS
 1988—Frank Viola, MIN
 1989—Bret Saberhagen, KC
 1990—Bob Welch, OAK
 1991—Roger Clemens, BOS
 1992—Dennis Eckersley, OAK
 1993—Jack McDowell, CWS
 1994—David Cone, KC
 1995—Randy Johnson, SEA

1996—Pat Hentgen, TOR
 1997—Roger Clemens, TOR
 1998—Roger Clemens, TOR
 1999—Pedro Martinez, BOS
 2000—Pedro Martinez, BOS
 2001—Roger Clemens, NYY
 2002—Barry Zito, OAK
 2003—Roy Halladay, TOR
 2004—Johan Santana, MIN
 2005—**Bartolo Colon, LAA**
 2006—Johan Santana, MIN
 2007—C.C. Sabathia, CLE
 2008—Cliff Lee, CLE
 2009—Zack Greinke, KC
 2010—Felix Hernandez, SEA
 2011—Justin Verlander, DET
 2012—David Price, TB
 2013—Max Scherzer, DET
 2014—Corey Kluber, CLE
 2015—Dallas Keuchel, HOU
 2016—Rick Porcello, BOS
 2017—Corey Kluber, CLE
 2018—Blake Snell, TB
 2019—Justin Verlander, HOU
 2020—Shane Bieber, CLE
 2021—Robbie Ray, TOR
 2022—Justin Verlander, HOU

NATIONAL LEAGUE

1956—Don Newcombe, BKN★
 1957—Warren Spahn, MLN★
 1960—Vernon Law, PIT★
 1962—Don Drysdale, LAD★
 1963—Sandy Koufax, LAD★
 1965—Sandy Koufax, LAD★
 1966—Sandy Koufax, LAD★
 1967—Mike McCormick, SF
 1968—Bob Gibson, STL
 1969—Tom Seaver, NYM
 1970—Bob Gibson, STL
 1971—Fergie Jenkins, CHC
 1972—Steve Carlton, PHI
 1973—Tom Seaver, NYM
 1974—Mike Marshall, LAD
 1975—Tom Seaver, NYM
 1976—Randy Jones, SD
 1977—Steve Carlton, PHI
 1978—Gaylord Perry, SD
 1979—Bruce Sutter, CHC
 1980—Steve Carlton, PHI
 1981—Fernando Valenzuela, LAD
 1982—Steve Carlton, PHI
 1983—John Denny, PHI
 1984—Rick Sutcliffe, CHC
 1985—Dwight Gooden, NYM
 1986—Mike Scott, HOU
 1987—Steve Bedrosian, PHI
 1988—Orel Hershiser, LAD
 1989—Mark Davis, SD
 1990—Doug Drabek, PIT
 1991—Tom Glavine, ATL
 1992—Greg Maddux, CHC
 1993—Greg Maddux, ATL

1994—Greg Maddux, ATL
 1995—Greg Maddux, ATL
 1996—John Smoltz, ATL
 1997—Pedro Martinez, MON
 1998—Tom Glavine, ATL
 1999—Randy Johnson, ARI
 2000—Randy Johnson, ARI
 2001—Randy Johnson, ARI
 2002—Randy Johnson, ARI
 2003—Eric Gagne, LAD
 2004—Roger Clemens, HOU
 2005—Chris Carpenter, STL
 2006—Brandon Webb, ARI
 2007—Jake Peavy, SD
 2008—Tim Lincecum, SF
 2009—Tim Lincecum, SF
 2010—Roy Halladay, PHI
 2011—Clayton Kershaw, LAD
 2012—R.A. Dickey, NYM
 2013—Clayton Kershaw, LAD
 2014—Clayton Kershaw, LAD
 2015—Jake Arrieta, CHC
 2016—Max Scherzer, WSH
 2017—Max Scherzer, WSH
 2018—Jacob deGrom, NYM
 2019—Jacob deGrom, NYM
 2020—Trevor Bauer, CIN
 2021—Corbin Burnes, MIL
 2022—Sandy Alcantara, MIA

★ Combined Selection

ANGELS WALK-OFF HOME RUNS (SINCE 2002)

Date	Opp.	Inn.	Player
04/28/2002	TOR	14	David Eckstein (Grand Slam)
05/08/2002	DET	9	Troy Glaus
05/25/2002	MIN	13	Tim Salmon
06/05/2002	TEX	10	Troy Glaus
09/16/2003	OAK	9	Scott Spiezio
09/23/2003	SEA	11	Tim Salmon
07/31/2004	SEA	11	Jose Guillen
08/29/2004	MIN	9	Adam Kennedy
04/21/2005	CLE	10	Orlando Cabrera
05/27/2005	KC	10	Dallas McPherson
06/18/2005	FLA	10	Vladimir Guerrero
09/05/2006	BAL	10	Adam Kennedy
06/03/2007	BAL	9	Vladimir Guerrero
04/07/2008	CLE	9	Torii Hunter (Grand Slam)
09/12/2008	SEA	9	Mike Napoli
05/29/2010	SEA	10	Kendrys Morales (Grand Slam)
05/30/2010	SEA	9	Howie Kendrick
08/11/2010	KC	10	Bobby Abreu
09/10/2010	SEA	14	Bobby Abreu
07/08/2011	SEA	9	Mark Trumbo
08/18/2011	TEX	9	Mark Trumbo
05/28/2012	NYG	9	Mark Trumbo
04/21/2013	DET	13	Mark Trumbo
04/23/2013	TEX	11	Howie Kendrick

Date	Opp.	Inn.	Player
07/06/2013	BOS	11	Josh Hamilton
08/17/2013	HOU	10	Josh Hamilton
04/16/2014	OAK	12	Chris Iannetta
05/15/2014	TB	9	Mike Trout
06/10/2014	OAK	14	Collin Cowgill
07/04/2014	HOU	9	Mike Trout
08/09/2014	BOS	19	Albert Pujols
05/05/2015	SEA	9	Carlos Perez
07/17/2015	BOS	9	Mike Trout
09/26/2015	SEA	9	David Freese
05/31/2016	DET	9	C.J. Cron
08/03/2016	OAK	9	Albert Pujols
04/04/2018	CLE	13	Zack Cozart
07/27/2018	SEA	10	Kole Calhoun
09/24/2018	TEX	11	Jose Briceño
09/30/2018	OAK	9	Taylor Ward
07/28/2019	BAL	9	Matt Thaiss
08/17/2020	SF	9	Tommy La Stella
04/04/2021	CWS	9	Jared Walsh
08/13/2022	MIN	11	Taylor Ward



AMERICAN LEAGUE

- 1949—Roy Sievers, SLB
 1950—Walt Dropo, BOS
 1951—Gil McDougald, NYY
 1952—Harry Byrd, PHI
 1953—Harvey Kuenn, DET
 1954—Bob Grim, NYY
 1955—Herb Score, CLE
 1956—Luis Aparicio, CWS
 1957—Tony Kubek, NYY
 1958—Albie Pearson, WAS
 1959—Bob Allison, WAS
 1960—Ron Hansen, BAL
 1961—Don Schwall, BOS
 1962—Tom Tresh, NYY
 1963—Gary Peters, CWS
 1964—Tony Oliva, MIN
 1965—Curt Blefary, BAL
 1966—Tommie Agee, CWS
 1967—Rod Carew, MIN
 1968—Stan Bahnsen, NYY
 1969—Lou Piniella, KC
 1970—Thurman Munson, NYY
 1971—Chris Chambliss, CLE
 1972—Carlton Fisk, BOS
 1973—Al Bumbry, BAL
 1974—Mike Hargrove, TEX
 1975—Fred Lynn, BOS
 1976—Mark Fidrych, DET
 1977—Eddie Murray, BAL
 1978—Lou Whitaker, DET
- 1979—John Castino, MIN
 Alfredo Griffin, TOR
 1980—Joe Charboneau, CLE
 1981—Dave Righetti, NYY
 1982—Cal Ripken, Jr., BAL
 1983—Ron Kittle, CWS
 1984—Alvin Davis, SEA
 1985—Ozzie Guillen, CWS
 1986—Jose Canseco, OAK
 1987—Mark McGwire, OAK
 1988—Walt Weiss, OAK
 1989—Gregg Olson, BAL
 1990—Sandy Alomar, Jr., CLE
 1991—Chuck Knoblauch, MIN
 1992—Pat Listach, MIL
1993—Tim Salmon, CAL
 1994—Bob Hamelin, KC
 1995—Marty Cordova, MIN
 1996—Derek Jeter, NYY
 1997—Nomar Garciaparra, BOS
 1998—Ben Grieve, OAK
 1999—Carlos Beltran, KC
 2000—Kazuhiko Sasaki, SEA
 2001—Ichiro Suzuki, SEA
 2002—Eric Hinske, TOR
 2003—Angel Berroa, KC
 2004—Bobby Crosby, OAK
 2005—Huston Street, OAK
 2006—Justin Verlander, DET
 2007—Dustin Pedroia, BOS
- 2008—Evan Longoria, TB
 2009—Andrew Bailey, OAK
 2010—Neftali Feliz, TEX
 2011—Jeremy Hellickson, TB
2012—Mike Trout, LAA
 2013—Wil Myers, TB
 2014—Jose Abreu, CWS
 2015—Carlos Correa, HOU
 2016—Michael Fulmer, DET
 2017—Aaron Judge, NYY
2018—Shohei Ohtani, LAA
 2019—Yordan Alvarez, HOU
 2020—Kyle Lewis, SEA
 2021—Randy Arozarena, TB
 2022—Julio Rodriguez, SEA

NATIONAL LEAGUE

- 1947—Jackie Robinson, BKN★
 1948—Alvin Dark, BSN★
 1949—Don Newcombe, BKN
 1950—Sam Jethroe, BSN
 1951—Willie Mays, NYG
 1952—Joe Black, BKN
 1953—Jim Gilliam, BKN
 1954—Wally Moon, STL
 1955—Bill Virdon, STL
 1956—Frank Robinson, CIN
 1957—Jack Sanford, PHI
 1958—Orlando Cepeda, SF
 1959—Willie McCovey, SF
 1960—Frank Howard, LAD
 1961—Billy Williams, CHC
 1962—Ken Hubbs, CHC
 1963—Pete Rose, CIN
 1964—Dick Allen, PHI
 1965—Jim Lefebvre, LAD
 1966—Tommy Helms, CIN
 1967—Tom Seaver, NYM
 1968—Johnny Bench, CIN
 1969—Ted Sizemore, LAD
 1970—Carl Morton, MON
 1971—Earl Williams, ATL
 1972—Jon Matlack, NYM
 1973—Gary Matthews, SF
 1974—Bake McBride, STL
 1975—John Montefusco, SF
 1976—Butch Metzger, SD
 Pat Zachry, CIN
 1977—Andre Dawson, MON
- 1978—Bob Horner, ATL
 1979—Rick Sutcliffe, LAD
 1980—Steve Howe, LAD
 1981—Fernando Valenzuela, LAD
 1982—Steve Sax, LAD
 1983—Darryl Strawberry, NYM
 1984—Dwight Gooden, NYM
 1985—Vince Coleman, STL
 1986—Todd Worrell, STL
 1987—Benito Santiago, SD
 1988—Chris Sabo, CIN
 1989—Jerome Walton, CHC
 1990—Dave Justice, ATL
 1991—Jeff Bagwell, HOU
 1992—Eric Karros, LAD
 1993—Mike Piazza, LAD
 1994—Raul Mondesi, LAD
 1995—Hideo Nomo, LAD
 1996—Todd Hollandsworth, LAD
 1997—Scott Rolen, PHI
 1998—Kerry Wood, CHC
 1999—Scott Williamson, CIN
 2000—Rafael Furcal, ATL
 2001—Albert Pujols, STL
 2002—Jason Jennings, COL
 2003—Dontrelle Willis, FLA
 2004—Jason Bay, PIT
 2005—Ryan Howard, PHI
 2006—Hanley Ramirez, FLA
 2007—Ryan Braun, MIL
 2008—Geovany Soto, CHC
 2009—Chris Coghlan, FLA
- 2010—Buster Posey, SF
 2011—Craig Kimbrel, ATL
 2012—Bryce Harper, WSH
 2013—Jose Fernandez, MIA
 2014—Jacob deGrom, NYM
 2015—Kris Bryant, CHC
 2016—Corey Seager, LAD
 2017—Cody Bellinger, LAD
 2018—Ronald Acuña Jr., ATL
 2019—Pete Alonso, NYM
 2020—Devin Williams, MIL
 2021—Jonathan India, CIN
 2022—Michael Harris II, ATL

★ Combined Selection

SPRING TRAINING





SPRING TRAINING TEMPE DIABLO STADIUM



The Angels will hold Spring Training for the 31st consecutive season (since 1993) in Tempe, AZ, where the Club plays home games at Tempe Diablo Stadium.

Tempe Diablo Stadium is now the oldest active ballpark in the Cactus League after Oakland moved out of Phoenix Municipal Stadium (1964) following the 2014 season.

The Halos initially signed a 25-year lease (including two five-year options) with the city of Tempe on July 25, 1991, making Tempe Diablo Stadium their Spring Training facility until 2017.

On November 8, 2004, the Angels and the city agreed to an extended lease through the year 2025. As part of that agreement, the complex was expanded and renovated to include the Club's minor league spring operations, a project that was completed in time for the 2006 Spring Training. Additional improvements completed in the renovation included: practice fields expanded and constructed to create four additional lighted ball fields; refurbished clubhouses and expanded dugouts; new state-of-the-art seating and a new sound system.

Tempe Diablo Stadium, which is owned and operated by the City of Tempe Parks and Recreation Department, previously housed the Seattle Pilots/Milwaukee Brewers (1969-71) and Seattle Mariners (1977-92).

In 1992, the stadium was completely rebuilt and renovated with the combined efforts of HOK Sports Facilities Group and the Angels. Groundbreaking for the stadium took place, Apr. 22, 1992 with an estimated cost of \$5.8 million to complete. Two-thirds of the funding was provided by Maricopa County and one-third by the city of Tempe. All revenues from food and beverage concessions, parking, souvenirs and in-stadium advertising are shared equally by the City of Tempe and the Angels, while the city receives 20% of revenues from ticket sales.

Dedication ceremonies for Tempe Diablo Stadium took place Feb. 27, 1993, with the Angels playing their first spring home game, Mar. 7, 1993 against Oakland.

The current Tempe Diablo Stadium complex includes six-and-a-half practice fields in addition to the main stadium, which was dedicated as Gene Autry Field in 1999 in honor of the former Angels owner who passed away after the 1998 season.

TEMPE DIABLO FACTS & FIGURES

Address (MLB): 2200 W. Alameda, Tempe, AZ 85282
Address (Minors): 2225 W. Westcourt Way, Tempe, AZ 85282
Owners: City of Tempe Parks and Recreation Department
Tenant: Los Angeles Angels
Architect: DLR Group (2006 renovation)/HOK Sports (1992)
Builder: Moline Construction (2006)/Weitz Company (1992)
Cost: 20 million (2006 est.)/5.8 million (1992 est.)
Groundbreaking Dates: Apr. 13, 2005/Apr. 22, 1992
Stadium Area: 75 acres

Parking Facilities: East and West parking lots with nearly 1,350 paved parking spaces; one disabled accessible entry ramp, field and service access.

Seating Capacity: 9,708
 3,110: Field Box Seats
 3,013: Field MVP Seats
 291: Home Plate MVP
 41: Suites
 503: Grandstand seats
 2,600: Lawn seats (estimate)
 150: Bud Patio Pavilion

FAN ACCOMMODATIONS

(ALL WITH DISABLED ACCESS)

3 WOMEN'S RESTROOMS	1 GUEST SERVICES OFFICE
3 MEN'S RESTROOMS	1 FIRST AID STATION
1 FAMILY RESTROOM	1 BOX OFFICE
5 CONCESSION STANDS	8 TICKET WINDOWS
1 WALK-IN TEAM STORE	2 PICNIC AREAS

DIMENSIONS

LEFT FIELD LINE	340'
RIGHT FIELD LINE	360'
POWER ALLEYS	400'
CENTER	420'
FENCE HEIGHT IS EIGHT FEET	
PLAYING TURF IS BERMUDA	

SPRING TRAINING

TEMPE DIABLO STADIUM



ANGELS SPRING TRAINING SITES

Beginning in 1961, the Angels played their Spring Training contests at Angels Stadium in Palm Springs (Coachella Valley). The facility was formerly called the Polo Grounds until switching its name in 1964.

On Dec. 19, 1965, the Angels signed an agreement to also hold Spring Training in Holtville, CA, located approximately 10 miles east of El Centro. The Club annually spent 10 days to two weeks at the four-diamond complex from 1966 through 1979, before returning on a full-time basis to Palm Springs in 1980.

In 1982 and 1983, the Angels divided spring headquarters between Casa Grande, AZ and Palm Springs.

On Apr. 1, 1992, the Halos defeated San Diego, 3-1 at Palm Springs Angels Stadium in the final exhibition game of Spring Training. The contest was historic in that it marked the final Spring Training game for the Angels in Palm Springs, CA, their Cactus League home for 32 years.

1961-65 Palm Springs, CA
 1966-79 Holtville, CA/ Palm Springs, CA
 1980-81 Palm Springs, CA

1982-83 Casa Grande, AZ/Palm Springs, CA
 1984-92 Mesa, AZ/Palm Springs, CA
 1993-Present Tempe, AZ



Hall-of-Famers Don Drysdale and Dick Enberg broadcasting the game from atop the press box in Palm Springs



Nolan Ryan at Spring Training in Palm Springs

SPRING TRAINING



Tempe Diablo Stadium

2200 West Alameda Drive
 Tempe, AZ 85282
 (480) 350-5205 (Main Info. Line)
 (480) 350-5265 (Stadium Manager)
 (480) 858-7573 (Press Box)
 @diablostadium

MAJOR LEAGUE CAMP

Tempe Diablo Minor League Complex
 2225 W. Westcourt Way
 Tempe, AZ 85282
 (480) 858-7558

MINOR LEAGUE CAMP

8045 W Camelback Road
 Scottsdale, AZ 85251

TEMPE DIABLO STADIUM AND MINOR LEAGUE COMPLEX STAFF

Jerry Hall..... Tempe Diablo Stadium Manager
 Mike Clark..... Public Works Supervisor (Groundscrew lead)
 Louie Raya Minor League Equipment Manager
 Janelle Wakefield..... Spring Training Receptionist



FRED HANEY MEMORIAL AWARD

Awarded to the outstanding Angels rookie(s) during Spring Training.

- | | |
|--|-------------------------------------|
| 1980 — Alfredo Martinez | 2002 — Gary Johnson |
| 1981 — Mike Witt | 2003 — Dusty Bergman |
| 1982 — Angel Moreno | 2004 — Brian Specht |
| 1983 — Mike Brown | 2005 — Maicer Izturis |
| 1984 — Ron Romanick | 2006 — Kendrys Morales |
| 1985 — Pat Clements, Jack Howell, Wally Joyner | 2007 — Nick Gorneault |
| 1986 — Wally Joyner | 2008 — Darren O'Day |
| 1987 — Devon White | 2009 — Matt Brown |
| 1988 — Frank DiMichele | 2010 — Michael Kohn |
| 1989 — Dante Bichette | 2011 — Mark Trumbo |
| 1990 — John Orton | 2012 — Kole Calhoun |
| 1991 — Bobby Rose | 2013 — Luis Jimenez |
| 1992 — Chad Curtis | 2014 — Matt Long |
| 1993 — Darryl Scott | 2015 — Drew Rucinski |
| 1994 — Jim Edmonds | 2016 — Rafael Ortega |
| 1995 — No recipient due to strike | 2017 — Nolan Fontana |
| 1996 — George Arias | 2018 — David Fletcher |
| 1997 — Jason Dickson | 2019 — Matt Thaiss |
| 1998 — Troy Glaus | 2020 — No recipient due to COVID-19 |
| 1999 — Mike Fyhrrie & Keith Luuloa | 2021 — Jose Rojas |
| 2000 — Bengie Molina | 2022 — Michael Stefanic |
| 2001 — David Eckstein | |

SPRING TRAINING

2023 SCHEDULE

DAY	DATE	OPPONENT	LOCATION	TIME
2/25	Sat.	Seattle	Peoria	12:10 PM
2/26	Sun.	Chicago (A.L.)	Tempe Diablo Stadium	12:10 PM
2/27	Mon.	San Francisco	Tempe Diablo Stadium	12:10 PM
2/28	Mon.	Oakland	Mesa	12:05 PM
3/1	Wed.	Milwaukee	Tempe Diablo Stadium	12:10 PM
3/2	Thurs.	Kansas City	Surprise	12:05 PM
3/3	Fri.	Los Angeles (N.L.)	Tempe Diablo Stadium	12:10 PM
3/4	Sat.	Chicago (N.L.)	Mesa	12:05 PM
3/5 (ss)	Sun.	Cincinnati	Tempe Diablo Stadium	12:10 PM
		Texas	Surprise	12:05 PM
3/6	Mon.	Cleveland	Tempe Diablo Stadium	12:10 PM
3/7	Tues.	San Diego	Peoria	12:10 PM
3/8	Wed.	Colorado	Tempe Diablo Stadium	12:10 PM
3/9	Thurs.	*Team U.S.A. (WBC)	Tempe Diablo Stadium	12:10 PM
3/10	Fri.	Los Angeles (N.L.)	Glendale	12:05 PM
3/11	Sat.	Arizona	Tempe Diablo Stadium	12:10 PM
3/12	Sun.	Chicago (A.L.)	Glendale	1:05 PM
3/13	Mon.	Seattle	Tempe Diablo Stadium	1:10 PM
3/14	Tues.	Cleveland	Goodyear	1:05 PM
3/15	Wed.	OFF DAY		
3/16	Thurs.	Milwaukee	Maryvale	1:10 PM
3/17	Fri.	Kansas City	Tempe Diablo Stadium	1:10 PM
3/18	Sat.	Texas	Tempe Diablo Stadium	1:10 PM
3/19	Sun.	San Francisco	Scottsdale	1:05 PM
3/20	Mon.	Cincinnati	Goodyear	1:05 PM
3/21 (ss)	Tues.	Oakland	Tempe Diablo Stadium	1:10 PM
		Arizona	Scottsdale	1:10 PM
3/22	Wed.	Colorado	Scottsdale	1:10 PM
3/23	Thurs.	OFF DAY		
3/24	Fri.	San Diego	Tempe Diablo Stadium	1:10 PM
3/25	Sat.	Chicago (N.L.)	Tempe Diablo Stadium	12:10 PM
3/26	Sun.	Los Angeles (N.L.)	Dodger Stadium	6:10 PM
3/27	Mon.	Los Angeles (N.L.)	Angel Stadium	6:07 PM
3/28	Tues.	Los Angeles (N.L.)	Angel Stadium	6:07 PM

All Times are Pacific Time

Red Indicates Home Game

Game Times Subject to Change

* Exhibition Game



Player	AVG	G	AB	R	H	TB	2B	3B	HR	RBI	BB	IBB	SO	SB	CS	OBP	SLG	OPS	PA	SA	FC	HBP	GIDP
Adams, J	.000	1	2	0	0	0	0	0	0	0	0	0	1	0	0	.000	.000	.000	2	0	0	0	0
Adeli, J	.286	16	42	7	12	25	2	1	3	9	2	0	10	3	0	.311	.595	.906	45	0	1	0	2
Aguilar, R	.273	9	11	3	3	6	0	0	1	2	0	0	5	1	0	.273	.545	.818	12	1	0	0	0
Cabbage, T	.429	4	7	0	3	3	0	0	1	0	0	3	0	0	0	.429	.429	.858	7	0	0	0	0
Del Valle, F	.000	1	0	0	0	0	0	0	0	0	0	0	0	0	0	.000	.000	.000	0	0	0	0	0
Duffy, M	.389	8	18	6	7	11	1	0	1	3	0	0	3	0	0	.476	.611	1.087	21	0	0	0	2
Fletcher, D	.318	9	22	5	7	10	3	0	0	3	0	0	11	0	0	.304	.455	.759	23	0	1	0	0
Gatwood, J	.077	6	13	1	1	1	0	0	0	1	0	0	5	0	0	.143	.077	.220	14	0	0	0	0
Gomez, J	.000	1	0	0	0	0	0	0	0	0	0	0	0	0	0	.000	.000	.000	0	0	0	0	0
Guzman, D	.000	1	1	0	0	0	0	0	0	0	0	0	1	0	0	.000	.000	.000	1	0	0	0	0
Guzman, J	.000	1	2	0	0	0	0	0	0	0	0	0	0	0	0	.000	.000	.000	2	0	0	0	0
Humphreys, Z	.000	2	1	0	0	0	0	0	0	1	0	0	0	0	0	.500	.000	.500	2	0	0	0	0
Hunter Jr., T	.000	2	2	0	0	0	0	0	0	0	0	0	0	0	0	.000	.000	.000	2	0	0	0	0
Jackson, J	.000	1	0	0	0	0	0	0	0	0	0	0	0	0	0	.000	.000	.000	0	0	0	0	0
Kasser, K	.333	3	6	2	2	2	0	0	0	0	0	0	2	0	0	.333	.333	.666	6	0	0	0	0
Lovelace, K	.000	2	2	0	0	0	0	0	0	0	1	0	0	0	0	.000	.000	.000	2	0	0	0	0
Maitan, K	.333	2	3	1	1	1	0	0	0	0	0	0	0	0	0	.333	.333	.666	3	0	0	0	0
Marsh, B	.286	16	42	8	12	23	2	0	3	7	1	0	18	4	1	.302	.548	.850	43	0	0	0	0
Martinez, B	.444	17	27	6	12	25	4	0	3	8	6	0	3	0	0	.545	.926	1.471	33	0	0	0	0
Martinez, C	.400	8	10	2	4	9	2	0	1	2	0	0	3	0	0	.400	.900	1.300	10	0	0	0	0
Matthews, C	.000	1	1	0	0	0	0	0	0	0	0	0	0	0	0	.000	.000	.000	1	0	0	0	0
Mayfield, J	.250	15	32	3	8	16	2	0	2	10	3	0	6	0	0	.314	.500	.814	35	0	0	0	0
Mulrine, A	.333	3	3	0	1	1	0	0	0	1	0	0	0	0	0	.600	.333	.933	5	0	0	1	1
Ohtani, S	.280	13	25	6	7	18	0	1	3	7	9	0	7	0	0	.471	.720	1.191	34	0	0	0	0
Palmeiro, P	.286	5	7	1	2	5	0	0	1	3	0	0	1	0	0	.286	.714	1.000	7	0	0	0	0
Paris, K	.000	2	1	0	0	0	0	0	0	0	0	0	0	0	0	.000	.000	.000	1	0	0	0	0
Peabody, M	.000	1	0	0	0	0	0	0	0	0	0	0	0	0	0	.000	.000	.000	0	0	0	0	0
Placencia, A	.000	1	0	0	0	0	0	0	0	0	0	0	0	0	0	.000	.000	.000	0	0	0	0	0
Podaras, S	.000	1	2	0	0	0	0	0	0	0	0	0	0	0	0	.000	.000	.000	2	0	0	0	0
Rendon, A	.320	9	25	6	8	14	3	0	1	4	1	0	6	1	0	.346	.560	.906	26	0	0	0	0
Renflio, L	.211	8	19	3	4	7	1	1	0	2	0	0	3	0	0	.200	.368	.568	20	0	1	0	1
Rojas, J	.444	17	27	6	12	25	4	0	3	8	6	0	3	0	0	.545	.926	1.471	33	0	0	0	0
Romine, A	.231	12	13	3	3	3	0	0	0	4	0	0	2	0	0	.412	.231	.643	17	0	0	0	1
Serra, M	.188	10	16	1	3	4	1	0	0	1	0	0	6	0	0	.235	.250	.485	17	0	0	0	0
Soto, L	.000	2	0	0	0	0	0	0	0	0	1	0	0	0	0	1.000	.000	1.000	1	0	0	0	0
Stassi, M	.222	8	18	2	4	7	0	0	1	2	0	0	7	0	0	.222	.389	.611	18	0	0	0	0
Stefanic, M	.385	14	26	5	10	15	5	0	0	4	8	0	7	2	1	.529	.577	1.106	34	0	0	0	0
Suzuki, K	.111	5	9	1	1	4	0	0	1	2	1	0	1	0	0	.200	.444	.644	10	0	0	0	0
Teodosio, B	.333	2	3	0	1	1	0	0	0	0	0	1	0	0	0	.333	.333	.666	3	0	0	0	0
Thaiss, M	.200	5	10	2	2	5	0	0	1	3	0	0	2	0	0	.200	.500	.700	10	0	0	0	0
Thomas, D	.214	10	14	3	3	5	2	0	0	1	3	0	5	0	0	.353	.357	.710	17	0	0	0	0
Trout, M	.222	8	18	2	4	4	0	0	0	1	5	0	5	0	0	.275	.222	.597	24	0	1	0	0
Upton, J	.333	7	15	5	5	14	0	0	3	11	3	0	1	0	0	.474	.933	1.407	19	0	0	1	1
Vazquez, A	.250	11	20	3	5	11	1	1	1	4	1	0	9	2	0	.286	.550	.836	21	0	0	0	1
Vera, A	.250	2	4	0	1	1	0	0	0	0	0	0	0	0	0	.250	.250	.500	4	0	0	0	0
Wade, T	.387	13	31	7	12	14	0	1	0	1	5	0	8	4	1	.472	.452	.924	36	0	0	0	1
Walsh, C	.125	7	8	1	1	4	0	0	1	0	0	0	3	0	0	.222	.500	.722	9	0	0	0	0
Walsh, J	.313	12	32	7	10	14	1	0	1	6	4	0	7	0	0	.421	.438	.859	38	0	0	2	0
Ward, T	.289	15	38	7	11	22	2	0	3	11	3	0	7	0	0	.341	.579	.920	41	0	0	0	0
Whitefield, A	.000	4	5	0	0	0	0	0	0	0	1	0	5	1	0	.167	.000	.167	6	0	0	0	1
Wong, K	.200	5	5	0	1	1	0	0	0	1	0	0	0	0	0	.167	.200	.367	6	0	1	0	0

Player	2B3	18	623	113	176	316	34	5	32	109	71	0	158	18	5	358	.507	.865	705	1	5	5	12	
Player	W	L	ERA	G	GS	CG	SHO	GF	HLD	SV	SVO	IP	H	R	ER	HR	BB	IBB	SO	AVG	WP	BK	GIDP	TBF
Armstrong, I	0	0	0.00	1	0	0	0	0	0	0	0	1.0	1	0	0	0	1	0	0	1	250	0	0	5
Aro, J	0	0	54.00	1	0	0	0	0	0	0	0	0.1	4	2	2	0	0	0	0	0	667	0	0	6
Barracough, K	0	0	1.69	6	0	0	0	1	1	0	0	5.1	4	1	0	1	1	0	10	200	0	0	22	
Barria, J	1	0	6.00	3	0	0	0	0	0	0	2	6.0	8	4	4	2	0	0	6	308	0	0	26	
Bradley, A	0	0	3.18	5	0	0	0	0	0	0	0	5.2	5	2	2	1	0	2	0	1	250	0	2	22
Burns, N	0	0	0.00	1	0	0	0	1	0	0	0	1.0	0	0	0	0	0	2	0	0	000	0	0	5
Daniel, D	1	0	6.75	2	0	0	0	0	1	0	1	2.2	4	2	2	0	0	3	0	3	333	0	0	15
Detmers, R	0	0	3.18	2	2	0	0	0	0	0	0	5.2	6	2	2	1	0	0	11	273	0	0	122	
Diaz, J	0	0	4.50	1	0	0	0	0	0	0	0	2.0	3	1	1	0	0	0	2	333	0	0	9	
Donovan, D	0	0	0.00	1	0	0	0	0	1	0	0	0.1	0	0	0	0	0	0	0	0	200	0	0	1
Guzman, E	0	0	0.00	1	0	0	0	0	0	0	0	0.2	0	0	0	0	0	0	0	1	000	0	0	2
Hergert, J	0	0	1.17	5	0	0	0	0	1	0	0	7.2	5	1	1	0	0	2	0	6	200	0	2	28
Iglesias, R	1	0	3.60	5	0	0	0	1	2	0	0	5.0	4	2	2	1	0	1	9	211	1	0	20	
Junk, J	0	0	5.40	2	1	0	0	0	0	0	1	5.0	4	3	3	0	0	2	0	4	200	1	0	22
Kristofak, Z	0	0	10.38	4	0	0	0	3	1	1	2	4.1	7	5	5	1	0	2	0	8	389	0	0	21
Ledo, L	0	0	27.00	2	0	0	0	1	1	0	0	1.2	6	5	5	1	0	3	0	1	545	2	0	14
Linginfelter, Z	0	0	18.00	1	0	0	0	0	0	0	0	1.0	3	2	2	0	0	0	0	1	500	0	0	6
Lorenzen, M	0	1	4.66	3	3	0	0	0	0	0	0	9.2	7	6	5	0	0	3	0	8	194	0	1	39
Loup, A	0	0	6.75	4	0	0	0	0	1	0	0	4.0	8	3	3	1	0	0	0	4	421	0	0	19
Marte, J	1	0	1.93	5	0	0	0	3	0	0	0	4.2	4	1	1	0	0	2	0	8	222	0	0	20
Mayers, M	0	0	5.06	5																				

SPRING TRAINING RECORDS & ATTENDANCE

VERSUS MAJOR LEAGUE COMPETITION ONLY

Year	Won	Lost	Ties [^]	Pct.	Home Attendance	Year	Won	Lost	Ties [^]	Pct.	Home Attendance
1961	7	10	-	.412	20,850	2005	21	11	1	.656	106,690
1962	16	13	-	.552	22,546	2006	18	11	2	.621	94,739
1963	18	10	-	.643	25,808	2007	19	14	0	.576	100,304
1964	14	13	-	.519	27,343	2008	18	9	3	.667	118,191
1965	9	14	-	.391	26,880	2009	24	7	1	.774	101,530
1966	15	13	-	.536	27,307	2010	10	14	4	.417	106,553
1967	11	14	-	.440	25,725	2011	18	13	1	.581	88,893
1968	13	12	-	.520	28,462	2012	19	12	2	.613	★130,126
1969	13	14	-	.481	23,289	2013	10	20	4	.333	122,587
1970	10	16	-	.385	22,378	2014	19	11	2	.633	108,956
1971	9	15	-	.375	28,290	2015	15	14	2	.517	111,672
1972	7	13	-	.350	23,956	2016	19	8	6	.704	112,826
1973	9	13	-	.409	23,656	2017	19	13	-	.594	114,780
1974	11	10	-	.524	24,388	2018	13	20	-	.394	105,781
1975	15	9	-	.625	28,187	2019	15	16	4	.484	111,857
1976	8	3	-	.727	10,456	2020+	7	12	3	.368	50,366
1977	14	13	-	.519	29,485	2021	13	13	3	.500	26,063
1978	15	11	-	.577	32,946	2022	11	6	1	.647	83,919
1979	14	11	-	.560	34,660						
1980	6	22	-	.214	35,875						
1981	16	9	-	.640	41,140						
1982	12	12	-	.500	45,099						
1983	15	9	1	.625	50,421						
1984	13	12	0	.520	43,463						
1985	15	11	0	.577	48,102						
1986	15	14	0	.517	53,158						
1987	15	15	0	.500	57,527						
1988	15	14	0	.517	58,847						
1989	14	15	0	.483	56,034						
1990	6	10	0	.375	14,324						
1991	13	15	0	.464	57,399						
1992	16	13	0	.552	55,983						
1993	14	16	0	.467	94,103						
1994	10	19	0	.345	90,800						
1995*	13	12	1	.520	27,687						
1995#	7	4	1	.636	9,782						
1996	21	10	1	.677	68,270						
1997	9	21	0	.300	50,544						
1998	16	15	1	.516	59,810						
1999	13	15	0	.464	62,610						
2000	14	16	0	.467	59,291						
2001	15	19	0	.441	84,882						
2002	17	15	1	.531	82,658						
2003	9	20	3	.310	96,114						
2004	19	13	1	.594	106,351						

* 1995 Spring Training I

1995 Spring Training II

+ Includes shortened 2020 Spring Training & Summer Camp games

★ Tempe Diablo Spring Attendance Record - 10 sellouts

^ Club did not begin keeping records of ties until 1983

Single-Game Attendance Record, Tempe Diablo Stadium

9,765 Mar. 24, 2002, Angels 13, Giants 3





SPRING TRAINING RECORDS & ATTENDANCE

RESULTS OF GAMES IN ANAHEIM

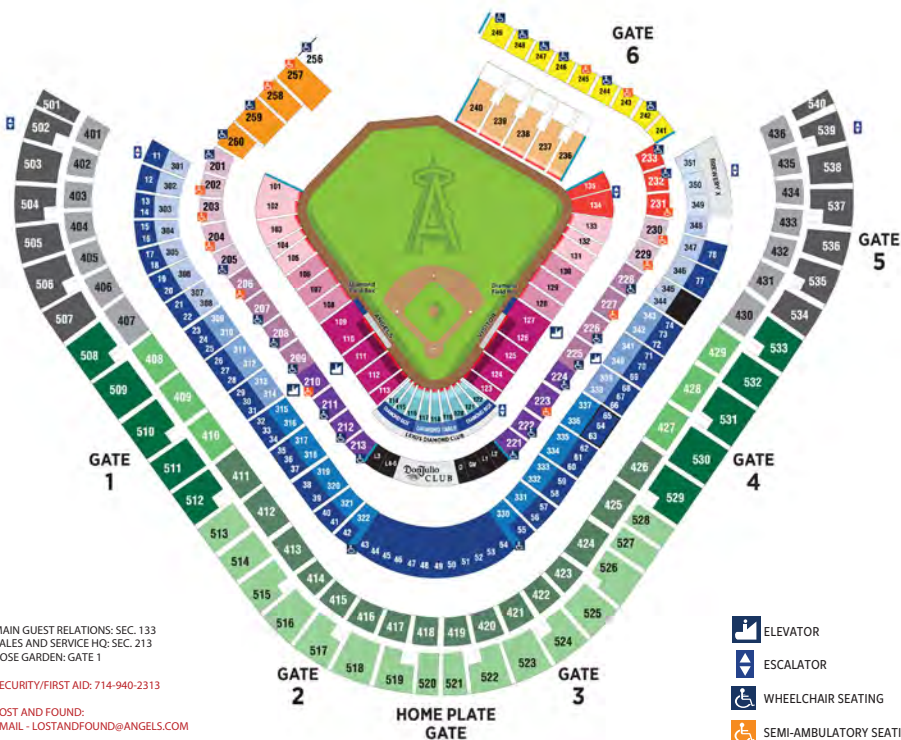
YEAR	SCORE	Attendance	YEAR	SCORE	Attendance
1966 —	Giants 9, Angels 5	40,432	1999 —	Dodgers 8, Angels 1	28,405
	Angels 6, Giants 5	22,841	2000 —	Angels 6, Padres 4	16,281
1968 —	Mets 4, Angels 2	5,057	2001 —	Angels 6, D-Backs 5	14,872
	Angels 4, Giants 1	8,538	2002 —	Angels 4, Rockies 2	12,765
1969 —	Dodgers 4, Angels 2	10,197		Angels 8, Rockies 3	12,201
	A's 8, Angels 6	1,741	2003 —	Dodgers 5, Angels 3	30,501
1970 —	Dodgers 4, Angels 2	18,600		Dodgers 6, Angels 5	37,082
	Dodgers 10, Angels 4	15,620	2004 —	Angels 10, Dodgers 4	43,281
1971 —	Angels 4, Dodgers 3	21,857		Angels 13, Dodgers 5	39,368
1973 —	Angels 5, Dodgers 4	16,308	2005 —	Angels 8, Dodgers 3	43,619
	Dodgers 5, Angels 1	19,137	2006 —	Angels 0, Dodgers 0	43,481
1974 —	Angels 7, Dodgers 5	24,634		Angels 4, Dodgers 2	43,267
1975 —	Dodgers 9, Angels 2	25,589	2007 —	Angels 4, Dodgers 2	43,777
	Dodgers 2, Angels 0	18,265	2008 —	Angels 2, Dodgers 2	38,863
1976 —	Angels 3, Dodgers 3 (rain)	22,639		Angels 11, Padres 3	40,468
1977 —	Dodgers 5, Angels 0	29,678	2009 —	Angels 5, Padres 4	30,609
	Dodgers 10, Angels 3	36,732	2010 —	Angels 4, Dodgers 3	40,368
1978 —	Angels 10, Dodgers 1	40,591	2011 —	Angels 9, Padres 2	28,017
1979 —	Angels 7, Dodgers 4	41,674		Angels 5, Dodgers 1	27,779
1981 —	Dodgers 4, Angels 1	48,331	2012 —	Angels 12, Dodgers 3	33,111
	Angels 6, Dodgers 5	58,353	2013 —	Angels 2, Dodgers 1	★44,717
1982 —	Dodgers 5, Angels 4	61,026	2014 —	Angels 6, Dodgers 2	43,553
1983 —	Angels 7, Dodgers 4	57,408	2015 —	Angels 3, Dodgers 2	39,932
	Dodgers 4, Angels 2	62,877		Angels 6, Dodgers 0	39,143
1984 —	Angels 7, Angels 0	62,921	2016 —	Angels 8, Dodgers 1	42,643
1985 —	Dodgers 1, Angels 0	★62,968		Angels 6, Cubs 4	32,056
	Dodgers 9, Angels 7	37,888	2017 —	Angels 3, Dodgers 2	31,465
1986 —	Angels 10, Dodgers 8	61,538		Dodgers 3, Angels 1	35,141
1987 —	Angels 1, Dodgers 0	42,273	2018 —	Dodgers 4, Angels 2	36,149
	Angels 6, Dodgers 1	61,272	2019 —	Angels 8, Dodgers 4	38,031
1988 —	Dodgers 3, Angels 1	41,511		Dodgers 8, Angels 7	32,029
1989 —	Angels 5, Angels 1	45,795	2020 —	+Padres 5, Angels 4	—
	Angels 8, Dodgers 7	58,874	2021 —	Angels 6, Dodgers 5	—
1990 —	Dodgers 5, Angels 4	47,555	2022 —	Angels 5, Dodgers 1	44,401
1991 —	Dodgers 3, Angels 1	59,090		Dodgers 4, Angels 10	27,408
	Angels 6, Dodgers 4	43,011		Dodgers 5, Angels 0	27,066
1992 —	Angels 1, Dodgers 0	55,983			
1993 —	Angels 5, Dodgers 3	46,768			
	Padres 6, Angels 4	15,534			
1994 —	Angels 5, Dodgers 2	47,735			
	Angels 5, Dodgers 4	21,221			
1995 —	*Angels 4, Dodgers 1	22,452			
	#Angels 7, Padres 7	1,770			
	#Angels 12, Padres 4	1,294			
1996 —	Dodgers 6, Angels 2	42,038			
1997 —	Angels 5, Dodgers 1	31,897			
	Angels 2, Dodgers 0	18,647			
1998 —	Dodgers 8, Angels 1	39,541			

* 1995 Spring Training I
 # 1995 Spring Training II
 + 2020 Summer Camp
 ★ Anaheim Stadium Freeway Series Attendance Record
 ★★ Angel Stadium Freeway Series Attendance Record





WELCOME TO ANGEL STADIUM



MAIN GUEST RELATIONS: SEC. 133
SALES AND SERVICE HQ: SEC. 213
ROSE GARDEN: GATE 1

SECURITY/FIRST AID: 714-940-2313

LOST AND FOUND:
EMAIL - LOSTANDFOUND@ANGELS.COM

- ELEVATOR
- ESCALATOR
- WHEELCHAIR SEATING
- SEMI-AMBULATORY SEATING

PREMIUM SEATING

- Lexus Diamond MVP (Front Row)
- Lexus Diamond Club Hall of Fame (D-H)
- Lexus Diamond Club (J-W)
- Diamond Field Box
- Diamond Club Boxes
- Diamond Club Tables

CLUB LEVEL

- Club MVP
- Club All-Star
- Club Loge (no in-seat service)

FIELD LEVEL

- Dugout MVP (Front Row)
- Field Hall of Fame (D-H)
- Field MVP
- Field All-Star Front Row
- Field All-Star
- Field Box Front Row
- Field Box
- Field Reserved

TERRACE LEVEL

- Terrace MVP
- Terrace All-Star
- Terrace Box

OUTFIELD

- Right Field Front Row
- Right Field Hall of Fame (B-F)
- Right Field MVP
- Right Field Pavilion
- Left Field Pavilion

VIEW LEVEL

- Lower View MVP
- Lower View All-Star
- View MVP
- View All-Star
- Lower View Box
- Upper View

WHEELCHAIR ACCESSIBLE SEATING AVAILABLE

- Lexus Diamond Club
- Terrace All-Star
- Right Field Pavilion
- Club MVP
- Terrace MVP
- Terrace Box
- Left Field Pavilion
- Club Loge

2023 GIVEAWAYS & EVENTS



SCAN FOR SCHEDULE



**SATURDAY
NIGHT
FIREWORKS**

driven by
Honda SoCal Honda Dealers
Helpful

**FAMILY
SUNDAY**

angels.com/promotions

2023 SEASON SCHEDULE

MARCH/APRIL

S	M	T	W	TH	F	SA
25	LAD 6:10pm	LAD 6:07pm	LAD 6:07pm	OAK 7:07pm		OAK 1:07pm
2	OAK 1:07pm	SEA 6:40pm	SEA 6:40pm	SEA 1:10pm	TOR 6:20pm	TOR 6:07pm
3	TOR 1:07pm	WSH 6:20pm	WSH 6:30pm	WSH 1:00pm	BOS 4:10pm	BOS 1:30pm
10	BOS 10:20pm	BOS 4:10pm	NYN 4:00pm	NYN 6:00pm	NYN 1:00pm	KC 6:20pm
11	KC 1:00pm	MIL 6:20pm	OAK 6:20pm	OAK 6:20pm	OAK 1:07pm	MIL 4:10pm

MAY

S	M	T	W	TH	F	SA
7	TEX 1:07pm	HOU 6:20pm	HOU 6:20pm	HOU 1:07pm	CLE 6:20pm	CLE 6:07pm
14	CLE 6:20pm	BAL 3:35pm	BAL 3:35pm	BAL 3:35pm	BAL 9:35pm	MIN 6:20pm
21	MIN 1:07pm	BOS 6:20pm	BOS 6:20pm	BOS 6:20pm	MIA 6:20pm	MIA 7:00pm
28	MIA 1:07pm	CWS 6:10pm	CWS 6:10pm	CWS 11:00am		

JUNE

S	M	T	W	TH	F	SA
4	HOU 11:10am		CHC 6:20pm	CHC 6:20pm	CHC 6:20pm	SEA 6:20pm
5	SEA 1:07pm	TEX 5:00pm	TEX 5:00pm	TEX 5:00pm	KC 5:10pm	KC 1:10pm
12	KC 1:10pm	LAD 7:00pm	LAD 7:00pm	COL 5:40pm	COL 4:10pm	
19	COL 12:10pm	CWS 6:20pm	CWS 6:20pm	CWS 6:20pm	CWS 1:07pm	ARI 6:20pm

JULY

S	M	T	W	TH	F	SA
2	ARI 1:07pm	SD 6:40pm	SD 3:40pm	SD 5:40pm	LAD 1:10pm	LAD 6:10pm
9		ALL-STAR BREAK			HOU 6:20pm	HOU 6:07pm
16	HOU 1:07pm	NYN 6:20pm	NYN 6:20pm	NYN 6:20pm	PIT 6:20pm	PIT 6:07pm
23	PIT 1:07pm	ATL 4:20pm	DET 5:40pm	DET 3:40pm	DET 10:10am	TOR 6:07pm

AUGUST

S	M	T	W	TH	F	SA
6	SEA 1:07pm	SF 6:20pm	SF 6:30pm	SF 6:30pm	HOU 5:10pm	HOU 6:10pm
13	HOU 11:10am	TEX 5:00pm	TEX 5:00pm	TEX 5:00pm	TB 6:07pm	TB 6:07pm
20	TB 1:07pm	CIN 6:20pm	CIN 6:20pm	CIN 6:20pm	NYM 6:10pm	NYM 6:10pm
27	NYM 9:05pm	PHI 2:40pm	PHI 2:40pm	PHI 10:05am		

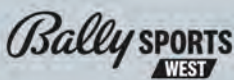
SEPTEMBER/OCTOBER

S	M	T	W	TH	F	SA
1	OAK 1:07pm	BAL 6:20pm	BAL 6:20pm	BAL 6:20pm	CLE 6:20pm	CLE 6:07pm
8	CLE 1:07pm	SEA 5:40pm	SEA 5:40pm	SEA 1:10pm	DET 6:20pm	DET 6:07pm
15	DET 1:07pm	TB 3:40pm	TB 3:40pm	TB 3:40pm	TB 10:10am	MIN 5:10pm
22	MIN 11:10am	OAK 6:20pm	TEX 6:20pm	TEX 6:20pm	TEX 6:20pm	OAK 6:20pm

HOME

AWAY

*ALL GAMES AND TIMES ARE SUBJECT TO CHANGE



LISTEN & WATCH

ANGELS RADIO
AM 830

Bally
SPORTS
WEST

HOME OF
ANGELS BASEBALL